



Wideband Transformers



- Surface mount and through hole versions
- 500 V interwinding isolation, 1/4 Watt RF input power
- 250 mA max current rating.
- For a smaller package size, see our WBC Series

Core material Ferrite

Terminations RoHS compliant matte tin over nickel over phos bronze. Other terminations available at additional cost.

Weight 0.38 – 0.40 g

Ambient temperature –40°C to +85°C

Storage temperature Component: –40°C to +85°C.

Tape and reel or tube packaging: –40°C to +80°C

Resistance to soldering heat Max three 40 second reflows at +260°C, parts cooled to room temperature between cycles

Moisture Sensitivity Level (MSL) 1 (unlimited floor life at <30°C / 85% relative humidity)

Failures in Time (FIT) / Mean Time Between Failures (MTBF)

60 per billion hours / 16,666,667 hours, calculated per Telcordia SR-332

Packaging (SM version): 500 per 13" reel;

Plastic tape: 24 mm wide, 0.42 mm thick, 20 mm pocket spacing, 6.6 mm pocket depth; (TH version): 54 per tube

PCB washing Tested with pure water or alcohol only. For other solvents, see Doc787_PCB_Washing.pdf.

Dimensions – surface mount parts



Dimensions are in $\frac{\text{inches}}{\text{mm}}$

Dimensions – through hole parts



Dimensions are in $\frac{\text{inches}}{\text{mm}}$



Wideband Transformers

| Schematic | Part number | | Impedance ratio ² pri:sec | Bandwidth (MHz) | Insertion loss max (dB) | Pri (pins 4-6) | | Sec (pins 1-3) | | DC imbalance ⁵ max (mA) |
|------------|-----------------|-----------|---|-----------------|-------------------------|-------------------------|-----------------------------|-------------------------|-----------------------------|---------------------------------------|
| | SM ¹ | TH | | | | L min ³ (μH) | DCR max ⁴ (mOhm) | L min ³ (μH) | DCR max ⁴ (mOhm) | |
| | WB1-1SL_ | WB1-1L | 1:1 | 0.150–500 | 0.70 | 27 | 75 | 27 | 75 | — |
| | WB1-6SL_ | WB1-6L | 1:1 | 0.100–350 | 0.50 | 25 | 100 | 25 | 100 | — |
| | WB1.18-3SL_ | WB1.18-3L | 1:1.18 | 0.040–300 | 0.50 | 90 | 300 | 108 | 330 | — |
| | WB1.5-6SL_ | WB1.5-6L | 1:1.5 | 0.050–325 | 0.26 | 56 | 120 | 84 | 150 | — |
| | WB2-1-2WSL_ | WB2-1-2WL | 1:2 | 0.080–700 | 1.00 | 38 | 100 | 75 | 150 | — |
| | WB2.5-6SL_ | WB2.5-6L | 1:2.5 | 0.080–225 | 0.26 | 30 | 100 | 75 | 130 | — |
| | WB4-6SL_ | WB4-6L | 1:4 | 0.100–125 | 0.50 | 25 | 100 | 100 | 200 | — |
| | WB9-1SL_ | WB9-1L | 1:9 | 0.125–125 | 0.57 | 25 | 100 | 225 | 250 | — |
| | WB16-1SL_ | WB16-1L | 1:16 | 0.050–100 | 0.60 | 56 | 75 | 896 | 330 | — |
| | WB36-1SL_ | WB36-1L | 1:36 | 0.100–45 | 0.50 | 25 | 50 | 900 | 180 | — |
| | WB1-1TSL_ | WB1-1TL | 1:1 | 0.100–375 | 0.51 | 25 | 100 | 25 | 100 | 30 |
| | WB1-6TSL_ | WB1-6TL | 1:1 | 0.050–200 | 0.20 | 70 | 150 | 70 | 150 | 18 |
| | WB2-1TSL_ | WB2-1TL | 1:2 | 0.070–400 | 1.00 | 38 | 100 | 75 | 150 | 29 |
| | WB2.5-6TSL_ | WB2.5-6TL | 1:2.5 | 0.050–125 | 0.28 | 56 | 120 | 140 | 200 | 13 |
| | WB3-1TSL_ | WB3-1TL | 1:3 | 0.040–500 | 0.40 | 96 | 110 | 270 | 200 | 4.0 |
| | WB4-1HSL_ | WB4-1HL | 1:4 | 0.100–500 | 0.50 | 25 | 120 | 100 | 160 | 15 |
| | WB4-6TSL_ | WB4-6TL | 1:4 | 0.050–200 | 0.50 | 43 | 120 | 172 | 160 | 5.0 |
| | WB5-1TSL_ | WB5-1TL | 1:5 | 0.050–400 | 0.30 | 48 | 220 | 240 | 500 | 13 |
| | WB8-1TSL_ | WB8-1TL | 1:8 | 0.150–400 | 0.76 | 18 | 100 | 144 | 270 | 17 |
| | WB13-1TSL_ | WB13-1TL | 1:13 | 0.150–125 | 0.72 | 17 | 90 | 221 | 200 | 10 |
| WB16-6TSL_ | WB16-6TL | 1:16 | 0.050–100 | 0.60 | 56 | 75 | 896 | 330 | 25 | |
| | WBT1-6SL_ | WBT1-6L | 1:1 | 0.040–200 | 0.25 | 70 | 150 | 70 | 150 | 19 |
| | WBT1.5-1SL_ | WBT1.5-1L | 1:1.5 | 0.040–350 | 0.30 | 60 | 150 | 90 | 180 | 19 |
| | WBT2.5-6SL_ | WBT2.5-6L | 1:2.5 | 0.050–100 | 0.26 | 70 | 150 | 175 | 200 | 11 |
| | WBT4-1SL_ | WBT4-1L | 1:3 | 0.040–150 | 0.26 | 45 | 120 | 135 | 160 | 13 |
| | WBT4-1ASL_ | WBT4-1AL | 1:4 | 0.040–350 | 0.40 | 96 | 110 | 384 | 220 | 3.5 |
| | WBT16-1SL_ | WBT16-1L | 1:16 | 0.100–100 | 0.50 | 25 | 100 | 400 | 300 | 7.5 |
| WBT25-1SL_ | WBT25-1L | 1:25 | 0.100–65 | 0.50 | 25 | 100 | 625 | 350 | 6.0 | |

1. When ordering, please specify **packaging** code:

WB25-1SLD

Packaging: **D** = 13" machine-ready reel. EIA-481 embossed plastic tape (500 parts per full reel).

B = Less than full reel. In tape, but not machine ready.

To have a leader and trailer added (\$25 charge), use code letter D instead.

- Impedance ratio is for the full primary winding to the full secondary winding.
 - Inductance measured at 100 kHz, 0.1 V, 0 Adc on an Agilent/HP 4192 or equivalent.
 - DCR measured on a micro-ohmmeter.
 - DC imbalance is the maximum difference in current measured at pins 1 and 3 with the source at pin 2. Inductance drop is 15% at max imbalance.
 - Electrical specifications at 25°C. Measurements are referenced to 50 Ohms.
- Refer to Doc 362 "Soldering Surface Mount Components" before soldering.



www.coilcraft.com

US +1-847-639-6400 sales@coilcraft.com
UK +44-1236-730595 sales@coilcraft-europe.com
Taiwan +886-2-2264 3646 sales@coilcraft.com.tw
China +86-21-6218 8074 sales@coilcraft.com.cn
Singapore + 65-6484 8412 sales@coilcraft.com.sg

Document 425-2 Revised 04/27/12

© Coilcraft Inc. 2013

This product may not be used in medical or high risk applications without prior Coilcraft approval. Specification subject to change without notice. Please check web site for latest information.



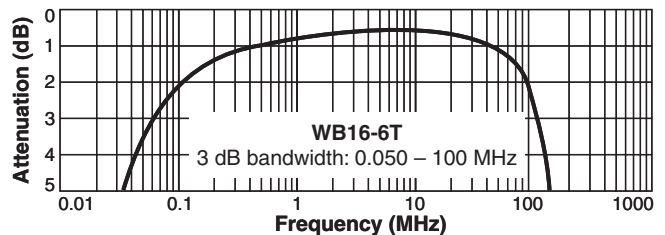
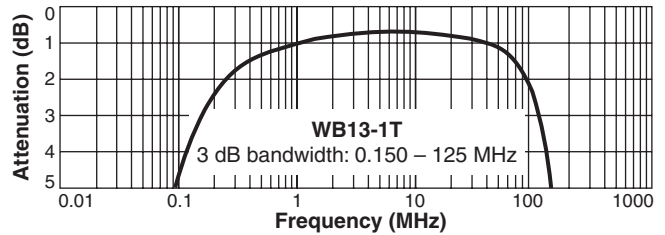
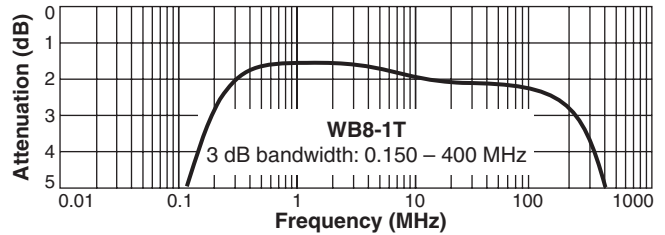
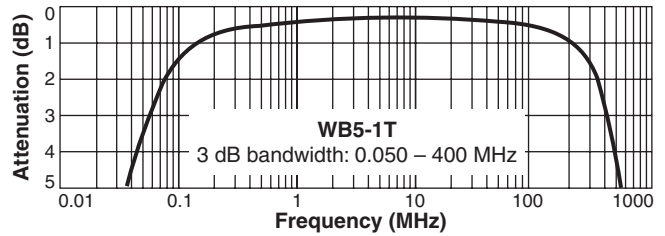
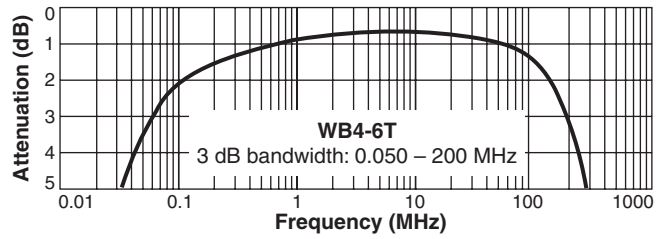
Transformers with no center taps



Attenuation measured on a network analyzer (re: 50 Ohms)



Transformers with secondary center tap



Attenuation measured on a network analyzer (re: 50 Ohms)



US +1-847-639-6400 sales@coilcraft.com
UK +44-1236-730595 sales@coilcraft-europe.com
Taiwan +886-2-2264 3646 sales@coilcraft.com.tw
China +86-21-6218 8074 sales@coilcraft.com.cn
Singapore + 65-6484 8412 sales@coilcraft.com.sg

Document 425-4 Revised 04/27/12

© Coilcraft Inc. 2013
 This product may not be used in medical or high risk applications without prior Coilcraft approval. Specification subject to change without notice. Please check web site for latest information.



Transformers with primary and secondary center taps



Attenuation measured on a network analyzer (re: 50 Ohms)



Компания «ЭлектроПласт» предлагает заключение долгосрочных отношений при поставках импортных электронных компонентов на взаимовыгодных условиях!

Наши преимущества:

- Оперативные поставки широкого спектра электронных компонентов отечественного и импортного производства напрямую от производителей и с крупнейших мировых складов;
- Поставка более 17-ти миллионов наименований электронных компонентов;
- Поставка сложных, дефицитных, либо снятых с производства позиций;
- Оперативные сроки поставки под заказ (от 5 рабочих дней);
- Экспресс доставка в любую точку России;
- Техническая поддержка проекта, помощь в подборе аналогов, поставка прототипов;
- Система менеджмента качества сертифицирована по Международному стандарту ISO 9001;
- Лицензия ФСБ на осуществление работ с использованием сведений, составляющих государственную тайну;
- Поставка специализированных компонентов (Xilinx, Altera, Analog Devices, Intersil, Interpoint, Microsemi, Aeroflex, Peregrine, Syfer, Eurofarad, Texas Instrument, Miteq, Cobham, E2V, MA-COM, Hittite, Mini-Circuits, General Dynamics и др.);

Помимо этого, одним из направлений компании «ЭлектроПласт» является направление «Источники питания». Мы предлагаем Вам помощь Конструкторского отдела:

- Подбор оптимального решения, техническое обоснование при выборе компонента;
- Подбор аналогов;
- Консультации по применению компонента;
- Поставка образцов и прототипов;
- Техническая поддержка проекта;
- Защита от снятия компонента с производства.



Как с нами связаться

Телефон: 8 (812) 309 58 32 (многоканальный)

Факс: 8 (812) 320-02-42

Электронная почта: org@eplast1.ru

Адрес: 198099, г. Санкт-Петербург, ул. Калинина, дом 2, корпус 4, литера А.