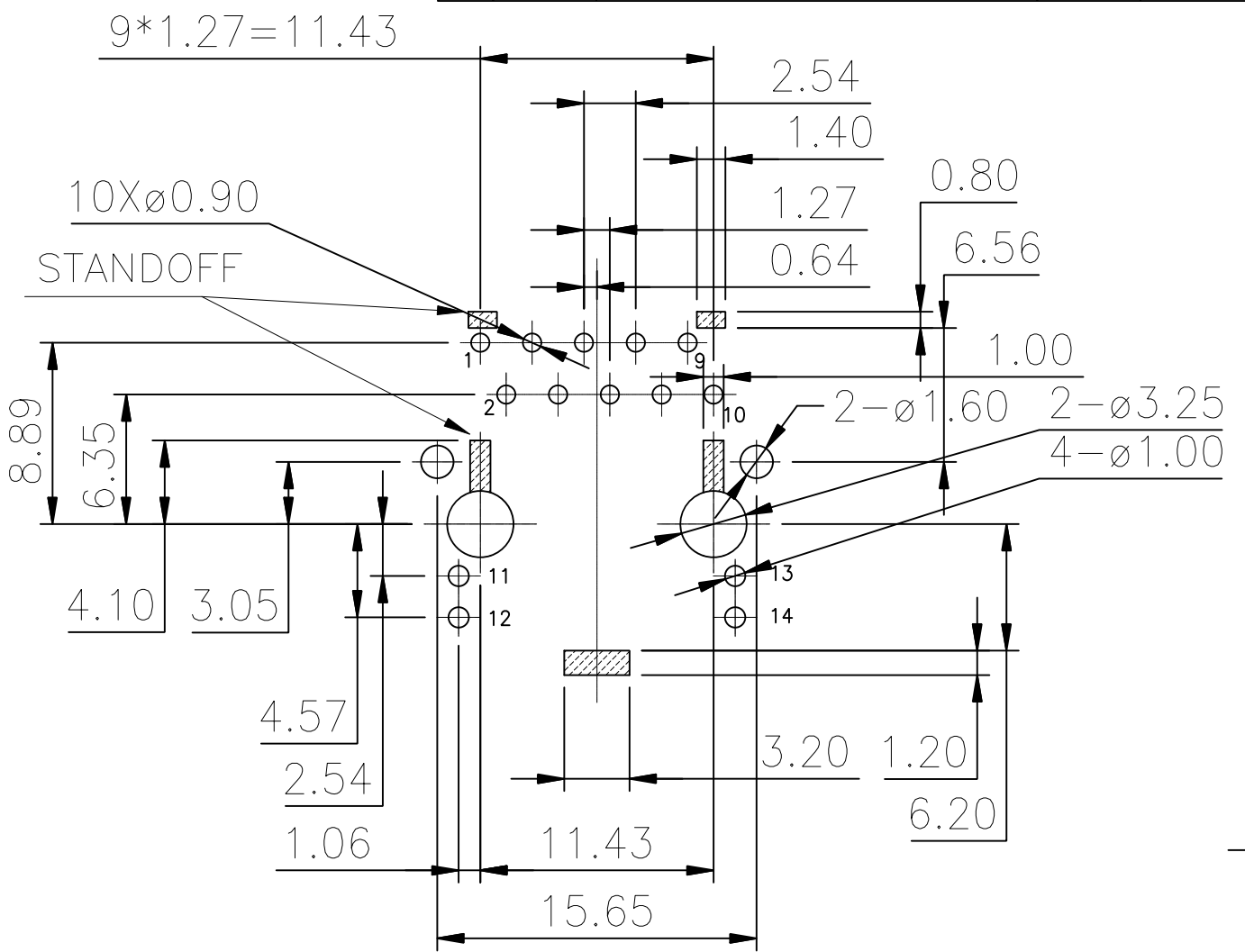
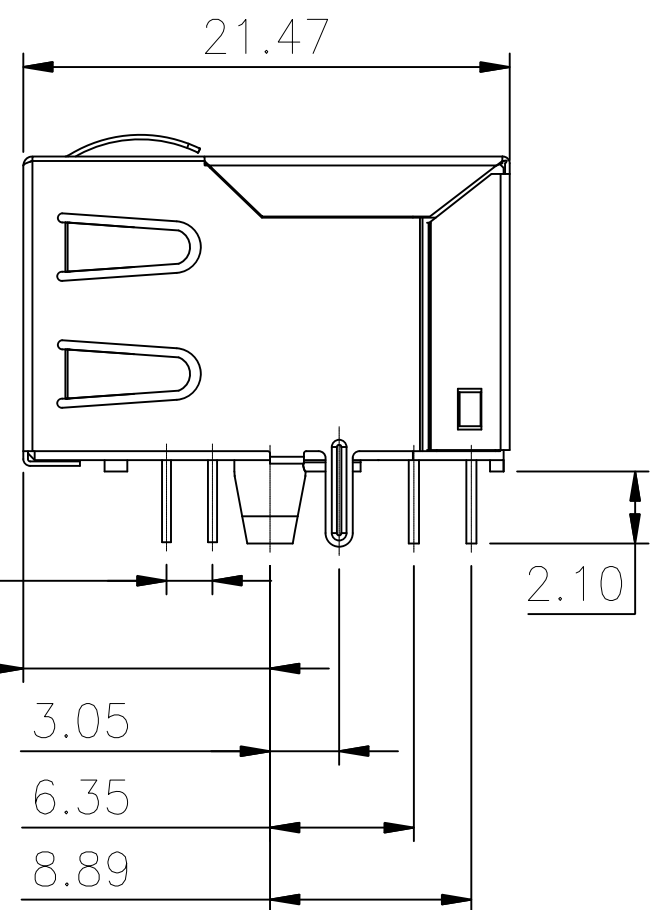
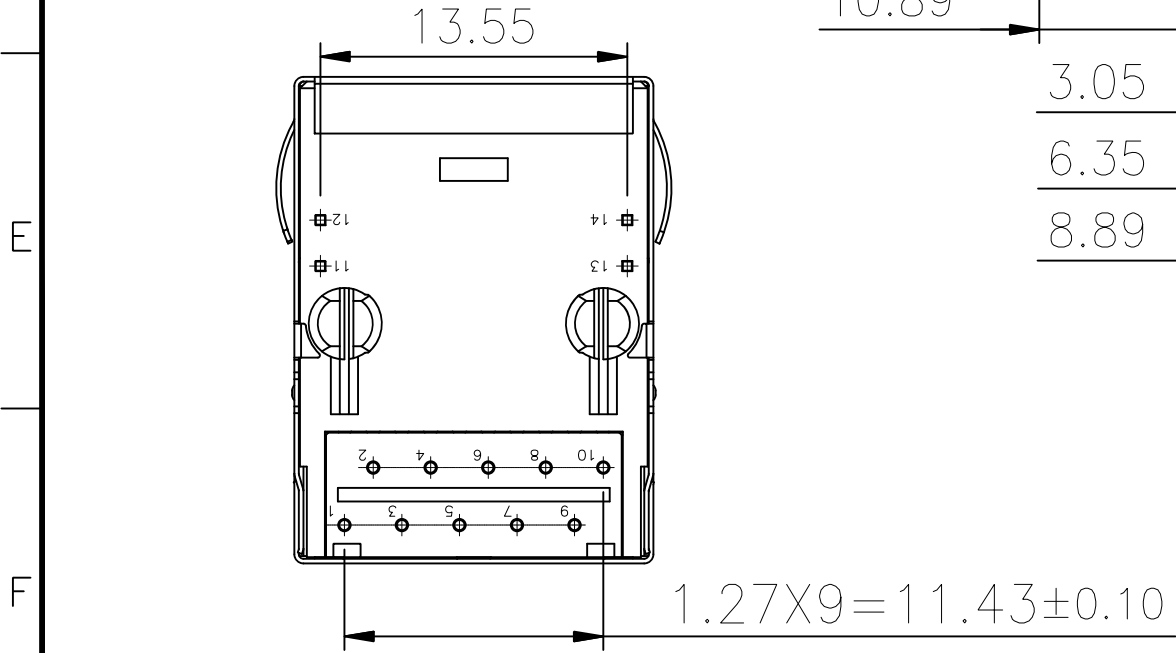
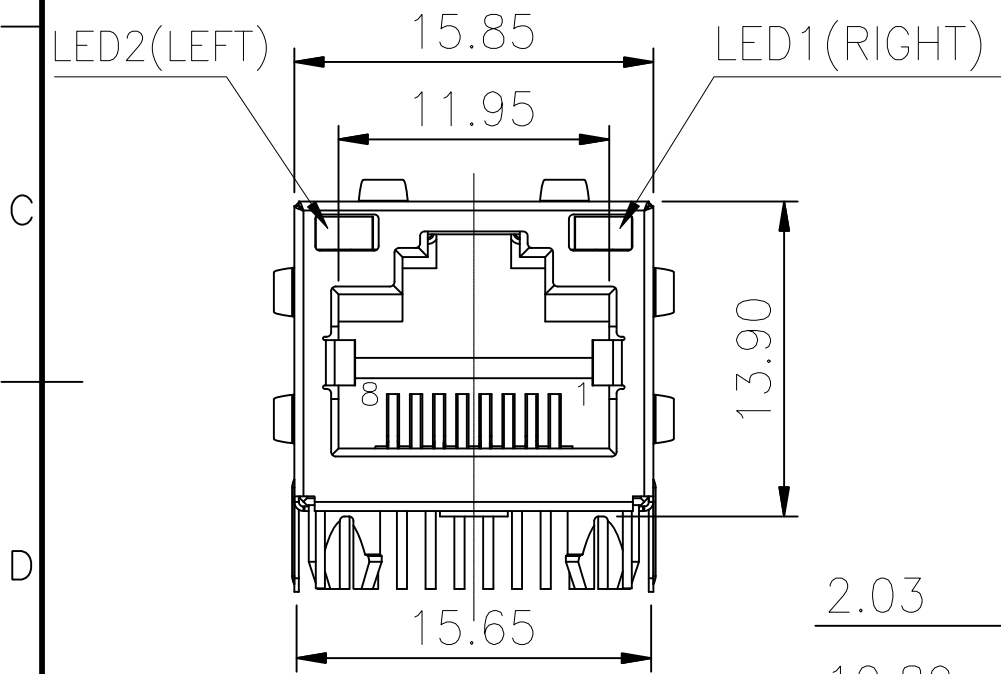
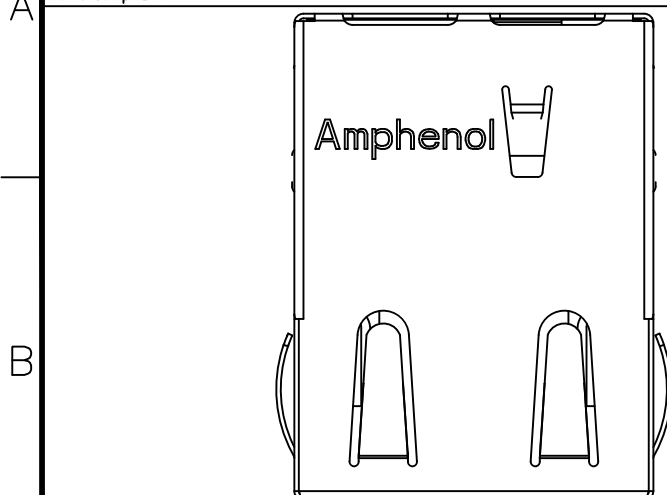


This document is the property of Amphenol Corporation and is delivered on the express condition that is not to be disclosed, reproduced or used, in whole or in part, for manufacture or sale by anyone other than Amphenol Corporation without its prior consent, and that no right is granted to disclose or to use any information in this document.

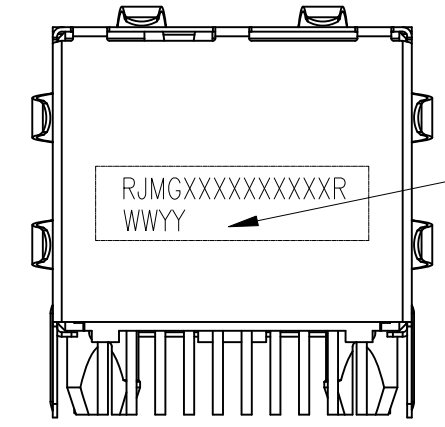
The marking on this product doesn't contain environmental hazardous materials per Material Specification SS-00259 for Sony GP compliant or per directive 2011/65/EU for RoHS compliant.

CUSTOMER DRAWING

REVISIONS				
SYM	ECN No.	DESCRIPTION	DATE	APPROVED
AX1		NEW RELEASE	03/04/2015	Roger Tsai
AX2		UPDATE PCB LAYOUT	03/05/2015	Roger Tsai



RECOMMENDED PCB LAYOUT COMPONENT SIDE
ALL DIMENSION TOLERANCE ARE ±0.05



Amphenol P/N
DATE CODE
WW=WEEK
YY=YEAR

TOLERANCE	APPROVALS	DATE	TITLE		Amphenol®		
X. ±0.30	DRAWN Devin Yen	03/05/2015	RJMG2016 Series 1X1 1000 Base-T Series with LED options		Amphenol Corporation Amphenol Taiwan Corporation		
X.XX ±0.20	CHECKED Vivian Wen	03/05/2015					
X.XXX ±0.10	APPROVED Roger Tsai	03/05/2015					
ANGULAR ±1°	DWG TYPE CUST DWG	PROJECT CODE -	UNIT mm	SIZE A3	PART No.	RJMG20162141BER	
UNLESS OTHERWISE SPECIFIED			SCALE NA	SHEET 1 OF 4	DWG No.	RJMG20162141BER	REV. AX2

This document is the property of Amphenol Corporation and is delivered on the express condition that is not to be disclosed, reproduced or used, in whole or in part, for manufacture or sale by anyone other than Amphenol Corporation without its prior consent, and that no right is granted to disclose or to use any information in this document.

The marking on this product doesn't contain environmental hazardous materials per Material Specification SS-00259 for Sony GP compliant or per directive 2011/65/EU for RoHS compliant.

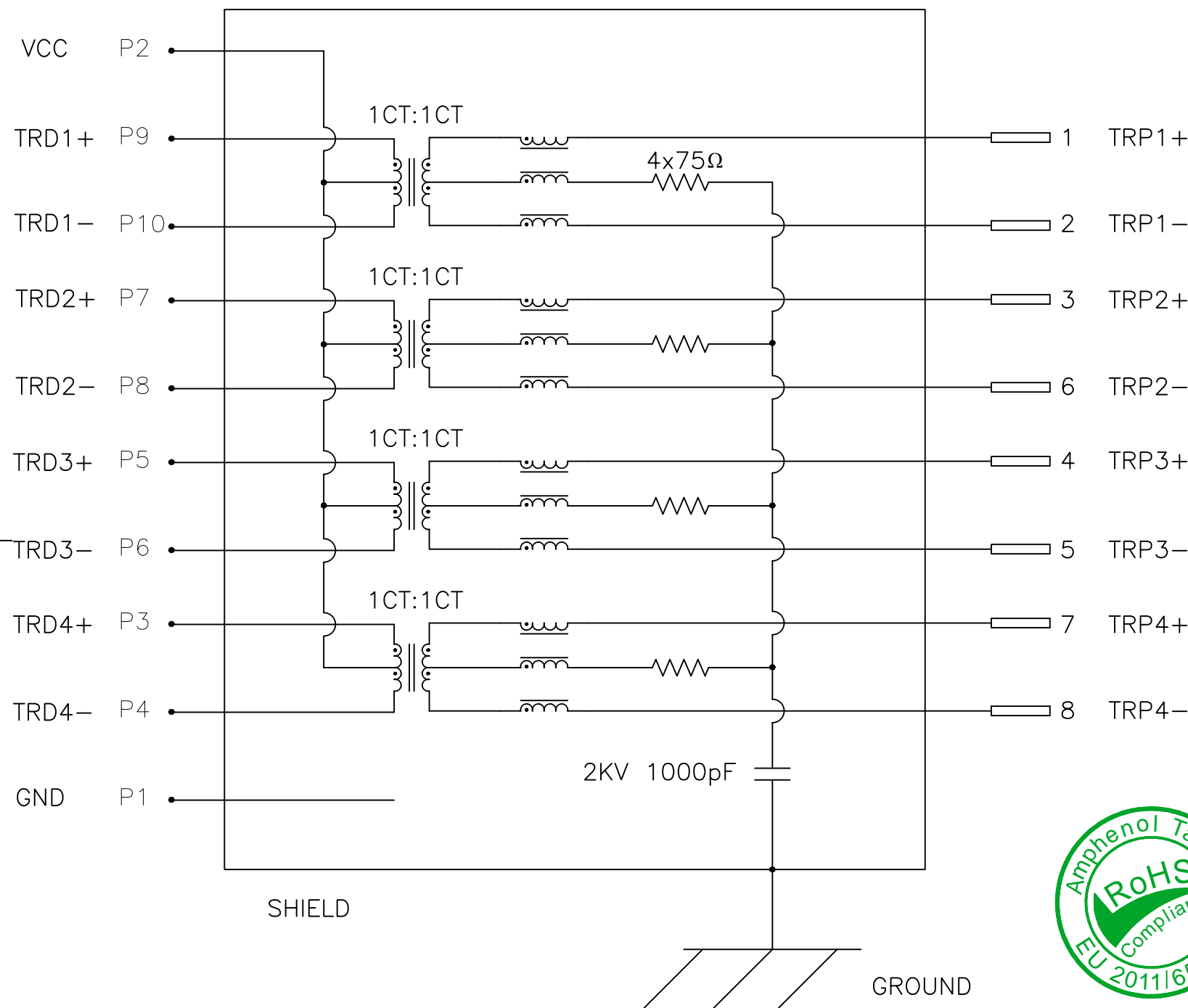
CUSTOMER DRAWING

REVISIONS				
SYM	ECN No.	DESCRIPTION	DATE	APPROVED
AX1		NEW RELEASE	03/04/2015	Roger Tsai
AX2		UPDATE PCB LAYOUT	03/05/2015	Roger Tsai

SCHEMATIC:

PCB SIDE

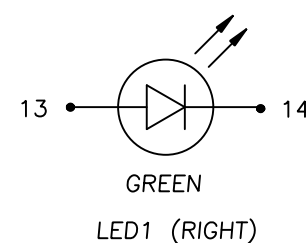
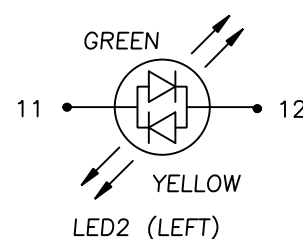
CABLE SIDE



Electrical Specification(@25°C)

Parameters	Unit	
Turns Ratio(Primary):(Secondary)	-	1CT:1±5%
Inductance@100KHz,0.1Vrms,8mA DC	uH	350 Min.
Insertion Loss@1~100MHz	-dB	1.0 Max.
@100~125MHz	-dB	1.2 Max.
Return Loss@1~30MHz	-dB	18 Min.
@30~60MHz	-dB	16 Min.
@60~80MHz	-dB	12 Min.
@80~100MHz	-dB	10 Min.
Common Mode Rejection@1~100MHz	-dB	30 Min.
Cross Talk@1~100MHz	-dB	30 Min.
HiPot Test(Input):(Output)	V AC	1500 Min.

Operating Temperature:0°C To +70°C



TOLERANCE	APPROVALS	DATE	TITLE		Amphenol®	
X. ±0.30	DRAWN Devin Yen	03/05/2015	RJMG2016 Series 1X1 1000 Base-T Series with LED options		Amphenol Corporation Amphenol Taiwan Corporation	
X.X ±0.20	CHECKED Vivian Wen	03/05/2015				
X.XXX ±0.10	APPROVED Roger Tsai	03/05/2015				
ANGULAR ±1°	DWG TYPE CUST DWG	PROJECT CODE -	UNIT mm	SIZE A3	PART No. RJMG20162141BER	
UNLESS OTHERWISE SPECIFIED			SCALE NA	SHEET 2 OF 4	DWG No. RJMG20162141BER	REV. AX2

This document is the property of Amphenol Corporation and is delivered on the express condition that is not to be disclosed, reproduced or used, in whole or in part, for manufacture or sale by anyone other than Amphenol Corporation without its prior consent, and that no right is granted to disclose or to use any information in this document.

The marking on this product doesn't contain environmental hazardous materials per Material Specification SS-00259 for Sony GP compliant or per directive 2011/65/EU for RoHS compliant.

CUSTOMER DRAWING

REVISIONS				
SYM	ECN No.	DESCRIPTION	DATE	APPROVED
AX1		NEW RELEASE	03/04/2015	Roger Tsai
AX2		UPDATE PCB LAYOUT	03/05/2015	Roger Tsai

NOTES:

1. MATERIAL:

RJ HOUSING: LCP UL94V-0, BLACK.
 COVER: LCP UL94V-0, BLACK.
 TRANSFORMER HOUSING: LCP BLACK, UL94V-0.
 RJ CONTACTS: C5191-H T=0.25±0.01
 RJ SOLDER PIN: STAINLESS
 SHELL: SUS 304 1/2H

2. PLATING

RJ CONTACT: 1.27um min. Nickel underplating
 selected gold min on contact
 1.27um min tin on soldertail
 RJ SOLDER PIN: 2.54um min tin overall,
 0.75um min nickel underplating

3. ELECTRICAL CHARACTERISTICS : REFERE PAGE 2 SPEC

4. MECHANICAL CHARACTERISTICS :

INSERTION FORCE : 22N MAX.
 REMOVAL FORCE(WITHOUT PLUG LOCK) : 22N MAX.
 PLUG LOCKING RETENTION FORCE : 50N MIN./60sec
 DURABILITY : 1000 TIMES

5. STORAGE TEMPERATURE : -40°C ~ 85°C

6. WAVE SOLDER CAPABLE TO 260°C

7. OTHERS:

7.1 DATE CODE YYWW

8. Ratings

8.1 VOLTAGE RATING: 125 VAC
 8.2 CURRENT RATING: 1.5A

9. PERFORMANCE AND TEST DESCRIPTION

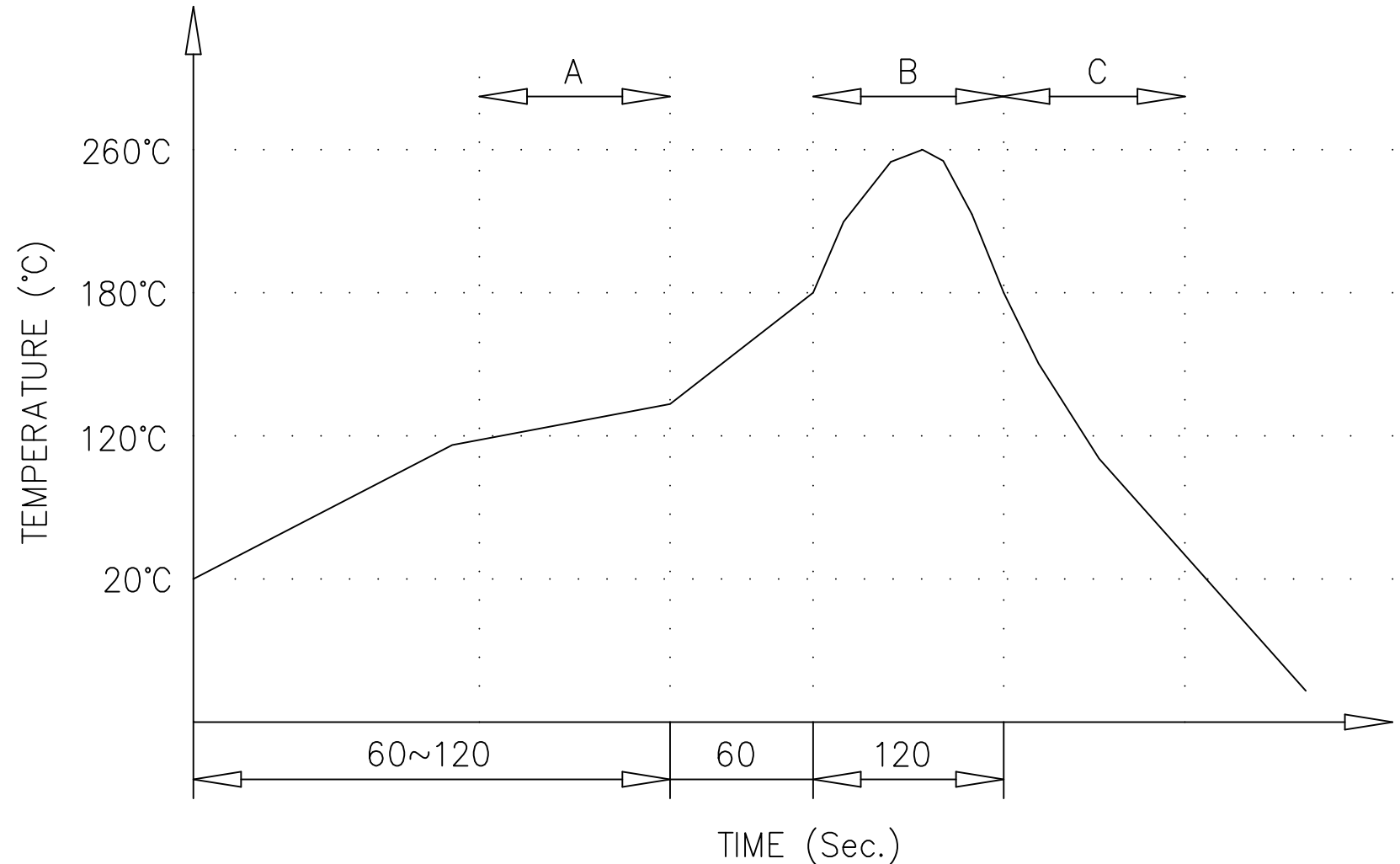
PRODUCT IS DESIGNED TO MEET ELECTRICAL, MECHANICAL AND ENVIRONMENT PERFORMANCE REQUIREMENTS SPECIFIED IN BELOW TABLE. ALL TESTS ARE PERFORMED AT AMBIENT ENVIRONMENT

CONDITIONS

PER MIL-STD-1344A AND EIA-364 UNLESS OTHERWISE SPECIFIED.

10. PACKAGING AND PACKING

ALL PARTS SHALL BE PACKAGED AND PACKED TO PROTECT AGAINST PHYSICAL DAMAGE, CORROSION AND DETERIORATION DURING SHIPMENT AND STORAGE.



A. Preheating B. Soldering C. Gradual Cooling
 Tip temperature: 260±5°C
 Tip temperature time: 5Sec. Max.
 The melting point of Sn96.5/Ag3/Cu0.5: 217°C



TOLERANCE	APPROVALS	DATE	TITLE		Amphenol®	
X. ±0.30	DRAWN Devin Yen	03/05/2015	RJMG2016 Series 1X1 1000 Base-T Series with LED options		Amphenol Corporation Amphenol Taiwan Corporation	
X.XX ±0.20	CHECKED Vivian Wen	03/05/2015				
X.XXX ±0.10	APPROVED Roger Tsai	03/05/2015		UNIT mm	SIZE A3	PART No. RJMG20162141BER
ANGULAR ±1°	DWG TYPE CUST DWG	PROJECT CODE -		SCALE NA	SHEET 3 OF 4	DWG No. RJMG20162141BER
UNLESS OTHERWISE SPECIFIED						

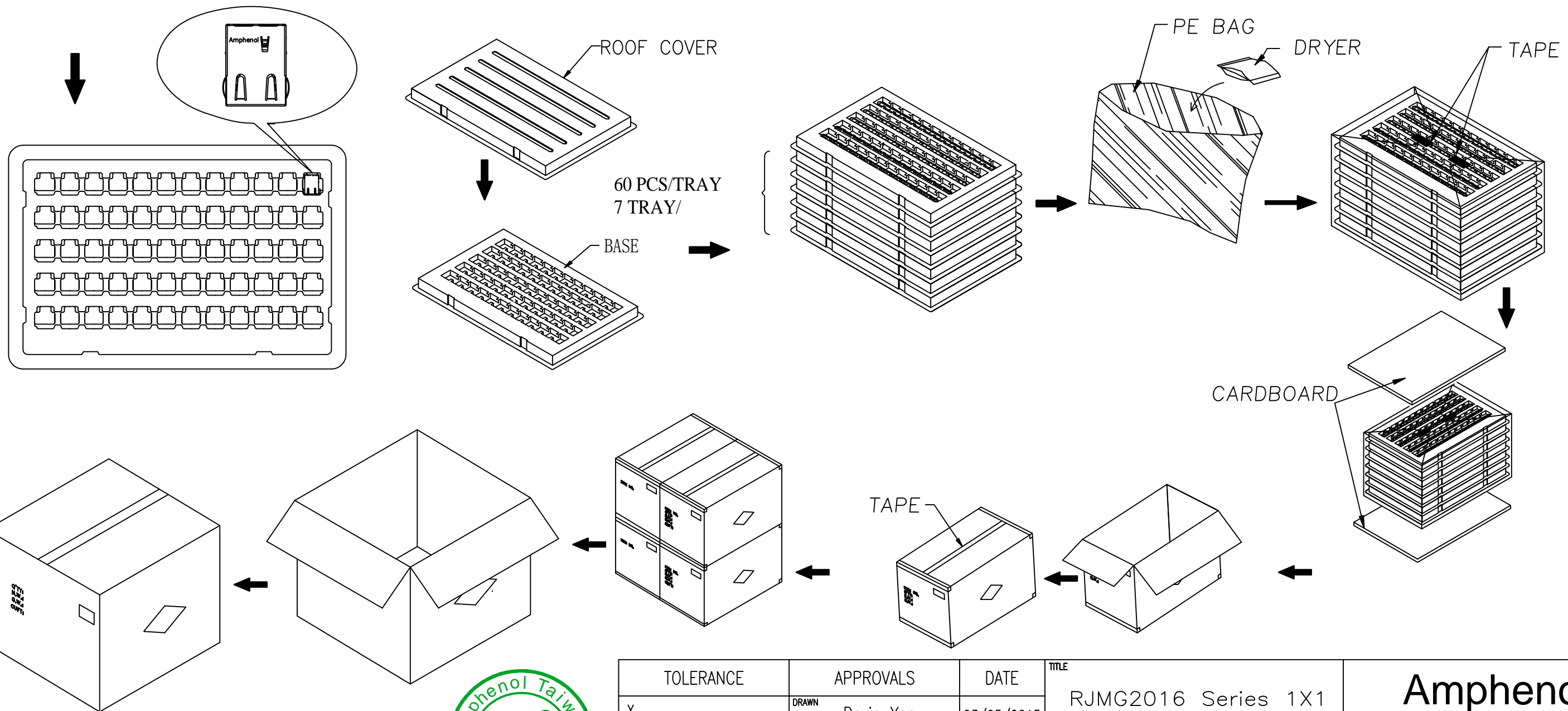
This document is the property of Amphenol Corporation and is delivered on the express condition that it is not to be disclosed, reproduced or used, in whole or in part, for manufacture or sale by anyone other than Amphenol Corporation without its prior consent, and that no right is granted to disclose or to use any information in this document.

The marking on this product doesn't contain environmental hazardous materials per Material Specification SS-00259 for Sony GP compliant or per directive 2011/65/EU for RoHS compliant.

CUSTOMER DRAWING

REVISIONS				
SYM	ECN No.	DESCRIPTION	DATE	APPROVED
AX1		NEW RELEASE	03/04/2015	Roger Tsai
AX2		UPDATE PCB LAYOUT	03/05/2015	Roger Tsai

PRODUCT		TRAY PER	PCS PER	PCS PER	PCS PER
SERIES	PORTS	PRIMARY CARTON	TRAY	PRIMARY CARTON	MASTER CARTON
RJMG	1X1	7	60	420	1680



TOLERANCE X. ±0.30 X.X ±0.20 X.XX ±0.10 X.XXX ±0.10 ANGULAR ±1° UNLESS OTHERWISE SPECIFIED	APPROVALS	DATE	TITLE RJMG2016 Series 1X1 1000 Base-T Series with LED options	Amphenol® Amphenol Corporation Amphenol Taiwan Corporation			
	DRAWN Devin Yen	03/05/2015					
	CHECKED Vivian Wen	03/05/2015					
	APPROVED Roger Tsai	03/05/2015					
	DWG TYPE CUST DWG	PROJECT CODE -		UNIT mm	SIZE A3	PART No. RJMG20162141BER	
				SCALE NA	SHEET 4 OF 4	DWG No. RJMG20162141BER	REV. AX2



Компания «ЭлектроПласт» предлагает заключение долгосрочных отношений при поставках импортных электронных компонентов на взаимовыгодных условиях!

Наши преимущества:

- Оперативные поставки широкого спектра электронных компонентов отечественного и импортного производства напрямую от производителей и с крупнейших мировых складов;
- Поставка более 17-ти миллионов наименований электронных компонентов;
- Поставка сложных, дефицитных, либо снятых с производства позиций;
- Оперативные сроки поставки под заказ (от 5 рабочих дней);
- Экспресс доставка в любую точку России;
- Техническая поддержка проекта, помощь в подборе аналогов, поставка прототипов;
- Система менеджмента качества сертифицирована по Международному стандарту ISO 9001;
- Лицензия ФСБ на осуществление работ с использованием сведений, составляющих государственную тайну;
- Поставка специализированных компонентов (Xilinx, Altera, Analog Devices, Intersil, Interpoint, Microsemi, Aeroflex, Peregrine, Syfer, Eurofarad, Texas Instrument, Miteq, Cobham, E2V, MA-COM, Hittite, Mini-Circuits, General Dynamics и др.);

Помимо этого, одним из направлений компании «ЭлектроПласт» является направление «Источники питания». Мы предлагаем Вам помощь Конструкторского отдела:

- Подбор оптимального решения, техническое обоснование при выборе компонента;
- Подбор аналогов;
- Консультации по применению компонента;
- Поставка образцов и прототипов;
- Техническая поддержка проекта;
- Защита от снятия компонента с производства.



Как с нами связаться

Телефон: 8 (812) 309 58 32 (многоканальный)

Факс: 8 (812) 320-02-42

Электронная почта: org@eplast1.ru

Адрес: 198099, г. Санкт-Петербург, ул. Калинина, дом 2, корпус 4, литера А.