
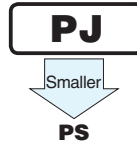


# ALUMINUM ELECTROLYTIC CAPACITORS

**PJ** series Low Impedance, For Switching Power Supplies



- Low impedance and high reliability withstanding 5000 hours load life at +105°C (3000 / 2000 hours for smaller case sizes as specified below).
- Capacitance ranges available based on the numerical values in E12 series under JIS.
- Ideally suited for use of switching power supplies.
- Compliant to the RoHS directive (2011/65/EU).

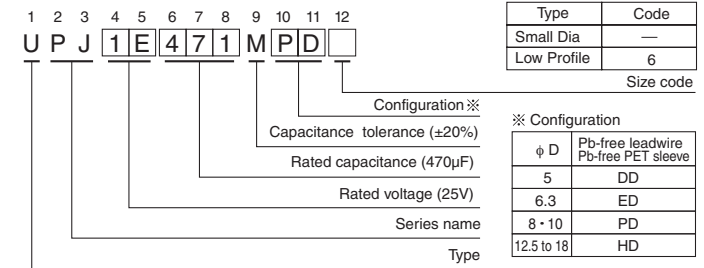
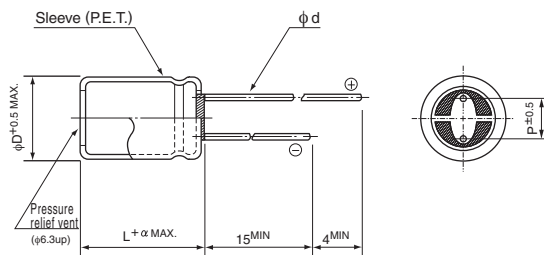


## Specifications

Item	Performance Characteristics										
Category Temperature Range	-55 to +105°C (6.3 to 100V), -40 to +105°C (160 to 400V), -25 to +105°C (450V)										
Rated Voltage Range	6.3 to 450V										
Rated Capacitance Range	0.47 to 15000µF										
Capacitance Tolerance	± 20% at 120Hz, 20°C										
Leakage Current	Rated Voltage (V)	6.3 to 100					160 to 450				
	Leakage current	After 1 minute's application of rated voltage at 20°C, leakage current is not more than 0.03CV or 4 (µA), whichever is greater.					CV ≤ 1000 : I = 0.1CV+40 (µA) max. CV > 1000 : I = 0.04CV+100 (µA) max.				
Tangent of loss angle (tan δ)	Rated Voltage (V)	6.3	10	16	25	35	50	63 to 100	160 to 350	400 · 450	120Hz, 20°C
	tan δ (MAX.)	0.22	0.19	0.16	0.14	0.12	0.10	0.08	0.20	0.25	
For capacitance of more than 1000µF, add 0.02 for every increase of 1000µF.											
Stability at Low Temperature	Rated voltage (V)	6.3·10	16	25·35	50 to 100	160·200	250	315·350	400	450	120Hz
	Impedance ratio (MAX.)	Z-25°C / Z+20°C	—	—	—	—	—	—	—	—	15
		Z-40°C / Z+20°C	—	—	—	—	4	6	8	10	—
Z-55°C / Z+20°C	4	3	3	2	—	—	—	—	—	—	
Endurance	The specifications listed at right shall be met when the capacitors are restored to 20°C after D.C. bias plus rated ripple current is applied for 5000 hours (2000 hours for φD=5 and 6.3, 3000 hours for φD=8) at 105°C, the peak voltage shall not exceed the rated voltage.										
	Capacitance change	Within ±20% of the initial capacitance value									
	tan δ	200% or less than the initial specified value									
Shelf Life	After storing the capacitors under no load at 105°C for 1000 hours and then performing voltage treatment based on JIS C 5101-4 clause 4.1 at 20°C, they shall meet the specified values for the endurance characteristics listed above.										
	Capacitance change	Within ±20% of the initial capacitance value									
	tan δ	150% or less than the initial specified value									
Marking	Printed with white color letter on dark brown sleeve.										

## Radial Lead Type

## Type numbering system (Example : 25V 470µF)



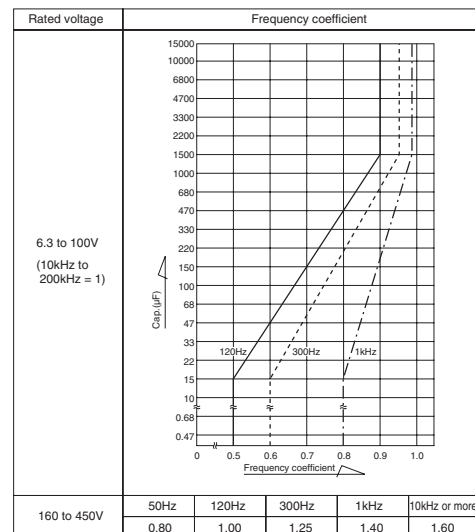
α	(φD < 10) 1.0
	(φD ≥ 10) 1.5

	(mm)						
φD	5	6.3	8	10	12.5	16	18
P	2.0	2.5	3.5	5.0	5.0	7.5	7.5
φd	0.5	0.5	0.6	0.6	0.6*	0.8	0.8

\* In case L > 25 for the φ12.5 dia. unit, lead dia. φd = 0.8mm.

- Please refer to page 20 about the end seal configuration.

## Frequency coefficient of rated ripple current



Please refer to page 20, 21, 22 about the formed or taped product spec.  
Please refer to page 4 for the minimum order quantity.

- Dimension table in next pages.



## ■ Dimensions

Cap. (μF)	V (Code) Size code Code	6.3 (0J)		10 (1A)		16 (1C)		25 (1E)		35 (1V)	
		—	6	—	6	—	6	—	6	—	6
22	220										5 × 11
27	270										5 × 11
33	330								5 × 11		6.3 × 11
39	390								5 × 11		6.3 × 11
47	470						5 × 11		6.3 × 11		6.3 × 11
56	560						5 × 11		6.3 × 11		6.3 × 11
68	680				5 × 11		6.3 × 11		6.3 × 11		6.3 × 15
82	820				5 × 11		6.3 × 11		6.3 × 11		6.3 × 15
100	101		5 × 11		6.3 × 11		6.3 × 11		6.3 × 15		8 × 11.5
120	121		5 × 11		6.3 × 11		6.3 × 11		6.3 × 15		8 × 15
150	151		6.3 × 11		6.3 × 11		6.3 × 15		8 × 11.5		8 × 15
180	181		6.3 × 11		6.3 × 11		6.3 × 15		8 × 15	10 × 12.5	8 × 20
220	221		6.3 × 11		6.3 × 15		8 × 11.5		8 × 15	10 × 12.5	8 × 20
270	271		6.3 × 15		6.3 × 15		8 × 15	10 × 12.5	8 × 20	10 × 15	10 × 20
330	331		6.3 × 15		8 × 11.5		8 × 15	10 × 12.5	8 × 20	10 × 15	10 × 20
390	391		8 × 11.5		8 × 15	10 × 12.5	8 × 20	10 × 15	10 × 20	12.5 × 15	10 × 25
470	471		8 × 15	10 × 12.5	8 × 15	10 × 12.5	8 × 20	10 × 15	10 × 20	12.5 × 15	10 × 31.5
560	561		8 × 15	10 × 12.5	8 × 20	10 × 15	10 × 20	12.5 × 15	10 × 25	12.5 × 15	12.5 × 20
680	681		8 × 20	10 × 15	8 × 20	10 × 15	10 × 20	12.5 × 15	10 × 31.5	16 × 15	12.5 × 25
820	821		8 × 20	10 × 15	10 × 20	12.5 × 15	10 × 25	12.5 × 15	12.5 × 20	16 × 15	12.5 × 25
1000	102		10 × 20	12.5 × 15	10 × 20	12.5 × 15	10 × 31.5	16 × 15	12.5 × 25	18 × 15	12.5 × 31.5
1200	122		10 × 20	12.5 × 15	10 × 25	12.5 × 15	12.5 × 20	16 × 15	12.5 × 25	18 × 15	12.5 × 35.5
1500	152		10 × 25	12.5 × 15	10 × 31.5	16 × 15	12.5 × 25	18 × 15	12.5 × 31.5	16 × 20	12.5 × 40
1800	182		10 × 31.5	16 × 15	12.5 × 20	16 × 15	12.5 × 31.5	16 × 20	12.5 × 35.5	16 × 25	16 × 31.5
2200	222		10 × 31.5	16 × 15	12.5 × 25	18 × 15	12.5 × 31.5	16 × 20	12.5 × 40	18 × 20	16 × 35.5
2700	272		12.5 × 25	18 × 15	12.5 × 31.5	16 × 20	12.5 × 35.5	16 × 25	16 × 31.5	18 × 25	16 × 40
3300	332		12.5 × 25	18 × 15	12.5 × 35.5	16 × 20	12.5 × 40	18 × 20	16 × 35.5	18 × 31.5	18 × 40
3900	392		12.5 × 31.5	16 × 20	12.5 × 40	18 × 20	16 × 31.5	18 × 25	16 × 40	18 × 35.5	
4700	472		12.5 × 35.5	18 × 20	16 × 31.5	18 × 25	16 × 35.5	18 × 31.5	18 × 40		
5600	562		12.5 × 40	18 × 20	16 × 35.5	18 × 25	16 × 40	18 × 35.5			
6800	682		16 × 31.5	18 × 25	16 × 35.5	18 × 31.5	18 × 35.5				
8200	822		16 × 35.5	18 × 31.5	16 × 40	18 × 35.5	18 × 40				
10000	103		16 × 40	18 × 31.5	18 × 40						
12000	123		18 × 35.5								
15000	153		18 × 40								φ D × L (mm)

Cap. (μF)	V (Code) Size code Code	50 (1H)		63 (1J)		80 (1K)		100 (2A)	
		—	6	—	6	—	6	—	6
0.47	R47		5 × 11						5 × 11
0.68	R68		5 × 11						5 × 11
1	010		5 × 11						5 × 11
1.5	1R5		5 × 11						5 × 11
2.2	2R2		5 × 11						5 × 11
3.3	3R3		5 × 11						5 × 11
4.7	4R7		5 × 11				5 × 11		6.3 × 11
6.8	6R8		5 × 11				5 × 11		6.3 × 11
10	100		5 × 11		5 × 11		6.3 × 11		6.3 × 11
12	120		5 × 11		5 × 11		6.3 × 11		6.3 × 11
15	150		5 × 11		6.3 × 11		6.3 × 11		6.3 × 15
18	180		5 × 11		6.3 × 11		6.3 × 11		6.3 × 15
22	220		6.3 × 11		6.3 × 11		6.3 × 15		8 × 11.5
27	270		6.3 × 11		6.3 × 11		6.3 × 15		8 × 15
33	330		6.3 × 11		6.3 × 15		8 × 11.5		8 × 15
39	390		6.3 × 11		6.3 × 15		8 × 15	10 × 12.5	8 × 20
47	470		6.3 × 15		8 × 11.5		8 × 15	10 × 12.5	10 × 20
56	560		6.3 × 15		8 × 15	10 × 12.5	8 × 20	10 × 15	10 × 20
68	680		8 × 11.5		8 × 15	10 × 12.5	10 × 20	12.5 × 15	10 × 25
82	820		8 × 15	10 × 12.5	8 × 20	10 × 15	10 × 20	12.5 × 15	10 × 31.5
100	101		8 × 20	10 × 15	10 × 20	12.5 × 15	10 × 25	12.5 × 15	10 × 31.5
120	121		8 × 20	10 × 15	10 × 20	12.5 × 15	10 × 31.5	16 × 15	12.5 × 25
150	151		10 × 20	12.5 × 15	10 × 25	12.5 × 15	10 × 31.5	16 × 15	12.5 × 25
180	181		10 × 20	12.5 × 15	10 × 31.5	16 × 15	12.5 × 25	16 × 15	12.5 × 31.5
220	221		10 × 25	12.5 × 15	12.5 × 20	16 × 15	12.5 × 31.5	18 × 15	12.5 × 35.5
270	271		10 × 31.5	16 × 15	12.5 × 25	18 × 15	12.5 × 31.5	16 × 20	12.5 × 40
330	331		10 × 31.5	16 × 15	12.5 × 25	18 × 15	12.5 × 35.5	16 × 25	16 × 31.5
390	391		12.5 × 25	16 × 15	12.5 × 31.5	16 × 20	12.5 × 40	18 × 20	16 × 35.5
470	471		12.5 × 25	18 × 15	12.5 × 35.5	16 × 25	16 × 31.5	18 × 25	16 × 40
560	561		12.5 × 31.5	16 × 20	12.5 × 40	18 × 20	16 × 35.5	18 × 31.5	18 × 35.5
680	681		12.5 × 35.5	16 × 20	16 × 31.5	18 × 25	16 × 40	18 × 31.5	18 × 40
820	821		12.5 × 40	18 × 20	16 × 35.5	18 × 31.5	18 × 35.5		
1000	102		16 × 31.5	18 × 25	16 × 40	18 × 35.5	18 × 40		
1200	122		16 × 35.5	18 × 31.5	18 × 40				
1500	152		16 × 40	18 × 31.5					
1800	182		18 × 35.5						
2200	222		18 × 40						φ D × L (mm)

※ In case of low profile type, [6] will be put at 12th digit of type numbering system.

Dimension table for 160 to 450V products are shown in 233 page.



## Standard Ratings

Cap. (μF)	V (Code)	Size code	Item	6.3 (0J)									
				Case size φD × L (mm)	Impedance (Ω) MAX.		Rated ripple (mA rms)		Case size φD × L (mm)	Impedance (Ω) MAX.		Rated ripple (mA rms)	
					20°C / 100kHz	-10°C / 100kHz	105°C / 10kHz to 200kHz	105°C / 120Hz		20°C / 100kHz	-10°C / 100kHz	105°C / 10kHz to 200kHz	105°C / 120Hz
100	101		5 × 11	1.40	3.50	150	99						
120	121		5 × 11	1.10	2.80	175	115						
150	151		6.3 × 11	0.78	2.10	225	155						
180	181		6.3 × 11	0.60	1.50	250	175						
220	221		6.3 × 11	0.48	1.20	285	205						
270	271		6.3 × 15	0.39	1.00	370	275						
330	331		6.3 × 15	0.32	0.80	405	310						
390	391		8 × 11.5	0.27	0.68	445	345						
470	471		8 × 15	0.22	0.55	550	435	10 × 12.5	0.23	0.58	575	455	
560	561		8 × 15	0.19	0.48	595	480	10 × 12.5	0.21	0.53	600	485	
680	681		8 × 20	0.16	0.40	730	605	10 × 15	0.18	0.45	700	580	
820	821		8 × 20	0.13	0.33	795	670	10 × 15	0.15	0.38	750	635	
1000	102		10 × 20	0.12	0.30	950	820	12.5 × 15	0.13	0.33	890	765	
1200	122		10 × 20	0.10	0.25	1020	895	12.5 × 15	0.12	0.30	950	835	
1500	152		10 × 25	0.084	0.21	1220	1090	12.5 × 15	0.10	0.25	1020	915	
1800	182		10 × 31.5	0.078	0.20	1370	1230	16 × 15	0.084	0.21	1270	1140	
2200	222		10 × 31.5	0.066	0.17	1470	1320	16 × 15	0.078	0.20	1340	1200	
2700	272		12.5 × 25	0.051	0.14	1590	1430	18 × 15	0.072	0.18	1500	1350	
3300	332		12.5 × 25	0.045	0.11	1710	1530	18 × 15	0.065	0.16	1600	1440	
3900	392		12.5 × 31.5	0.037	0.093	1910	1710	16 × 20	0.056	0.14	1720	1540	
4700	472		12.5 × 35.5	0.034	0.085	2100	1890	18 × 20	0.050	0.13	1920	1720	
5600	562		12.5 × 40	0.031	0.078	2270	2040	18 × 20	0.047	0.12	1980	1780	
6800	682		16 × 31.5	0.029	0.073	2370	2130	18 × 25	0.039	0.098	2210	1980	
8200	822		16 × 35.5	0.027	0.068	2550	2290	18 × 31.5	0.031	0.078	2390	2150	
10000	103		16 × 40	0.025	0.063	2750	2470	18 × 31.5	0.028	0.070	2490	2240	
12000	123		18 × 35.5	0.023	0.058	2820	2530						
15000	153		18 × 40	0.022	0.055	2960	2660						

Cap. (μF)	V (Code)	Size code	Item	10 (1A)									
				Case size φD × L (mm)	Impedance (Ω) MAX.		Rated ripple (mA rms)		Case size φD × L (mm)	Impedance (Ω) MAX.		Rated ripple (mA rms)	
					20°C / 100kHz	-10°C / 100kHz	105°C / 10kHz to 200kHz	105°C / 120Hz		20°C / 100kHz	-10°C / 100kHz	105°C / 10kHz to 200kHz	105°C / 120Hz
68	680		5 × 11	1.30	3.30	155	97						
82	820		5 × 11	1.10	2.80	175	110						
100	101		6.3 × 11	0.84	2.10	210	135						
120	121		6.3 × 11	0.72	1.80	235	160						
150	151		6.3 × 11	0.55	1.40	265	185						
180	181		6.3 × 11	0.46	1.20	290	205						
220	221		6.3 × 15	0.38	0.95	370	270						
270	271		6.3 × 15	0.31	0.78	405	300						
330	331		8 × 11.5	0.26	0.65	460	350						
390	391		8 × 15	0.22	0.55	550	430	10 × 12.5	0.24	0.60	555	430	
470	471		8 × 15	0.19	0.48	595	475	10 × 12.5	0.21	0.53	600	475	
560	561		8 × 20	0.16	0.40	730	590	10 × 15	0.18	0.45	700	565	
680	681		8 × 20	0.13	0.33	795	660	10 × 15	0.14	0.35	770	635	
820	821		10 × 20	0.11	0.28	985	835	12.5 × 15	0.13	0.33	920	780	
1000	102		10 × 20	0.096	0.24	1060	915	12.5 × 15	0.10	0.25	1040	895	
1200	122		10 × 25	0.078	0.20	1280	1120	12.5 × 15	0.096	0.24	1060	930	
1500	152		10 × 31.5	0.072	0.18	1440	1290	16 × 15	0.078	0.20	1330	1190	
1800	182		12.5 × 20	0.057	0.14	1470	1320	16 × 15	0.072	0.18	1420	1270	
2200	222		12.5 × 25	0.045	0.11	1710	1530	18 × 15	0.060	0.15	1600	1440	
2700	272		12.5 × 31.5	0.036	0.090	1940	1740	16 × 20	0.051	0.13	1740	1560	
3300	332		12.5 × 35.5	0.032	0.080	2180	1960	16 × 20	0.045	0.11	1850	1660	
3900	392		12.5 × 40	0.030	0.075	2360	2120	18 × 20	0.041	0.10	2050	1840	
4700	472		16 × 31.5	0.028	0.070	2420	2170	18 × 25	0.035	0.088	2250	2020	
5600	562		16 × 35.5	0.026	0.065	2610	2340	18 × 25	0.033	0.083	2340	2100	
6800	682		16 × 35.5	0.024	0.060	2680	2410	18 × 31.5	0.027	0.068	2540	2280	
8200	822		16 × 40	0.023	0.058	2820	2530	18 × 35.5	0.025	0.063	2690	2420	
10000	103		18 × 40	0.021	0.053	3040	2730						

※ In case of low profile [6] type, will be put at 12th digit of type numbering system.



## Standard Ratings

Cap. (μF)	V (Code)	Size code	16 (1C)										
			Item Code	Case size φD × L (mm)	—				6				
					Impedance (Ω) MAX.		Rated ripple (mA rms)		Case size φD × L (mm)	Impedance (Ω) MAX.		Rated ripple (mA rms)	
					20°C / 100kHz	-10°C / 100kHz	105°C / 10kHz to 200kHz	105°C / 120Hz		20°C / 100kHz	-10°C / 100kHz	105°C / 10kHz to 200kHz	105°C / 120Hz
47	470	5 × 11	1.30	3.30	155	92							
56	560	5 × 11	1.10	2.80	175	105							
68	680	6.3 × 11	0.78	2.00	220	135							
82	820	6.3 × 11	0.66	1.70	240	155							
100	101	6.3 × 11	0.55	1.40	265	175							
120	121	6.3 × 11	0.45	1.10	290	195							
150	151	6.3 × 15	0.37	0.93	375	260							
180	181	6.3 × 15	0.31	0.78	405	285							
220	221	8 × 11.5	0.26	0.65	460	335							
270	271	8 × 15	0.22	0.55	550	410	10 × 12.5	0.22	0.55	575	430		
330	331	8 × 15	0.18	0.45	595	455	10 × 12.5	0.18	0.45	625	480		
390	391	8 × 20	0.16	0.40	730	570	10 × 15	0.16	0.40	730	570		
470	471	8 × 20	0.14	0.35	770	615	10 × 15	0.14	0.35	770	615		
560	561	10 × 20	0.12	0.30	950	770	12.5 × 15	0.13	0.33	920	745		
680	681	10 × 20	0.10	0.25	1020	845	12.5 × 15	0.11	0.28	985	815		
820	821	10 × 25	0.084	0.21	1220	1030	12.5 × 15	0.096	0.24	1060	895		
1000	102	10 × 31.5	0.072	0.18	1410	1210	16 × 15	0.084	0.21	1270	1090		
1200	122	12.5 × 20	0.060	0.15	1430	1250	16 × 15	0.072	0.18	1390	1220		
1500	152	12.5 × 25	0.048	0.12	1660	1490	18 × 15	0.066	0.17	1560	1400		
1800	182	12.5 × 31.5	0.039	0.10	1880	1690	16 × 20	0.054	0.14	1700	1530		
2200	222	12.5 × 31.5	0.034	0.085	2010	1800	16 × 20	0.048	0.12	1800	1620		
2700	272	12.5 × 35.5	0.031	0.078	2220	1990	16 × 25	0.040	0.10	2010	1800		
3300	332	12.5 × 40	0.028	0.070	2410	2160	18 × 20	0.039	0.10	2090	1880		
3900	392	16 × 31.5	0.027	0.068	2470	2220	18 × 25	0.034	0.085	2290	2060		
4700	472	16 × 35.5	0.025	0.063	2680	2410	18 × 31.5	0.028	0.070	2490	2240		
5600	562	16 × 40	0.024	0.060	2820	2530	18 × 35.5	0.027	0.068	2620	2350		
6800	682	18 × 35.5	0.022	0.055	2900	2610							
8200	822	18 × 40	0.021	0.053	3040	2730							

Cap. (μF)	V (Code)	Size code	25 (1E)										
			Item Code	Case size φD × L (mm)	—				6				
					Impedance (Ω) MAX.		Rated ripple (mA rms)		Case size φD × L (mm)	Impedance (Ω) MAX.		Rated ripple (mA rms)	
					20°C / 100kHz	-10°C / 100kHz	105°C / 10kHz to 200kHz	105°C / 120Hz		20°C / 100kHz	-10°C / 100kHz	105°C / 10kHz to 200kHz	105°C / 120Hz
33	330	5 × 11	1.30	3.30	155	88							
39	390	5 × 11	1.10	2.80	175	100							
47	470	6.3 × 11	0.84	2.10	210	125							
56	560	6.3 × 11	0.72	1.80	235	140							
68	680	6.3 × 11	0.57	1.40	260	160							
82	820	6.3 × 11	0.47	1.20	285	180							
100	101	6.3 × 15	0.39	0.98	370	245							
120	121	6.3 × 15	0.32	0.80	405	275							
150	151	8 × 11.5	0.26	0.65	460	320							
180	181	8 × 15	0.22	0.55	550	390	10 × 12.5	0.24	0.60	555	395		
220	221	8 × 15	0.18	0.45	625	455	10 × 12.5	0.21	0.53	600	435		
270	271	8 × 20	0.15	0.38	750	560	10 × 15	0.18	0.45	700	525		
330	331	8 × 20	0.13	0.33	795	610	10 × 15	0.15	0.38	750	575		
390	391	10 × 20	0.11	0.28	985	770	12.5 × 15	0.13	0.33	920	720		
470	471	10 × 20	0.10	0.25	1020	810	12.5 × 15	0.11	0.28	985	785		
560	561	10 × 25	0.084	0.21	1220	990	12.5 × 15	0.10	0.25	1060	860		
680	681	10 × 31.5	0.072	0.18	1420	1180	16 × 15	0.084	0.21	1270	1050		
820	821	12.5 × 20	0.059	0.15	1430	1210	16 × 15	0.079	0.20	1340	1130		
1000	102	12.5 × 25	0.048	0.12	1660	1430	18 × 15	0.066	0.17	1520	1310		
1200	122	12.5 × 25	0.043	0.11	1760	1550	18 × 15	0.061	0.15	1600	1400		
1500	152	12.5 × 31.5	0.035	0.088	1980	1780	16 × 20	0.050	0.13	1770	1590		
1800	182	12.5 × 35.5	0.032	0.080	2180	1960	16 × 25	0.041	0.10	1980	1780		
2200	222	12.5 × 40	0.029	0.073	2360	2120	18 × 20	0.040	0.10	2050	1840		
2700	272	16 × 31.5	0.027	0.068	2470	2220	18 × 25	0.034	0.085	2290	2060		
3300	332	16 × 35.5	0.025	0.063	2680	2410	18 × 31.5	0.029	0.073	2490	2240		
3900	392	16 × 40	0.023	0.058	2820	2530	18 × 35.5	0.026	0.065	2690	2420		
4700	472	18 × 40	0.022	0.055	2960	2660							

※ In case of low profile type, [6] will be put at 12th digit of type numbering system.

# ALUMINUM ELECTROLYTIC CAPACITORS



## Standard Ratings

Cap. (μF)	V (Code)	Size code	Item	35 (1V)									
				—					6				
				Case size φD × L (mm)	Impedance (Ω) MAX.		Rated ripple (mArms)		Case size φD × L (mm)	Impedance (Ω) MAX.		Rated ripple (mArms)	
					20°C / 100kHz	-10°C / 100kHz	105°C / 10kHz to 200kHz	105°C / 120Hz		20°C / 100kHz	-10°C / 100kHz	105°C / 10kHz to 200kHz	105°C / 120Hz
22	220	5 × 11	1.30	3.30	160	85							
27	270	5 × 11	1.00	2.50	180	99							
33	330	6.3 × 11	0.78	2.00	225	125							
39	390	6.3 × 11	0.66	1.70	245	140							
47	470	6.3 × 11	0.54	1.40	270	160							
56	560	6.3 × 11	0.45	1.10	295	180							
68	680	6.3 × 15	0.37	0.93	370	230							
82	820	6.3 × 15	0.31	0.78	415	265							
100	101	8 × 11.5	0.26	0.65	460	305							
120	121	8 × 15	0.22	0.55	550	370	10 × 12.5	0.24	0.60	555	375		
150	151	8 × 15	0.18	0.45	595	415	10 × 12.5	0.20	0.50	625	435		
180	181	8 × 20	0.16	0.40	730	520	10 × 15	0.18	0.45	700	500		
220	221	8 × 20	0.13	0.33	795	580	10 × 15	0.14	0.35	770	560		
270	271	10 × 20	0.11	0.28	985	735	12.5 × 15	0.13	0.33	920	690		
330	331	10 × 20	0.096	0.24	1060	810	12.5 × 15	0.10	0.25	1020	780		
390	391	10 × 25	0.084	0.21	1220	955	12.5 × 15	0.096	0.24	1060	825		
470	471	10 × 31.5	0.072	0.18	1420	1130	16 × 15	0.084	0.21	1270	1010		
560	561	12.5 × 20	0.059	0.15	1430	1160	16 × 15	0.075	0.19	1360	1100		
680	681	12.5 × 25	0.048	0.12	1660	1370	18 × 15	0.066	0.17	1540	1270		
820	821	12.5 × 25	0.042	0.11	1760	1490	18 × 15	0.060	0.15	1620	1370		
1000	102	12.5 × 31.5	0.035	0.088	1980	1710	16 × 20	0.050	0.13	1770	1530		
1200	122	12.5 × 35.5	0.031	0.078	2180	1920	16 × 25	0.041	0.10	1980	1740		
1500	152	12.5 × 40	0.029	0.073	2360	2120	18 × 20	0.040	0.10	2050	1840		
1800	182	16 × 31.5	0.027	0.068	2470	2220	18 × 25	0.034	0.085	2290	2060		
2200	222	16 × 35.5	0.024	0.060	2680	2410	18 × 31.5	0.028	0.070	2490	2240		
2700	272	16 × 40	0.022	0.055	2900	2610	18 × 35.5	0.026	0.065	2690	2420		
3300	332	18 × 40	0.021	0.053	3040	2730							

Cap. (μF)	V (Code)	Size code	Item	50 (1H)									
				—					6				
				Case size φD × L (mm)	Impedance (Ω) MAX.		Rated ripple (mArms)		Case size φD × L (mm)	Impedance (Ω) MAX.		Rated ripple (mArms)	
					20°C / 100kHz	-10°C / 100kHz	105°C / 10kHz to 200kHz	105°C / 120Hz		20°C / 100kHz	-10°C / 100kHz	105°C / 10kHz to 200kHz	105°C / 120Hz
0.47	R47	5 × 11	31.0	80.0	22	11							
0.68	R68	5 × 11	21.0	55.0	28	14							
1	010	5 × 11	14.0	38.0	36	18							
1.5	1R5	5 × 11	9.80	28.0	45	22							
2.2	2R2	5 × 11	6.50	18.0	54	27							
3.3	3R3	5 × 11	4.60	12.0	66	33							
4.7	4R7	5 × 11	3.10	7.80	81	40							
6.8	6R8	5 × 11	2.50	6.30	91	45							
10	100	5 × 11	2.00	5.00	115	57							
12	120	5 × 11	1.70	4.30	125	62							
15	150	5 × 11	1.30	3.30	145	72							
18	180	5 × 11	1.10	2.80	155	79							
22	220	6.3 × 11	0.91	2.30	195	100							
27	270	6.3 × 11	0.74	1.90	215	115							
33	330	6.3 × 11	0.60	1.50	240	135							
39	390	6.3 × 11	0.50	1.30	260	150							
47	470	6.3 × 15	0.42	1.10	330	195							
56	560	6.3 × 15	0.35	0.88	360	220							
68	680	8 × 11.5	0.28	0.70	410	255							
82	820	8 × 15	0.22	0.55	500	320	10 × 12.5	0.23	0.58	510	330		
100	101	8 × 20	0.18	0.45	620	410	10 × 15	0.21	0.53	580	385		
120	121	8 × 20	0.16	0.40	670	455	10 × 15	0.17	0.43	640	435		
150	151	10 × 20	0.13	0.33	820	570	12.5 × 15	0.14	0.35	785	545		
180	181	10 × 20	0.11	0.28	890	635	12.5 × 15	0.12	0.31	845	605		
220	221	10 × 25	0.098	0.25	1040	760	12.5 × 15	0.10	0.25	920	670		
270	271	10 × 31.5	0.085	0.21	1200	900	16 × 15	0.091	0.23	1120	840		
330	331	10 × 31.5	0.072	0.18	1300	995	16 × 15	0.078	0.20	1210	925		
390	391	12.5 × 25	0.053	0.13	1440	1120	16 × 15	0.072	0.18	1270	990		
470	471	12.5 × 25	0.048	0.12	1500	1190	18 × 15	0.060	0.15	1470	1170		
560	561	12.5 × 31.5	0.040	0.10	1680	1360	16 × 20	0.053	0.13	1550	1260		
680	681	12.5 × 35.5	0.036	0.090	1850	1530	16 × 20	0.048	0.12	1630	1350		
820	821	12.5 × 40	0.033	0.083	2010	1700	18 × 20	0.043	0.11	1810	1530		
1000	102	16 × 31.5	0.030	0.075	2120	1830	18 × 25	0.036	0.090	2000	1730		
1200	122	16 × 35.5	0.028	0.070	2260	1990	18 × 31.5	0.031	0.078	2140	1880		
1500	152	16 × 40	0.026	0.065	2410	2170	18 × 31.5	0.029	0.073	2220	1990		
1800	182	18 × 35.5	0.025	0.063	2460	2210							
2200	222	18 × 40	0.024	0.060	2560	2300							

※ In case of low profile type, [6] will be put at 12th digit of type numbering system.



## Standard Ratings

Cap. (μF)	V (Code)	Size code	Item	63 (1J)									
				—						6			
				Case size φD × L (mm)	Impedance ( Ω ) MAX.		Rated ripple (mArms)		Case size φD × L (mm)	Impedance ( Ω ) MAX.		Rated ripple (mArms)	
					20°C / 100kHz	-10°C / 100kHz	105°C / 10kHz to 200kHz	105°C / 120Hz		20°C / 100kHz	-10°C / 100kHz	105°C / 10kHz to 200kHz	105°C / 120Hz
10	100	5 × 11	1.60	4.00	135	67							
12	120	5 × 11	1.40	3.50	145	72							
15	150	6.3 × 11	1.10	2.80	185	92							
18	180	6.3 × 11	0.95	2.40	195	100							
22	220	6.3 × 11	0.78	2.00	215	110							
27	270	6.3 × 11	0.64	1.60	240	130							
33	330	6.3 × 15	0.52	1.30	305	170							
39	390	6.3 × 15	0.45	1.10	330	190							
47	470	8 × 11.5	0.37	0.93	365	215							
56	560	8 × 15	0.31	0.78	450	275	10 × 12.5	0.34	0.85	450	275		
68	680	8 × 15	0.26	0.65	500	315	10 × 12.5	0.28	0.70	495	310		
82	820	8 × 20	0.22	0.55	600	385	10 × 15	0.24	0.60	580	375		
100	101	10 × 20	0.18	0.45	750	495	12.5 × 15	0.20	0.50	695	460		
120	121	10 × 20	0.15	0.38	820	555	12.5 × 15	0.18	0.45	750	510		
150	151	10 × 25	0.13	0.33	950	665	12.5 × 15	0.14	0.35	845	590		
180	181	10 × 31.5	0.11	0.28	1110	790	16 × 15	0.12	0.30	1050	750		
220	221	12.5 × 20	0.094	0.24	1140	835	16 × 15	0.10	0.25	1120	820		
270	271	12.5 × 25	0.081	0.20	1340	1000	18 × 15	0.088	0.22	1290	965		
330	331	12.5 × 25	0.072	0.18	1420	1090	18 × 15	0.078	0.20	1410	1080		
390	391	12.5 × 31.5	0.059	0.15	1620	1260	16 × 20	0.070	0.18	1500	1170		
470	471	12.5 × 35.5	0.052	0.13	1780	1420	16 × 25	0.063	0.16	1700	1350		
560	561	12.5 × 40	0.047	0.12	1950	1580	18 × 20	0.058	0.15	1730	1400		
680	681	16 × 31.5	0.043	0.11	2050	1700	18 × 25	0.051	0.13	1940	1610		
820	821	16 × 35.5	0.040	0.10	2220	1880	18 × 31.5	0.043	0.12	2110	1780		
1000	102	16 × 40	0.037	0.093	2370	2050	18 × 35.5	0.040	0.10	2280	1970		
1200	122	18 × 40	0.034	0.085	2510	2210							

Cap. (μF)	V (Code)	Size code	Item	80 (1K)									
				—						6			
				Case size φD × L (mm)	Impedance ( Ω ) MAX.		Rated ripple (mArms)		Case size φD × L (mm)	Impedance ( Ω ) MAX.		Rated ripple (mArms)	
					20°C / 100kHz	-10°C / 100kHz	105°C / 10kHz to 200kHz	105°C / 120Hz		20°C / 100kHz	-10°C / 100kHz	105°C / 10kHz to 200kHz	105°C / 120Hz
4.7	4R7	5 × 11	4.20	11.00	53	26							
6.8	6R8	5 × 11	2.60	7.00	68	34							
10	100	6.3 × 11	1.70	4.60	87	43							
12	120	6.3 × 11	1.40	3.80	96	48							
15	150	6.3 × 11	1.20	3.20	104	52							
18	180	6.3 × 11	1.00	2.70	114	58							
22	220	6.3 × 15	0.77	2.10	135	71							
27	270	6.3 × 15	0.63	1.70	149	80							
33	330	8 × 11.5	0.53	1.40	234	132							
39	390	8 × 15	0.46	1.20	272	156	10 × 12.5	0.49	1.30	271	155		
47	470	8 × 15	0.39	1.10	295	175	10 × 12.5	0.42	1.10	293	174		
56	560	8 × 20	0.34	0.92	347	208	10 × 15	0.36	0.97	337	202		
68	680	10 × 20	0.28	0.76	426	264	12.5 × 15	0.31	0.84	402	249		
82	820	10 × 20	0.25	0.68	447	284	12.5 × 15	0.27	0.73	430	273		
100	101	10 × 25	0.21	0.57	526	347	12.5 × 15	0.23	0.62	466	308		
120	121	10 × 31.5	0.18	0.49	606	406	16 × 15	0.20	0.54	663	444		
150	151	10 × 31.5	0.15	0.41	663	459	16 × 15	0.18	0.47	699	484		
180	181	12.5 × 25	0.13	0.35	734	520	16 × 15	0.15	0.41	766	543		
220	221	12.5 × 31.5	0.12	0.32	816	595	18 × 15	0.13	0.35	881	643		
270	271	12.5 × 31.5	0.10	0.27	894	667	16 × 20	0.11	0.30	995	742		
330	331	12.5 × 35.5	0.088	0.24	1000	767	16 × 25	0.099	0.27	1140	874		
390	391	12.5 × 40	0.078	0.21	1060	822	18 × 20	0.089	0.24	1170	908		
470	471	16 × 31.5	0.069	0.19	1450	1150	18 × 25	0.080	0.22	1330	1060		
560	561	16 × 35.5	0.062	0.17	1600	1300	18 × 31.5	0.072	0.19	1490	1210		
680	681	16 × 40	0.055	0.15	1770	1470	18 × 31.5	0.065	0.18	1560	1300		
820	821	18 × 35.5	0.049	0.13	1890	1590							
1000	102	18 × 40	0.044	0.12	2080	1790							

※ In case of low profile type, [6] will be put at 12th digit of type numbering system.



## Standard Ratings

Cap. (μF)	V (Code)	Size code	100 (2A)											
			Item	—				6						
				Case size φD × L (mm)	Impedance (Ω) MAX.		Rated ripple (mArms)		Case size φD × L (mm)	Impedance (Ω) MAX.		Rated ripple (mArms)		
					20°C / 100kHz	-10°C / 100kHz	105°C / 10kHz to 200kHz	105°C / 120Hz		20°C / 100kHz	-10°C / 100kHz	105°C / 10kHz to 200kHz	105°C / 120Hz	
0.47	R47	5 × 11	43.0	116.0	17	8								
0.68	R68	5 × 11	23.0	62.0	23	11								
1	010	5 × 11	17.0	46.0	27	13								
1.5	1R5	5 × 11	10.0	27.0	35	17								
2.2	2R2	5 × 11	6.60	18.0	43	21								
3.3	3R3	5 × 11	4.10	11.0	54	27								
4.7	4R7	6.3 × 11	2.80	7.60	68	34								
6.8	6R8	6.3 × 11	1.90	5.10	83	41								
10	100	6.3 × 11	1.20	3.20	104	52								
12	120	6.3 × 11	1.00	2.70	114	57								
15	150	6.3 × 15	0.81	2.20	131	65								
18	180	6.3 × 15	0.67	1.80	155	80								
22	220	8 × 11.5	0.55	1.50	230	122								
27	270	8 × 15	0.47	1.30	269	146	10 × 12.5	0.50	1.40	268	145			
33	330	8 × 15	0.38	1.00	299	169	10 × 12.5	0.42	1.10	293	166			
39	390	8 × 20	0.33	0.89	352	202	10 × 15	0.36	0.97	337	193			
47	470	10 × 20	0.28	0.76	423	252	12.5 × 15	0.31	0.84	402	239			
56	560	10 × 20	0.24	0.65	456	274	12.5 × 15	0.27	0.73	430	258			
68	680	10 × 25	0.21	0.57	526	326	12.5 × 15	0.23	0.62	466	289			
82	820	10 × 31.5	0.18	0.49	606	386	16 × 15	0.19	0.51	681	433			
100	101	10 × 31.5	0.15	0.41	663	438	16 × 15	0.17	0.46	719	475			
120	121	12.5 × 25	0.13	0.35	774	519	16 × 15	0.14	0.38	793	531			
150	151	12.5 × 25	0.11	0.30	798	553	18 × 15	0.12	0.32	917	635			
180	181	12.5 × 31.5	0.098	0.26	904	641	16 × 20	0.11	0.30	995	706			
220	221	12.5 × 35.5	0.087	0.23	1000	730	16 × 25	0.093	0.25	1170	854			
270	271	12.5 × 40	0.072	0.19	1130	843	18 × 20	0.080	0.22	1230	918			
330	331	16 × 31.5	0.062	0.17	1520	1160	18 × 25	0.070	0.19	1420	1080			
390	391	16 × 35.5	0.053	0.14	1730	1340	18 × 31.5	0.062	0.17	1600	1240			
470	471	16 × 40	0.047	0.13	1920	1530	18 × 35.5	0.056	0.15	1770	1410			
560	561	18 × 35.5	0.041	0.11	2070	1680								
680	681	18 × 40	0.036	0.097	2300	1910								

※ In case of low profile type, [6] will be put at 12th digit of type numbering system.

Cap. (μF)	V Code	160		200		250		315		350		400		450	
		2C	19	2D	19	2E	19	2F	19	2V	21	2G	17	2W	17
1	010	8 × 11.5	19	8 × 11.5	19	8 × 11.5	19	8 × 11.5	19	10 × 12.5	21	10 × 12.5	17	10 × 15	17
2.2	2R2	8 × 11.5	30	8 × 11.5	30	10 × 12.5	32	10 × 12.5	32	10 × 15	34	10 × 15	28	10 × 20	28
3.3	3R3	10 × 12.5	50	10 × 12.5	50	10 × 15	52	10 × 15	52	10 × 20	54	10 × 20	47	12.5 × 20	48
4.7	4R7	10 × 12.5	57	10 × 15	60	10 × 15	60	10 × 20	65	10 × 20	65	12.5 × 20	55	12.5 × 25	55
10	100	10 × 15	90	10 × 20	95	12.5 × 20	98	12.5 × 20	98	12.5 × 25	100	12.5 × 25	85	16 × 25	90
22	220	12.5 × 20	140	12.5 × 25	145	16 × 25	150	16 × 25	150	16 × 25	150	16 × 31.5	130	16 × 35.5	135
33	330	12.5 × 25	175	16 × 25	180	16 × 25	180	16 × 31.5	185	16 × 35.5	190	18 × 35.5	170	18 × 40	170
47	470	16 × 25	220	16 × 25	220	16 × 31.5	225	18 × 35.5	235	18 × 40	240				
100	101	16 × 35.5	330	18 × 40	345	18 × 40	345								Case size ※ 1

※ 1 Rated ripple current (mArms) at 105°C 120Hz



Компания «ЭлектроПласт» предлагает заключение долгосрочных отношений при поставках импортных электронных компонентов на взаимовыгодных условиях!

Наши преимущества:

- Оперативные поставки широкого спектра электронных компонентов отечественного и импортного производства напрямую от производителей и с крупнейших мировых складов;
- Поставка более 17-ти миллионов наименований электронных компонентов;
- Поставка сложных, дефицитных, либо снятых с производства позиций;
- Оперативные сроки поставки под заказ (от 5 рабочих дней);
- Экспресс доставка в любую точку России;
- Техническая поддержка проекта, помощь в подборе аналогов, поставка прототипов;
- Система менеджмента качества сертифицирована по Международному стандарту ISO 9001;
- Лицензия ФСБ на осуществление работ с использованием сведений, составляющих государственную тайну;
- Поставка специализированных компонентов (Xilinx, Altera, Analog Devices, Intersil, Interpoint, Microsemi, Aeroflex, Peregrine, Syfer, Eurofarad, Texas Instrument, Miteq, Cobham, E2V, MA-COM, Hittite, Mini-Circuits, General Dynamics и др.);

Помимо этого, одним из направлений компании «ЭлектроПласт» является направление «Источники питания». Мы предлагаем Вам помощь Конструкторского отдела:

- Подбор оптимального решения, техническое обоснование при выборе компонента;
- Подбор аналогов;
- Консультации по применению компонента;
- Поставка образцов и прототипов;
- Техническая поддержка проекта;
- Защита от снятия компонента с производства.



#### Как с нами связаться

**Телефон:** 8 (812) 309 58 32 (многоканальный)

**Факс:** 8 (812) 320-02-42

**Электронная почта:** [org@eplast1.ru](mailto:org@eplast1.ru)

**Адрес:** 198099, г. Санкт-Петербург, ул. Калинина, дом 2, корпус 4, литера А.