

SERIES 30 and 46
Decorator Line

FEATURES

- Attractive Front Panel Bezels (6 choices)
- Space-Saving: Only 5/8" Diameter (SPST & SPDT) and 3/4" Diameter (DPDT) Round Bezels
- SPST with Option of Positive Feel
- SPDT, DPDT with Momentary Contact or Alternate Action
- Sturdy Metal Sleeve or Bushing and Nut Provide Secure Mounting
- UL Recognized Version



DIMENSIONS In Inches (and millimeters)

SPST—Normally Open
30-05-01-502-*
30-05-04-502-*

B = .375 ± .010 (9,53 ± 0,25) DIA.
C = .625 ± .005 (15,88 ± 0,13) DIA.
D = .255 ± .032 (6,48 ± 0,81) DIA.
E = .093 ± .010 (2,36 ± 0,25) DIA.
F = .355 ± .015 (9,02 ± 0,38) DIA.
G = .220 ± .025 (5,59 ± 0,64) DIA.

DIM A ± .020 (0,51) (SEE CHART)

1/2-32 UN-2A THREAD
INSULATING BARRIER

*PART NUMBER AND E.I.A. DATE CODE LABEL

Feature	Partial Part No.	Dim. A
Momentary	30-05-01-502-*	.710 (18,03)
Pos. Feel	30-05-04-502-*	.910 (23,11)

SPDT—Break Before Make
46-05-05-502-*
46-05-07-502-*

B = .375 ± .010 (9,53 ± 0,25) DIA.
C = .625 ± .005 (15,88 ± 0,13) DIA.
D = .255 ± .032 (6,48 ± 0,81) DIA.
E = .093 ± .010 (2,36 ± 0,25) DIA.
F = .355 ± .015 (9,02 ± 0,38) DIA.
G = .150 ± .010 (3,81 ± 0,25) DIA.

DIM A ± .015 (0,38) (SEE CHART)

1/2-32 UN-2A THREAD
INSULATING BARRIER

*PART NUMBER AND E.I.A. DATE CODE LABEL

Terminals are marked on switch.

Feature	Partial Part No.	Dim. A
Momentary	46-05-05-502-*	.992 (25,20)
Alt. Action	46-05-07-502-*	1.278 (32,46)

DPDT—Break Before Make
46-05-08-502-* (UL)**
46-05-09-502-*

B = .375 ± .010 (9,35 ± 0,25) DIA.
C = .750 ± .005 (19,05 ± 0,13) DIA.
D = .255 ± .032 (6,48 ± 0,81) DIA.
F = SEE CHART ± .015 (0,38)
E = .093 ± .010 (2,36 ± 0,25) DIA.
G = .150 ± .010 (3,81 ± 0,25) DIA.

DIM A ± .015 (0,38) (SEE CHART)

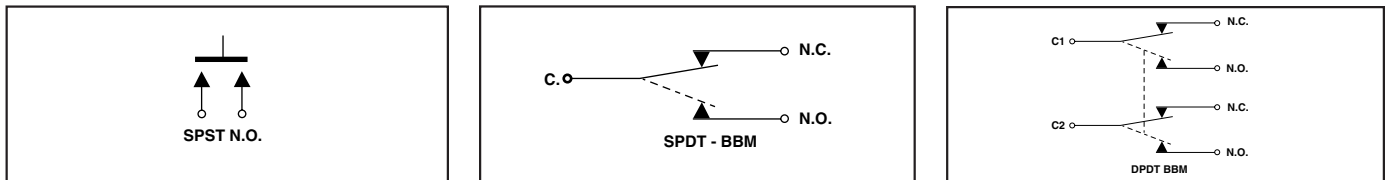
5/8-32 UN-2A THREAD
INSULATING BARRIER

*PART NUMBER AND E.I.A. DATE CODE LABEL

Terminals are marked on switch.

Feature	Partial Part No.	Dim. A	Dim. F
Momentary	46-05-08-502-*	1.001 (25,43)	.314 (7,98)
Alt. Action	46-05-09-502-*	1.130 (28,70)	.355 (9,02)

CIRCUITRY



RECOMMENDED PANEL CUTOUT AND MOUNTING HARDWARE

SPST AND SPDT VERSION

.440 (11,17) MIN. ACROSS FLATS

.516 (13,10) MIN. DIA.

DPDT VERSION

.565 (14,35) MIN. ACROSS FLATS

.641 (16,28) MIN. DIA.

Mounting Hardware

For 46-05-08-502 & 46-05-09-502:
One internal tooth lockwasher
One knurled ring nut .765 ± .010 (19,43 ± 0,25) Dia.
.094 ± .010 (2,39 ± 0,25) Thk.

For SPST & SPDT switches
One internal tooth lockwasher
One knurled ring nut .640 ± .010 (16,26 ± 0,25) Dia.
.094 ± .010 (2,39 ± 0,25) Thk.

*Partial part number; complete part number by adding a dash for button color: white -01; red -03; green -04; blue -05; yellow -06 or black -07, see Ordering Information.

** Contact Grayhill for part number.

SERIES 30 and 46 Decorator Line

FEATURES

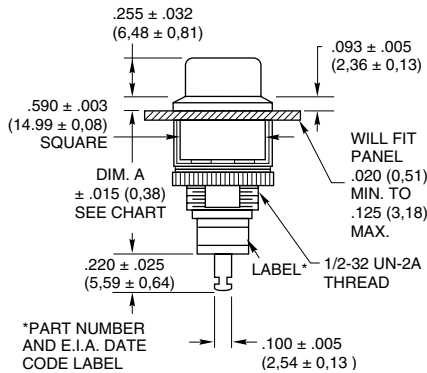
- Attractive Front Panel Bezels (6 choices)
- Space-Saving: Only 11/16" Square
- SPST with Option of Positive Feel
- SPDT, DPDT with Momentary Contact or Alternate Action
- Sturdy Metal Sleeve or Bushing and Nut Provide Secure Mounting



DIMENSIONS In Inches (and millimeters)

SPST—Normally Open

30-01-01-500-*
30-01-04-500-*

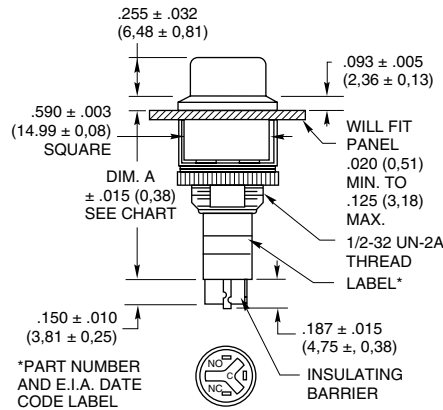


*PART NUMBER AND E.I.A. DATE CODE LABEL

Feature	Partial Part No.	Dim. A
Momentary	30-01-01-500-*	.880 (22,35)
Pos. Feel	30-01-04-500-*	1.037 (26,34)

SPDT—Break Before Make

46-01-05-500-*
46-01-07-500-*



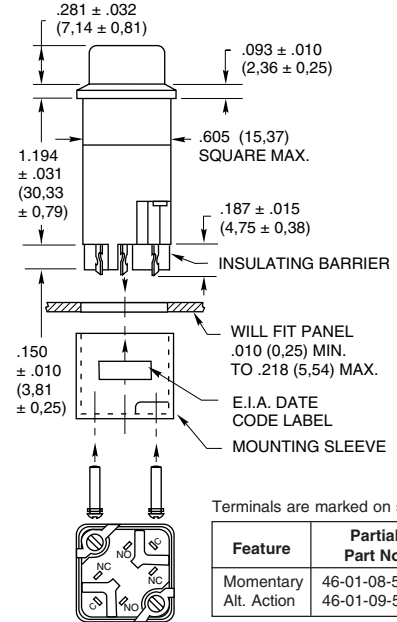
*PART NUMBER AND E.I.A. DATE CODE LABEL

Terminals are marked on switch.

Feature	Partial Part No.	Dim. A
Momentary	46-01-05-500-*	1.174 (29,82)
Alt. Action	46-01-07-500-*	1.264 (32,11)

DPDT—Break Before Make

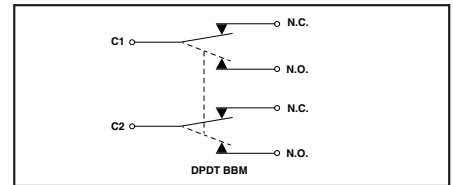
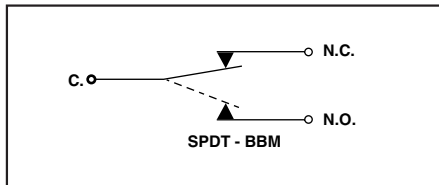
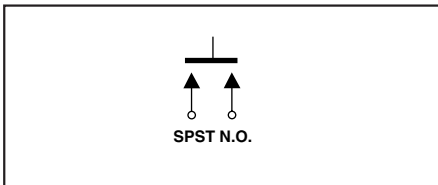
46-01-08-500-*
46-01-09-500-*



Terminals are marked on switch.

Feature	Partial Part No.
Momentary	46-01-08-500-*
Alt. Action	46-01-09-500-*

CIRCUITRY



FRONT VIEWS AND MOUNTING

RECOMMENDED PANEL CUTOUT FOR SQUARE BEZEL SWITCHES

SINGLE MAX. RADIUS .031 (0,79)

STACKED Wide Slot .610 ± .004 (15,49 ± 0,02)

Mounting Hardware

For 46-01-08-500 & 46-01-09-500
(See drawing above—mounting hardware shipped loose.)

For SPST & SPDT switches
One internal tooth lockwasher
One knurled ring nut .640 ± .010 (16,26 ± 0,25) DIA.
.094 ± .010 (2,39 ± 0,25) Thk.

Note: All switches fit panels up to .250 (6,35) thick. Front and back panel access required for installation.

*Partial part number; complete part number by adding a dash for button color: white -01; red -03; green -04; blue -05; yellow -06 or black -07, see Ordering Information.

SPECIFICATIONS

Material and Finishes

Lockwasher (Round Bezel): Steel, zinc trivalent chromate-plated

Behind Panel Plate (Square Bezel): Steel, zinc trivalent chromate-plated

Mounting Sleeve and Screws (46-01-08-500, 46-01-09-500 only): Steel, zinc trivalent chromate-plated. **Base:** Phenolic per MIL-M-14, Type CFG

Square Bezel: ABS (SPST, SPDT), thermoset plastic (DPDT)

Mounting Nut, Bushing, and Round Bezel: Brass, tin zinc

Button Cap: ABS (UL version is PPS)

Shorting Bar: Series 30—Fine silver contact area

Series 46—Phosphor bronze, silver-plated

Terminals: Series 30—Fine silver contact area with silver-plated terminal ends

Series 46—Silver contact surface with tin/silver clad terminal ends

Spring: Tinned music wire

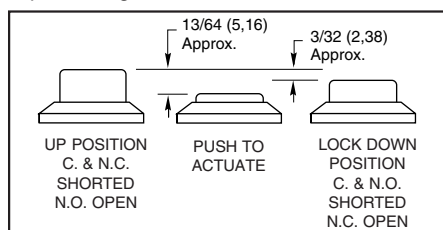
Plunger: Polyphenylene sulfide (PPS) for 30-01-01-500-X and 46-01-05-500-X. Nickel-plated brass for 46-01-07-500-X, 46-05-07-502-X, 46-01-09-500-X and 46-05-09-502-X. Zinc trivalent chromate-plated brass for 46-01-08-500-X. Polycarbonate for all others.

Operating Temperature: -40°C to +85°C

ALTERNATE ACTION (PUSH-PUSH) OPERATING SEQUENCE

Part Number* 46-05-07-502, 46-05-09-502, 46-01-07-500, 46-01-09-500

Alternate action (Push-Push) switches provide a maintained actuated position until the button is pushed again to release.



STANDARD OPTIONS

Epoxy-sealed terminals and wire leads, see page E-35.

ORDERING INFORMATION & OPERATING FEATURES

	Square Bezel	Round Bezel	Circuitry	Feature	Total Travel	Bottoming Force	Actuating Force	Overtravel
Butt Contact	30-01-01-500*	30-05-01-502*	SPST—N.O.	Momentary	.080 ± .015 (2,03 ± 0,38)	—	10 ± 4 oz.	—
	30-01-04-500*	30-05-04-502*	SPST—N.O.	Positive Feel & Overtravel	.156 ± .015 (3,96 ± 0,38)	—	18 ± 4 oz.	.046 Min.
Wiping Contact	46-01-05-500*	46-05-05-502*	SPDT	Momentary	.180 min. (4,57)	1.1 ± .25 Lbs.	—	—
	46-01-07-500*	46-05-07-502*	SPDT	Alternate Action	.210 ± .015 (5,33 ± 0,38)	1.5 ± .25 Lbs.	—	—
	46-01-08-500*	46-05-08-502*	DPDT	Momentary	.180 min. (4,57)	1.6 ± .5 Lbs.	—	—
	46-01-09-500*	46-05-09-502*	DPDT	Alternate Action	.210 ± .015 (5,33 ± 0,38)	1.8 ± .5 Lbs.	—	—

*Partial part number; complete the part number by adding a dash for button color: white -01; red -03; green -04; blue -05; yellow -06 or black -07.

Available from your local Grayhill Distributor.
For prices and discounts, contact a local Sales Office, an authorized local Distributor or Grayhill.

RATINGS

Electrical Ratings	Series 30	Series 46
Contacts	Butt type	Wiping type
Rating at 115 Vac Res.	1 Amp	0.25 Amp
Rating at 220 Vac Res.	0.5 Amp	0.125 Amp
Circuitry	SPST—N.O. (Standard); SPST—N.O. (w/Overtravel), SPST—N.O. (w/Positive Feel)	SPDT, DPDT Break Before Make
Life Expectancy	SPST—N.O. (Standard): 1,000,000 operations SPST—N.O. (w/Positive Feel): 200,000 operations; SPST—N.O. (w/Overtravel): 500,000 operations	250,000 operations
Contact Resistance	25 milliohms or less on a new switch	
Voltage Breakdown	1000 Vac between mutually insulated parts	
Insulation Resistance	1000 megohms minimum	
Operating Temperature	-40°C to +85°C	

LEGENDS

All button caps can be printed in epoxy ink. Any type style or design can be used to produce the legend. If News Gothic Condensed style is used, limits can be approximated from the chart below; actual limits depend on specific legend.

There is a per-button impression charge. A nominal set up charge per legend applies to orders of 1 to 99 pieces. (Non-standard legends are subject to a one time tooling charge. Contact Grayhill for more specifics.)

Grayhill Type Identification No.	Character Height (Typ.)	Sample Style and Sizes	Square Button Character and Line Limitation		Round Button Character and Line Limitation	
			Character	Line	Character	Line
4GH088	.083 (2,1)	ABCDEFGHIJ	6 Char. 2 Lines	TAB LOCATE	3 Char. 1 Line	OFF
1GH125	.138 (3,5)	ABCDEFGHIJ	5 Char. 1 Lines	INDEX	3 Char. 1 Line	TAB
3GH187	.207 (5,3)	ABCDEF	3 Char. 1 Line	OFF	2 Char. 1 Line	15
2GH250	.276 (7,0)	ABCD	2 Char. 1 Line	15	N/A	N/A

Pushbutton Switches



Компания «ЭлектроПласт» предлагает заключение долгосрочных отношений при поставках импортных электронных компонентов на взаимовыгодных условиях!

Наши преимущества:

- Оперативные поставки широкого спектра электронных компонентов отечественного и импортного производства напрямую от производителей и с крупнейших мировых складов;
- Поставка более 17-ти миллионов наименований электронных компонентов;
- Поставка сложных, дефицитных, либо снятых с производства позиций;
- Оперативные сроки поставки под заказ (от 5 рабочих дней);
- Экспресс доставка в любую точку России;
- Техническая поддержка проекта, помощь в подборе аналогов, поставка прототипов;
- Система менеджмента качества сертифицирована по Международному стандарту ISO 9001;
- Лицензия ФСБ на осуществление работ с использованием сведений, составляющих государственную тайну;
- Поставка специализированных компонентов (Xilinx, Altera, Analog Devices, Intersil, Interpoint, Microsemi, Aeroflex, Peregrine, Syfer, Eurofarad, Texas Instrument, Miteq, Cobham, E2V, MA-COM, Hittite, Mini-Circuits, General Dynamics и др.);

Помимо этого, одним из направлений компании «ЭлектроПласт» является направление «Источники питания». Мы предлагаем Вам помощь Конструкторского отдела:

- Подбор оптимального решения, техническое обоснование при выборе компонента;
- Подбор аналогов;
- Консультации по применению компонента;
- Поставка образцов и прототипов;
- Техническая поддержка проекта;
- Защита от снятия компонента с производства.



Как с нами связаться

Телефон: 8 (812) 309 58 32 (многоканальный)

Факс: 8 (812) 320-02-42

Электронная почта: org@eplast1.ru

Адрес: 198099, г. Санкт-Петербург, ул. Калинина, дом 2, корпус 4, литера А.