

HIGH FREQUENCY PLANAR TRANSFORMERS

Spyglass Series (up to 140W)



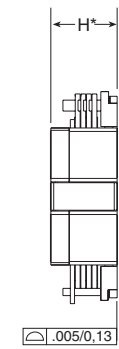
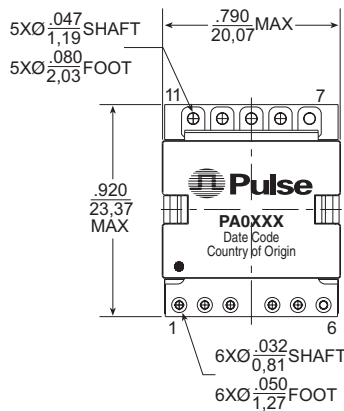
- Power Rating:** up to 140W
- Height:** 8.6mm MAX and 9.7mm MAX
- Footprint:** 23.4mm x 20.1mm MAX
- Frequency Range:** 200kHz to 700kHz

Electrical Specifications @ 25°C — Operating Temperature -40°C to 125°C

| Part ^{4,5} Number | Power ¹ Rating | Turns Ratio (Pri:Sec) | Primary ² Secondary Isolation | Primary Inductance (μH MIN) | Leakage Inductance* (μH MAX) | DCR (mΩ MAX) | | | Maximum Height (mm) |
|----------------------------|---------------------------|--------------------------|--|-----------------------------|------------------------------|--------------|--------------|-----------|---------------------|
| | | | | | | Primary | Primary Aux. | Secondary | |
| PA0168 | 100W 48v to 3.3v/30A | 12:2 | 1500 Vdc Basic | 320 | 0.75 | 45 | N/A | 1.30 | 8.6 |
| PA0369 | 100W 48v to 3.3v/30A | 6:1 | 1500 Vdc Basic | 65 | 0.25 | 15 | N/A | 0.40 | 8.6 |
| PA0423 | 140W 48v to 12v/11.7A | 8:4 (w/4T Pri. Aux.) | 1500 Vdc Basic | 140 | 0.30 | 35 | 500 | 7.00 | 8.6 |
| PA0463 | 50W 48v to 3.3v/15A | 10:2 (w/9T Pri. Aux.) | 1500 Vdc Basic | 200 | 1.00 | 40 | 4885 | 2.50 | 8.6 |
| PA0491 | 100W 48v to 5.0v/20A | 8:2 | 1500 Vdc Basic | 140 | 0.25 | 35 | N/A | 1.30 | 8.6 |
| PA0634 | 100W 48v to 5v/20A | 8:2 (w/5T Pri. Aux.) | 1500 Vdc Basic | 140 | 0.38 | 35 | 460 | 1.30 | 8.6 |
| PA0693 | 125W 48v to 5v/25A | 12:3 (w/4T Pri. Aux.) | 1500 Vdc Basic | 346 | 0.55 | 50 | 300 | 3.50 | 9.7 |

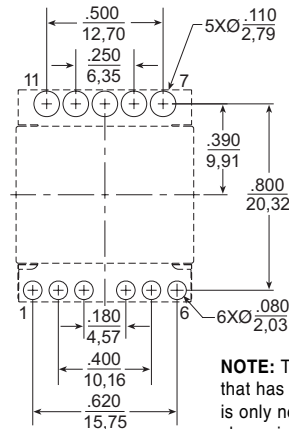
*Leakage inductance is measured at primary terminals with all other windings shorted.

Mechanicals



*H - Maximum Height (see table above)

SUGGESTED PAD LAYOUT

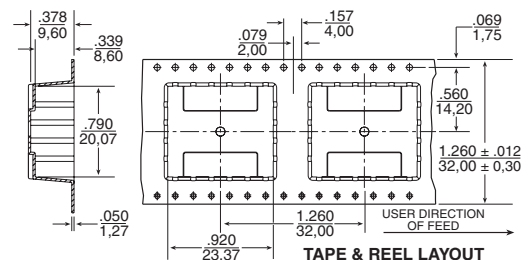
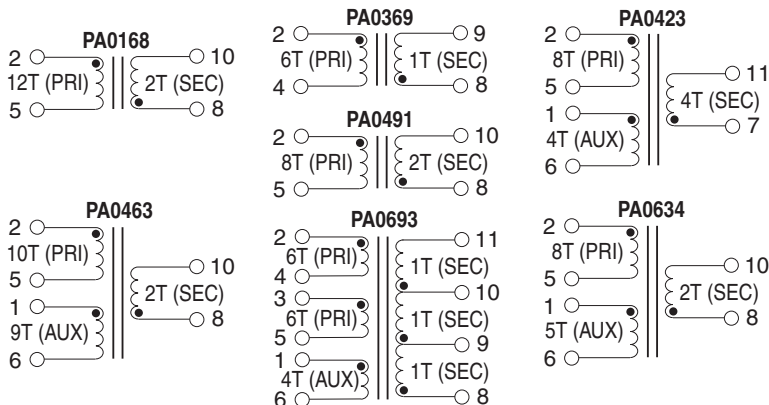


Weight11.0 grams
Tape & Reel.....180/reel
Tray.....40/tray

Dimensions: Inches
mm
Unless otherwise specified,
all tolerances are ± .010
0,25

NOTE: The above is a universal footprint for a component that has all 11 pins populated. For a given part number it is only necessary to provide pads for the terminations shown in the schematic below.

Schematics



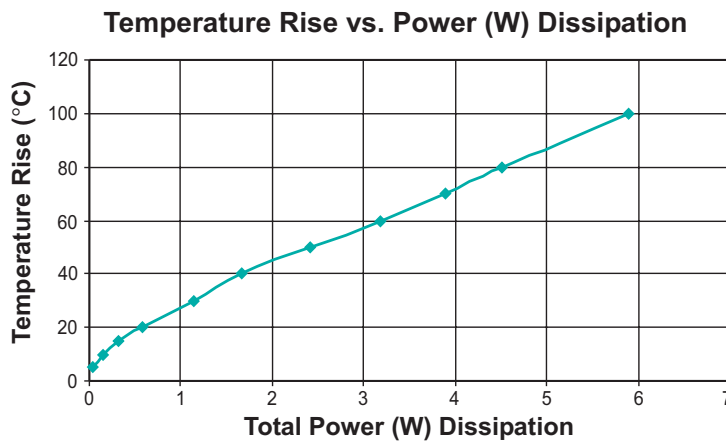
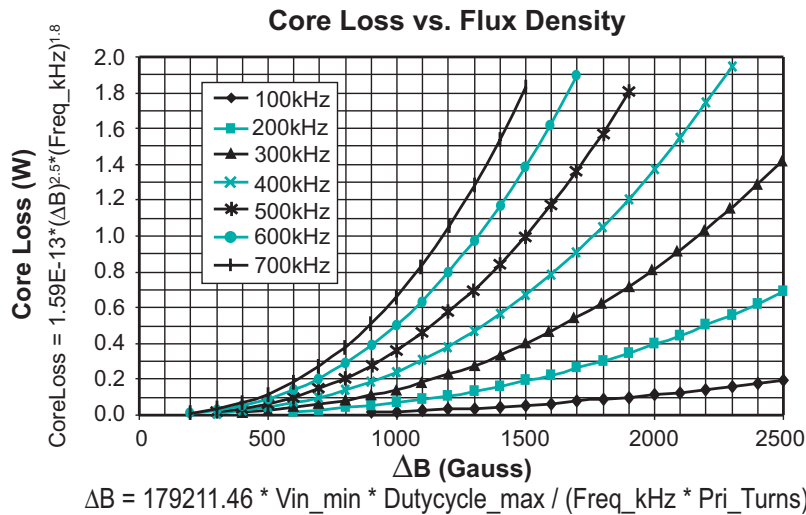
HIGH FREQUENCY PLANAR TRANSFORMERS

Spyglass Series (up to 140W)



Notes from Tables

- The above transformers have been tested and approved by Pulse's IC partners and are cited in the appropriate datasheet or evaluation board documentation at these companies. To determine which IC and IC companies are matched with the above transformers, please refer to the IC cross reference on the Pulse web page. See the Spyglass transformer matrix on the next page for other winding configurations that can be made available.
- The listed transformers are designed to meet basic insulation (1.4mm creepage and clearance with 1500Vdc isolation). Lower cost transformers with operational insulation (1500Vdc isolation with no creepage and clearance spacings) are available. Please contact Pulse Power Applications Engineering for details.
- To determine if the transformer is suitable for your application, it is necessary to ensure that the temperature rise of the component (ambient plus temperature rise) does not exceed its operating temperature. To determine the approximate temperature rise of the transformer, refer to the graphs below.
- Add suffix "T" to part number for Tape & Reel package (i.e. PA0168T).
- RoHS compliant parts are being introduced. Please contact Pulse for RoHS compliant part availability. If available, order part by adding the suffix "NL" to the part number (i.e. PA0168 becomes PA0168NL and PA0168T becomes PA0168NLT).



$$\text{Total Power Dissipation (W)} = .001 * (DCR_{primary} * I_{rms_primary}^2 + DCR_{secondary} * I_{rms_secondary}^2) + \text{Core Loss (W)}$$

For More Information:

Pulse Worldwide Headquarters

12220 World Trade Drive
San Diego, CA 92128
U.S.A.
www.pulseeng.com
TEL: 858 674 8100
FAX: 858 674 8262

Pulse Northern Europe

3 Huxley Road
Surrey Research Park
Guildford, Surrey GU2 5RE
United Kingdom
TEL: 44 1483 401700
FAX: 44 1483 401701

Pulse Southern Europe

Zone Industrielle
F-39270
Orgelet
France
TEL: 33 3 84 35 04 04
FAX: 33 3 84 25 46 41

Pulse China Headquarters

No. 1
Industrial District
Changan, Dongguan
China
TEL: 86 769 85538070
FAX: 86 769 85538870

Pulse North China

Room 1503
XinYin Building
No. 888 YiShan Road
Shanghai 200233
China
TEL: 86 21 54643211/2
FAX: 86 21 54643210

Pulse South Asia

150 Kampong Ampat
#07-01/02
KA Centre
Singapore 368324
TEL: 65 6287 8998
FAX: 65 6280 0080

Pulse North Asia

No. 26
Kao Ching Road
Yang Mei Chen
Taoyuan Hsien
Taiwan, R. O. C.
TEL: 886 3 4641811
FAX: 886 3 4641911

Performance warranty of products offered on this data sheet is limited to the parameters specified. Data is subject to change without notice. Other brand and product names mentioned herein may be trademarks or registered trademarks of their respective owners.
© Copyright, 2006. Pulse Engineering, Inc. All rights reserved.



Компания «ЭлектроПласт» предлагает заключение долгосрочных отношений при поставках импортных электронных компонентов на взаимовыгодных условиях!

Наши преимущества:

- Оперативные поставки широкого спектра электронных компонентов отечественного и импортного производства напрямую от производителей и с крупнейших мировых складов;
- Поставка более 17-ти миллионов наименований электронных компонентов;
- Поставка сложных, дефицитных, либо снятых с производства позиций;
- Оперативные сроки поставки под заказ (от 5 рабочих дней);
- Экспресс доставка в любую точку России;
- Техническая поддержка проекта, помощь в подборе аналогов, поставка прототипов;
- Система менеджмента качества сертифицирована по Международному стандарту ISO 9001;
- Лицензия ФСБ на осуществление работ с использованием сведений, составляющих государственную тайну;
- Поставка специализированных компонентов (Xilinx, Altera, Analog Devices, Intersil, Interpoint, Microsemi, Aeroflex, Peregrine, Syfer, Eurofarad, Texas Instrument, Miteq, Cobham, E2V, MA-COM, Hittite, Mini-Circuits, General Dynamics и др.);

Помимо этого, одним из направлений компании «ЭлектроПласт» является направление «Источники питания». Мы предлагаем Вам помощь Конструкторского отдела:

- Подбор оптимального решения, техническое обоснование при выборе компонента;
- Подбор аналогов;
- Консультации по применению компонента;
- Поставка образцов и прототипов;
- Техническая поддержка проекта;
- Защита от снятия компонента с производства.



Как с нами связаться

Телефон: 8 (812) 309 58 32 (многоканальный)

Факс: 8 (812) 320-02-42

Электронная почта: org@eplast1.ru

Адрес: 198099, г. Санкт-Петербург, ул. Калинина, дом 2, корпус 4, литера А.