


3M™ MetPak™ 2-FB Power Socket

2 mm 4/5-Row, Right Angle, Solder or Press-Fit Tail

MP2 Series



- 6.50 Amps per contact
- End-to-end stackable
- Press or heat stake peg (solder tail)
- Futurebus+® compatible
- See the Regulatory Information Appendix (RIA) in the “RoHS compliance” section of www.3Mconnectors.com for compliance information (RIA E1 & C1 apply)

Date Modified: February 14, 2017

TS-1125-E
Sheet 1 of 4

Physical

Insulation:

Material: High Temperature LCP
Flammability: UL 94V-0
Color: Beige

Contact:

Material: Copper Alloy

Plating:

Underplating: 50 μ” [1.27 μm] Nickel
Wiping Area: See Ordering Information
Tails: See Ordering Information

Electrical

Current Rating: Power: 6.50 A per power socket contact at 70°C
Insulation Resistance: 10³ MΩ
Withstanding Voltage: 1,500 V_{AC} for 60 seconds

Environmental

Temperature Rating: -55° C to 125° C
Process Temperature Rating: 260°C (Profile per J-STD-020C)
Moisture Sensitivity Level: 1 (per J-STD-020C)

UL File No.: E68080

Futurebus+ is a registered trademark of the Institute of Electrical and Electronic Engineers, Inc. (IEEE)

3M
Electronics Materials Solutions Division
Interconnect Solutions
<http://www.3Mconnectors.com>

3M and MetPak are trademarks of 3M Company.
For technical, sales or ordering information call
800-225-5373

3M™ MetPak™ 2-FB Power Socket

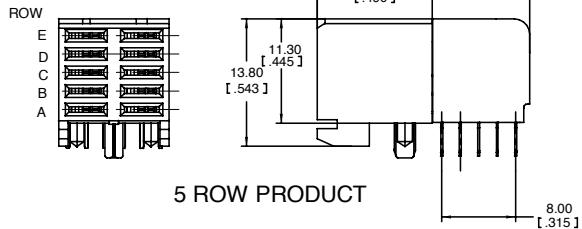
2 mm 4/5-Row, Right Angle, Solder or Press-Fit Tail

MP2 Series



Tolerance Unless Noted			
mm	0	0.0	0.00
mm	±3	±0.3	±0.13

() Dimensions used for Reference Only



Note:

1. Refer to IEC 61076-4-104 Futurebus+® global standard.
2. "Press Fit" describes a contact tail having a compliant section designed to make a reliable electrical connection with a plated through-hole (PTH) in a printed circuit board, typically a "back plane."

Ordering Information

MP2-SPXX-X1XX-XXXX

SP = Power Socket

Contact Count
(See Table 1)

Rows
4 = 4 Rows
5 = 5 Rows

Plating Options:
(See Table 3)

Tail Length
(See Table 2)

Termination Style
P = Press-Fit
M = Solder Tail (Press Peg)

TS-1125-E
Sheet 2 of 4



Electronic Materials Solutions Division
Interconnect Solutions
<http://www.3Mconnectors.com>

3M and MetPak are trademarks of 3M Company.
For technical, sales or ordering information call
800-225-5373

3M™ MetPak™ 2-FB Power Socket

2 mm 4/5-Row, Right Angle, Solder or Press-Fit Tail

MP2 Series

Table 1	
Pin Count	No of Rows
08	4
10	5

Table 2 - Tail & Post Lengths			
Contact-to-PC Board Tail Termination Option No.		Dim. "A"	Dim. "B"
Solder	Press-Fit*		
S1		2.72 [0.107]	5.20 [0.205]
S2		3.53 [0.139]	6.00 [0.256]
M1		2.72 [0.107]	3.75 [0.148]
M2	P1	3.53 [0.139]	3.75 [0.148]

*Compliant-Pin Tail

Table 3 - Plating			
Plating Suffix	Press-Fit Tails*	Solder Tails	Plating Composition
KR	RIA E1 & C1 apply	RIA E1 & C1 apply	0.76 μm [30 μm] Min. Au Contact Area 2.54 μm [100 μm] Min. Matt Whisker Mitigating Sn Tail Area 1.27 μm [50 μm] Min. Ni all over
LR	RIA E1 & C1 apply	RIA E1 & C1 apply	0.08 μm [3 μm] Min. Au Contact Area 0.67 μm [27 μm] Min. PdNi Contact Area 2.54 μm [100 μm] Min. Matt Whisker Mitigating Sn Tail Area 1.27 μm [50 μm] Min. Ni all over

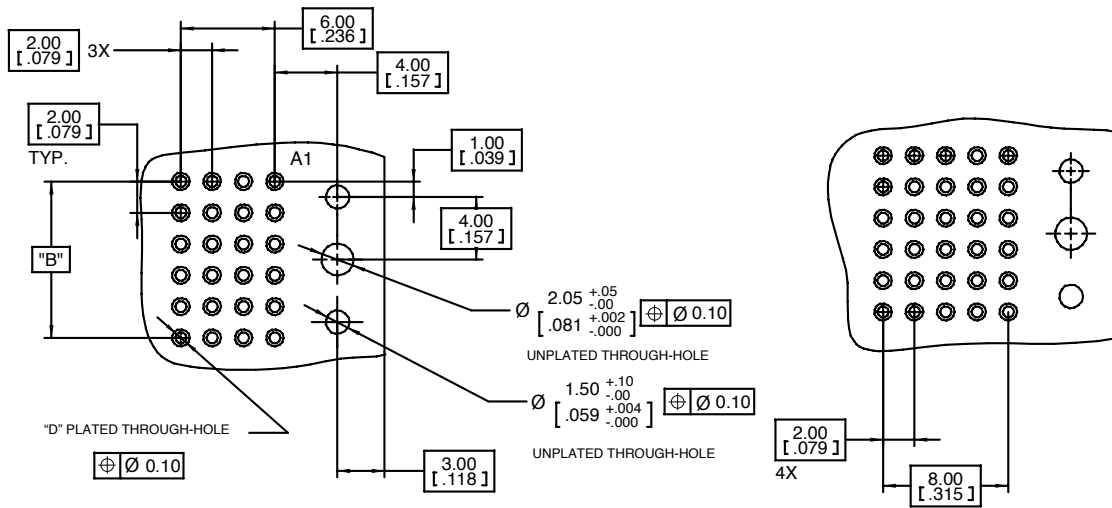
*Compliant-Pin Tail

TS-1125-E
Sheet 3 of 4

3M™ MetPak™ 2-FB Power Socket

2 mm 4/5-Row, Right Angle, Solder or Press-Fit Tail

MP2 Series



Recommended 4 Row PCB Hole Mounting Pattern

Recommended 5 Row PCB Hole Mounting Pattern

Table 4 - HOLE PLATING FINISHES

HOLE	Finished Dia. mm [in]	Cu Thickness mm [in]	Immersion Matte Sn Thickness microns [μ"]	Electrolytic Au Thickness microns [μ"]	OSP ENTEK Thickness microns [μ"]	Drilled Hole Dia. mm [in]
"D"	0.700-0.800 [.0276-.0315]	0.025-0.045 [0.001-0.002]	0.5 - 2.5 [20 - 100]	0.1 - 0.5 [4 - 20]	0.2 - 0.5 [8 - 20]	0.830-0.860 [.0330-.0340] or 0.85mm [#66] TWIST DRILL

TS-1125-E
Sheet 4 of 4

Regulatory: For regulatory information about this product, contact your 3M representative.

Technical Information: The technical information, recommendations and other statements contained in this document are based upon tests or experience that 3M believes are reliable, but the accuracy or completeness of such information is not guaranteed.

Product Use: Many factors beyond 3M's control and uniquely within user's knowledge and control can affect the use and performance of a 3M product in a particular application. Given the variety of factors that can affect the use and performance of a 3M product, user is solely responsible for evaluating the 3M product and determining whether it is fit for a particular purpose and suitable for user's method of application.

Warranty, Limited Remedy, and Disclaimer: Unless an additional warranty is specifically stated on the applicable 3M product packaging or product literature, 3M warrants that each 3M product meets the applicable 3M product specification at the time 3M ships the product. 3M MAKES NO OTHER WARRANTIES OR CONDITIONS, EXPRESS OR IMPLIED, INCLUDING, BUT NOT LIMITED TO, ANY IMPLIED WARRANTY OR CONDITION OF MERCHANTABILITY OR FITNESS FOR A PARTICULAR PURPOSE OR ANY IMPLIED WARRANTY OR CONDITION ARISING OUT OF A COURSE OF DEALING, CUSTOM OR USAGE OF TRADE. If the 3M Product does not conform to this warranty, then the sole and exclusive remedy is, at 3M's option, replacement of the 3M product or refund of the purchase price.

Limitation of Liability: Except where prohibited by law, 3M will not be liable for any loss or damage arising from the 3M product, whether direct, indirect, special, incidental or consequential, regardless of the legal theory asserted, including warranty, contract, negligence or strict liability.



3M Electronics Materials Solutions Division

6801 River Place Blvd.
Austin, TX 78726-9000
U.S.A.
1-800-225-5373
www.3Mconnectors.com

3M and MetPak are
trademarks of 3M Company. All
other trademarks belong to their
respective owners. Please
recycle. Printed in USA. © 3M
2017. All rights reserved.
RIA-2217B-E



Компания «ЭлектроПласт» предлагает заключение долгосрочных отношений при поставках импортных электронных компонентов на взаимовыгодных условиях!

Наши преимущества:

- Оперативные поставки широкого спектра электронных компонентов отечественного и импортного производства напрямую от производителей и с крупнейших мировых складов;
- Поставка более 17-ти миллионов наименований электронных компонентов;
- Поставка сложных, дефицитных, либо снятых с производства позиций;
- Оперативные сроки поставки под заказ (от 5 рабочих дней);
- Экспресс доставка в любую точку России;
- Техническая поддержка проекта, помощь в подборе аналогов, поставка прототипов;
- Система менеджмента качества сертифицирована по Международному стандарту ISO 9001;
- Лицензия ФСБ на осуществление работ с использованием сведений, составляющих государственную тайну;
- Поставка специализированных компонентов (Xilinx, Altera, Analog Devices, Intersil, Interpoint, Microsemi, Aeroflex, Peregrine, Syfer, Eurofarad, Texas Instrument, Miteq, Cobham, E2V, MA-COM, Hittite, Mini-Circuits, General Dynamics и др.);

Помимо этого, одним из направлений компании «ЭлектроПласт» является направление «Источники питания». Мы предлагаем Вам помощь Конструкторского отдела:

- Подбор оптимального решения, техническое обоснование при выборе компонента;
- Подбор аналогов;
- Консультации по применению компонента;
- Поставка образцов и прототипов;
- Техническая поддержка проекта;
- Защита от снятия компонента с производства.



Как с нами связаться

Телефон: 8 (812) 309 58 32 (многоканальный)

Факс: 8 (812) 320-02-42

Электронная почта: org@eplast1.ru

Адрес: 198099, г. Санкт-Петербург, ул. Калинина, дом 2, корпус 4, литера А.