

TACT Switch™ 5.9 × 2.87mm Sidepush™ Double Action (Surface Mount Type)

SKSE Series



Mid-mount solution of 1.1mm switch height from PCB.

- Detector
- Push
- Slide
- Rotary
- Encoders



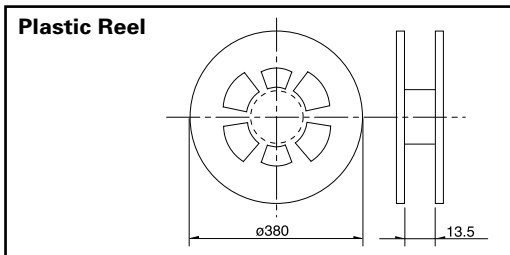
Product Line

Product No.	Operating force	Operating direction	Travel (mm)	Rating (max.)	Rating (min.)	Operating life (5mA 5V DC)	Initial contact resistance	Minimum order unit (pcs.)
SKSELAE010	1st 0.8N 2nd 1.8N	Horizontal	1st 0.15 All 0.25	50mA 12V DC	10μA 1V DC	100,000cycles	500m max.	3,400

- Dual-in-line Package Type
- TACT Switch™
- Custom-Products

Specification of Embossed Taping Package (Taping Packaging for Auto-insertion)

Reel Size Unit:mm



Number of packages (pcs.)			Tape width (mm)
1 reel	1 case /Japan	1 case /export packing	
3,400	34,000	34,000	12

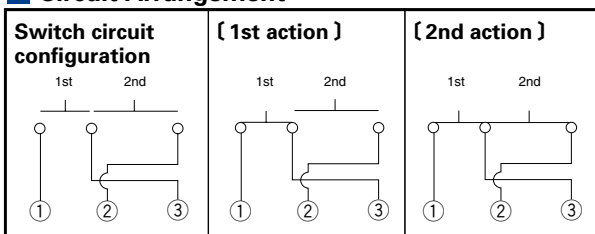
- Sharp Feeling
- Soft Feeling
- Snap-in Type
- Surface Mount Type
- Radial Type

Dimensions

Unit:mm

Style	PC board mounting hole and land dimensions (Viewed from switch mounting face)

Circuit Arrangement














Note

- Please place purchase orders for taping products per minimum order unit (1 reel or a case).
- For 330mm diameter reel requirements, please contact us.

Refer to P.306 for soldering conditions.

List of Varieties

Sharp Feeling Type

Series		SKSD	SKRN	SKSE	SPEE	SKRK	SKRP	SKQM	SKQY	SKRA	SKHM	SKHU	
Photo													
Type		Surface mount											
Features		Double action		Horizontal type Double action		Compact size Low-profile	High operation force Compact size	Compact size		Middle stroke	Dust-proof type is available		
Operating direction	Vertical												
	Horizontal												
Dimensions (mm)	W	4.1	6	5.9	4	3.9	4.2	6	6.1	6.2	6.2		
	D	3.9		2.87	5	2.9	3.2	3.5	3.7		6.5		
	H	0.6	0.9	3	1.22	1.5	2.5	4.3	2.5	3.4	3.1	2.5	
Operation force coverage		1N				See the relevant pages for respective product descriptions		↕	↕	↕	↕	↕	↕
		5N						↕	↕	↕	↕	↕	
Ground terminal													
Operating temperature range		-30 to +85			-10 to +60		-30 to +85						
Electrical performance	Insulation resistance	100M min. 100V DC			10M min. 100V DC		100M min. 100V DC						
	Voltage proof	250V AC for 1min. SKSD/SE : 100V AC for 1min.			100V AC for 1min.		250V AC for 1min.						
Durability	Vibration	10 to 55 to 10Hz/min., the amplitude is 1.5mm for all the frequencies, in the 3 direction of X, Y and Z for 2hours respectively											
	Lifetime	Shall be in accordance with individual specifications.											
Environmental performance	Cold	-30 ± 2 for 96h			-40 ± 2 for 96h		-30 ± 2 for 96h						
	Dry heat	80 ± 2 for 96h			85 ± 2 for 96h		80 ± 2 for 96h						
	Damp heat	60 ± 2 , 90 to 95%RH for 96h			40 ± 2 , 90 to 95%RH for 96h		60 ± 2 , 90 to 95%RH for 96h						
Page		278	279	280	84	281	282	283	284	285	286	287	

W : Width. The most outer dimension excluding terminal portion.
 D : Depth. The most outer dimension excluding terminal portion.
 H : Height. The minimum dimension if there are variances.

TACT Switch™ Soldering Conditions306
 TACT Switch™ Cautions307
 Product Line of Knob for TACT Switch™308

- Detector
- Push
- Slide
- Rotary
- Encoders
- Power
- Dual-in-line Package Type
- TACT Switch™
- Custom-Products

- Sharp Feeling
- Soft Feeling
- Snap-in Type
- Surface Mount Type
- Radial Type

Note

The automotive operating temperature range to be individually discussed upon request.

Soldering Conditions

Condition for Reflow

Available for Surface Mount Type.

1. Heating method: Double heating method with infrared heater.
2. Temperature measurement: Thermocouple 0.1 to 0.2 CA(K) or CC(T) at solder joints(copper foil surface). A heat resistive tape should be used to fix thermocouple.
3. Temperature profile



Note

1. The above temperature shall be measured on the mounting surface of a PC board. There are cases where the PC board's temperature greatly differs from that of the switch, depending on the material, size, thickness of PC boards and others. The above-stated conditions shall also apply to switch surface temperatures.
2. Soldering conditions differ depending on reflow soldering machines. Prior verification of soldering condition is highly recommended.

Conditions for Auto-dip

Available for Snap-in Type and Radial Type
(Except SKHJ, SKHL, SKQJ, SKQK, SKEG series)

Items	Condition
Flux built-up	Mounting surface should not be exposed to flux
Preheating temperature	Ambient temperature of the soldered surface of PC board. 100 max.
Preheating time	60s max.
Soldering temperature	260 max.
Duration of immersion	5s max.
Number of soldering	2times max.

Manual Soldering (Except SKRT Series)

Items	Condition
Soldering temperature	350 max.
Duration of soldering	3s max.
Capacity of soldering iron	60W max.

Notes

1. Consult with us for availability of TACT Switch™ washing.
2. Prevent flux penetration from the top side of the TACT Switch™.
3. Switch terminals and a PC board should not be coated with flux prior to soldering.
4. The second soldering should be done after the switch is stable with normal temperature.
5. Use the flux with a specific gravity of min 0.81.
(EC-19S-8 by TAMURA Corporation, or equivalents.)

Detector
Push
Slide
Rotary
Encoders
Power
Dual-in-line Package Type
TACT Switch™
Custom-Products

Sharp Feeling
Soft Feeling
Snap-in Type
Surface Mount Type
Radial Type



Компания «ЭлектроПласт» предлагает заключение долгосрочных отношений при поставках импортных электронных компонентов на взаимовыгодных условиях!

Наши преимущества:

- Оперативные поставки широкого спектра электронных компонентов отечественного и импортного производства напрямую от производителей и с крупнейших мировых складов;
- Поставка более 17-ти миллионов наименований электронных компонентов;
- Поставка сложных, дефицитных, либо снятых с производства позиций;
- Оперативные сроки поставки под заказ (от 5 рабочих дней);
- Экспресс доставка в любую точку России;
- Техническая поддержка проекта, помощь в подборе аналогов, поставка прототипов;
- Система менеджмента качества сертифицирована по Международному стандарту ISO 9001;
- Лицензия ФСБ на осуществление работ с использованием сведений, составляющих государственную тайну;
- Поставка специализированных компонентов (Xilinx, Altera, Analog Devices, Intersil, Interpoint, Microsemi, Aeroflex, Peregrine, Syfer, Eurofarad, Texas Instrument, Miteq, Cobham, E2V, MA-COM, Hittite, Mini-Circuits, General Dynamics и др.);

Помимо этого, одним из направлений компании «ЭлектроПласт» является направление «Источники питания». Мы предлагаем Вам помощь Конструкторского отдела:

- Подбор оптимального решения, техническое обоснование при выборе компонента;
- Подбор аналогов;
- Консультации по применению компонента;
- Поставка образцов и прототипов;
- Техническая поддержка проекта;
- Защита от снятия компонента с производства.



Как с нами связаться

Телефон: 8 (812) 309 58 32 (многоканальный)

Факс: 8 (812) 320-02-42

Электронная почта: org@eplast1.ru

Адрес: 198099, г. Санкт-Петербург, ул. Калинина, дом 2, корпус 4, литера А.