

CMLDM7002A  
CMLDM7002AG\*  
CMLDM7002AJ

**SURFACE MOUNT SILICON  
DUAL N-CHANNEL  
ENHANCEMENT-MODE  
MOSFETS**



**SOT-563 CASE**

\* Device is **Halogen Free** by design

**MAXIMUM RATINGS:** ( $T_A=25^\circ\text{C}$ )

Drain-Source Voltage
Drain-Gate Voltage
Gate-Source Voltage
Continuous Drain Current
Continuous Source Current (Body Diode)
Maximum Pulsed Drain Current
Maximum Pulsed Source Current
Power Dissipation (Note 1)
Power Dissipation (Note 2)
Power Dissipation (Note 3)
Operating and Storage Junction Temperature
Thermal Resistance



[www.centrasemi.com](http://www.centrasemi.com)

**DESCRIPTION:**

These CENTRAL SEMICONDUCTOR devices are dual N-Channel enhancement-mode MOSFETs, manufactured by the N-Channel DMOS Process, designed for high speed pulsed amplifier and driver applications. The CMLDM7002A utilizes the USA pinout configuration, while the CMLDM7002AJ utilizes the Japanese pinout configuration. These devices offer low  $r_{DS(ON)}$  and low  $V_{DS(ON)}$ .

**MARKING CODES:** CMLDM7002A: L02  
CMLDM7002AG\*: C2G  
CMLDM7002AJ: 02J

SYMBOL		UNITS
$V_{DS}$	60	V
$V_{DG}$	60	V
$V_{GS}$	40	V
$I_D$	280	mA
$I_S$	280	mA
$I_{DM}$	1.5	A
$I_{SM}$	1.5	A
$P_D$	350	mW
$P_D$	300	mW
$P_D$	150	mW
$T_J, T_{stg}$	-65 to +150	$^\circ\text{C}$
$\theta_{JA}$	357	$^\circ\text{C/W}$

**ELECTRICAL CHARACTERISTICS PER TRANSISTOR:** ( $T_A=25^\circ\text{C}$  unless otherwise noted)

SYMBOL	TEST CONDITIONS	MIN	MAX	UNITS
$I_{GSSF}, I_{GSSR}$	$V_{GS}=20V, V_{DS}=0$		100	nA
$I_{DSS}$	$V_{DS}=60V, V_{GS}=0$		1.0	$\mu\text{A}$
$I_{DSS}$	$V_{DS}=60V, V_{GS}=0, T_J=125^\circ\text{C}$		500	$\mu\text{A}$
$I_{D(ON)}$	$V_{GS}=10V, V_{DS}=10V$	500		mA
$BV_{DSS}$	$V_{GS}=0, I_D=10\mu\text{A}$	60		V
$V_{GS(th)}$	$V_{DS}=V_{GS}, I_D=250\mu\text{A}$	1.0	2.5	V
$V_{DS(ON)}$	$V_{GS}=10V, I_D=500\text{mA}$		1.0	V
$V_{DS(ON)}$	$V_{GS}=5.0V, I_D=50\text{mA}$		0.15	V
$V_{SD}$	$V_{GS}=0, I_S=400\text{mA}$		1.2	V
$r_{DS(ON)}$	$V_{GS}=10V, I_D=500\text{mA}$		2.0	$\Omega$
$r_{DS(ON)}$	$V_{GS}=10V, I_D=500\text{mA}, T_J=125^\circ\text{C}$		3.5	$\Omega$
$r_{DS(ON)}$	$V_{GS}=5.0V, I_D=50\text{mA}$		3.0	$\Omega$
$r_{DS(ON)}$	$V_{GS}=5.0V, I_D=50\text{mA}, T_J=125^\circ\text{C}$		5.0	$\Omega$
gFS	$V_{DS}=10V, I_D=200\text{mA}$	80		mS

Notes: (1) Ceramic or aluminum core PC Board with copper mounting pad area of 4.0mm<sup>2</sup>  
(2) FR-4 Epoxy PC Board with copper mounting pad area of 4.0mm<sup>2</sup>  
(3) FR-4 Epoxy PC Board with copper mounting pad area of 1.4mm<sup>2</sup>

R8 (8-June 2015)

**CMLDM7002A  
CMLDM7002AG\*  
CMLDM7002AJ**

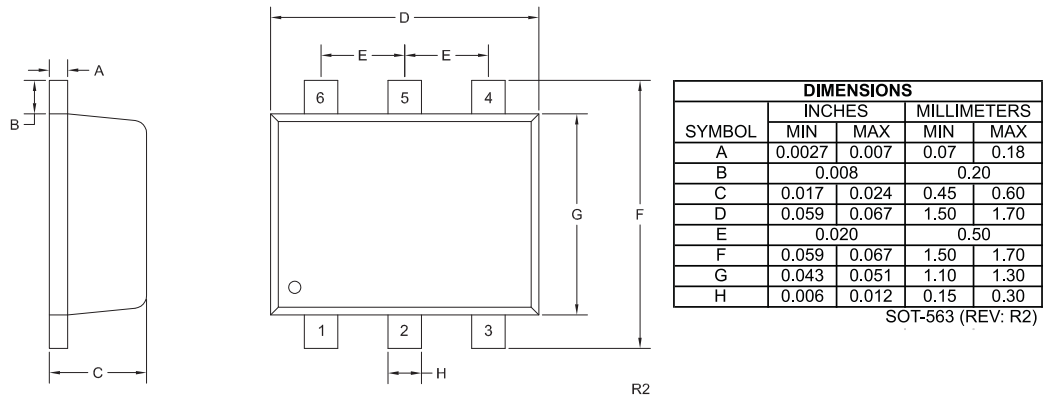
**SURFACE MOUNT SILICON  
DUAL N-CHANNEL  
ENHANCEMENT-MODE  
MOSFETS**



**ELECTRICAL CHARACTERISTICS PER TRANSISTOR - Continued:** ( $T_A=25^\circ\text{C}$  unless otherwise noted)

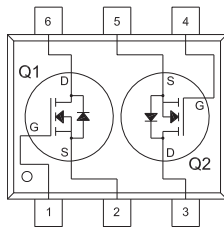
SYMBOL	TEST CONDITIONS	TYP	MAX	UNITS
$C_{rss}$	$V_{DS}=25\text{V}, V_{GS}=0, f=1.0\text{MHz}$		5.0	pF
$C_{iss}$	$V_{DS}=25\text{V}, V_{GS}=0, f=1.0\text{MHz}$		50	pF
$C_{oss}$	$V_{DS}=25\text{V}, V_{GS}=0, f=1.0\text{MHz}$		25	pF
$Q_{g(tot)}$	$V_{DS}=30\text{V}, V_{GS}=4.5\text{V}, I_D=100\text{mA}$	0.592		nC
$Q_{gs}$	$V_{DS}=30\text{V}, V_{GS}=4.5\text{V}, I_D=100\text{mA}$	0.196		nC
$Q_{gd}$	$V_{DS}=30\text{V}, V_{GS}=4.5\text{V}, I_D=100\text{mA}$	0.148		nC
$t_{on}, t_{off}$	$V_{DD}=30\text{V}, V_{GS}=10\text{V}, I_D=200\text{mA}$ $R_G=25\Omega, R_L=150\Omega$		20	ns

**SOT-563 CASE - MECHANICAL OUTLINE**



**PIN CONFIGURATIONS**

**CMLDM7002A (USA Pinout)  
CMLDM7002AG\***

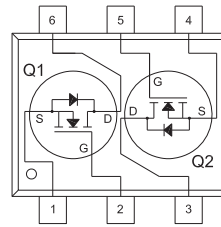


**LEAD CODE:**

- 1) Gate Q1
- 2) Source Q1
- 3) Drain Q2
- 4) Gate Q2
- 5) Source Q2
- 6) Drain Q1

**MARKING CODES:**  
CMLDM7002A: L02  
CMLDM7002AG\*: C2G

**CMLDM7002AJ (Japanese Pinout)**



**LEAD CODE:**

- 1) Source Q1
- 2) Gate Q1
- 3) Drain Q2
- 4) Source Q2
- 5) Gate Q2
- 6) Drain Q1

**MARKING CODE: 02J**

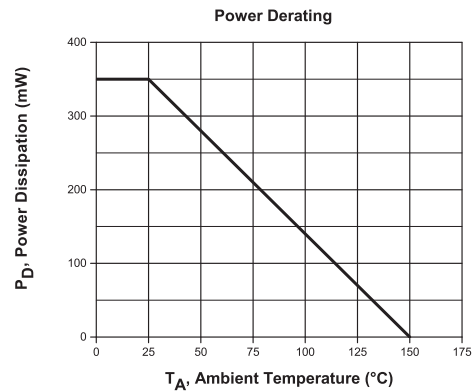
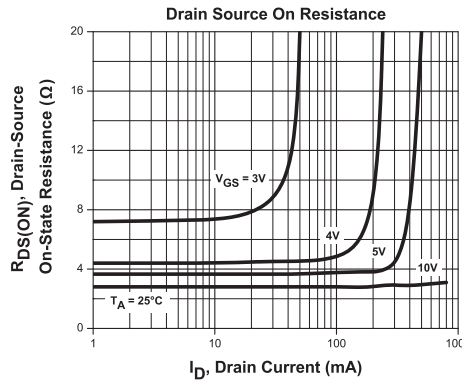
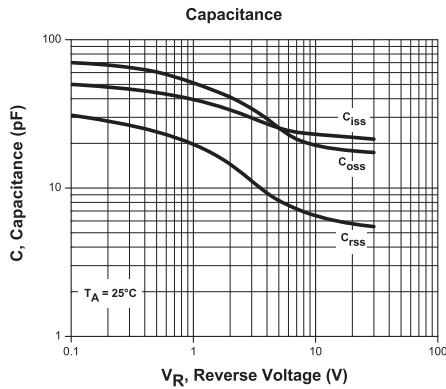
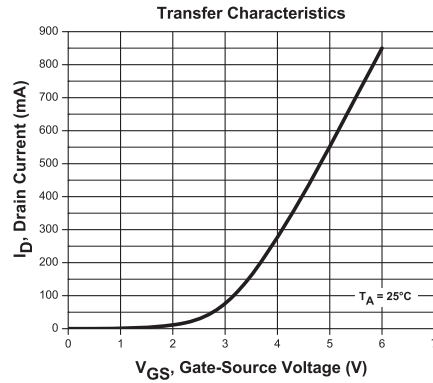
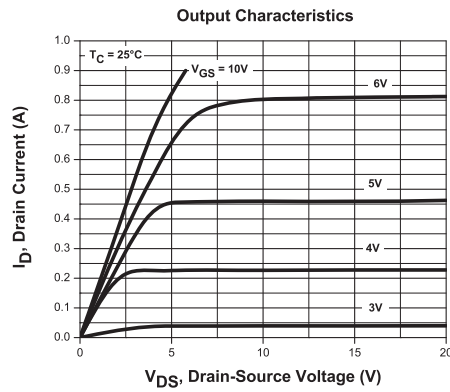
\* Device is **Halogen Free** by design

R8 (8-June 2015)

CMLDM7002A  
 CMLDM7002AG\*  
 CMLDM7002AJ  
 SURFACE MOUNT SILICON  
 DUAL N-CHANNEL  
 ENHANCEMENT-MODE  
 MOSFETS



TYPICAL ELECTRICAL CHARACTERISTICS



R8 (8-June 2015)

CMLDM7002A  
CMLDM7002AG\*  
CMLDM7002AJ

**SURFACE MOUNT SILICON  
DUAL N-CHANNEL  
ENHANCEMENT-MODE  
MOSFETS**



#### **SERVICES**

- Bonded Inventory
- Custom Electrical Screening
- Custom Electrical Characteristic Curves
- SPICE Models
- Custom Packaging
- Package Base Options
- Custom Device Development/ Multi Discrete Modules (MDM™)
- Bare Die Available for Hybrid Applications

---

**LIMITATIONS AND DAMAGES DISCLAIMER:** In no event shall Central be liable for any collateral, indirect, punitive, incidental, consequential, or exemplary damages in connection with or arising out of a purchase order or contract or the use of products provided hereunder, regardless of whether Central has been advised of the possibility of such damages. Excluded damages shall include, but not be restricted to: cost of removal or reinstallation, rework, ancillary costs to the procurement of substitute products, loss of profits, loss of savings, loss of use, loss of data, or business interruption. No claim, suit, or action shall be brought against Central more than two (2) years after the related cause of action has occurred.

In no event shall Central's aggregate liability from any warranty, indemnity, or other obligation arising out of or in connection with a purchase order or contract, or any use of any Central product provided hereunder, exceed the total amount paid to Central for the specific products sold under a purchase order or contract with respect to which losses or damages are claimed. The existence of more than one (1) claim against the specific products sold to Buyer under a purchase order or contract shall not enlarge or extend this limit.

Buyer understands and agrees that the foregoing liability limitations are essential elements of a purchase order or contract and that in the absence of such limitations, the material and economic terms of the purchase order or contract would be substantially different.

R8 (8-June 2015)



Компания «ЭлектроПласт» предлагает заключение долгосрочных отношений при поставках импортных электронных компонентов на взаимовыгодных условиях!

Наши преимущества:

- Оперативные поставки широкого спектра электронных компонентов отечественного и импортного производства напрямую от производителей и с крупнейших мировых складов;
- Поставка более 17-ти миллионов наименований электронных компонентов;
- Поставка сложных, дефицитных, либо снятых с производства позиций;
- Оперативные сроки поставки под заказ (от 5 рабочих дней);
- Экспресс доставка в любую точку России;
- Техническая поддержка проекта, помощь в подборе аналогов, поставка прототипов;
- Система менеджмента качества сертифицирована по Международному стандарту ISO 9001;
- Лицензия ФСБ на осуществление работ с использованием сведений, составляющих государственную тайну;
- Поставка специализированных компонентов (Xilinx, Altera, Analog Devices, Intersil, Interpoint, Microsemi, Aeroflex, Peregrine, Syfer, Eurofarad, Texas Instrument, Miteq, Cobham, E2V, MA-COM, Hittite, Mini-Circuits, General Dynamics и др.);

Помимо этого, одним из направлений компании «ЭлектроПласт» является направление «Источники питания». Мы предлагаем Вам помощь Конструкторского отдела:

- Подбор оптимального решения, техническое обоснование при выборе компонента;
- Подбор аналогов;
- Консультации по применению компонента;
- Поставка образцов и прототипов;
- Техническая поддержка проекта;
- Защита от снятия компонента с производства.



#### Как с нами связаться

**Телефон:** 8 (812) 309 58 32 (многоканальный)

**Факс:** 8 (812) 320-02-42

**Электронная почта:** [org@eplast1.ru](mailto:org@eplast1.ru)

**Адрес:** 198099, г. Санкт-Петербург, ул. Калинина, дом 2, корпус 4, литера А.