

IEC Appliance Inlet C14 with modular extended Components



IEC C14 device plug with modular expandable components
 Snap-in version
 from front side

IEC C14 device plug with modular expandable components
 Snap-in version
 from front side

IEC C14 device plug with modular expandable components
 Snap-in version
 from front side



See below:
[Approvals and Compliances](#)

Description

- Panel mount :
 Snap-in version , from front side
- 2 - 5 Functions :
 Appliance Inlet , Protection class I , Outlet , Line Switch 2-pole , Fuseholder for fuse-links 5 x 20 mm 1- or 2-pole , Solder terminals 3.5 x 0.8 mm or quick connect terminals 6.3 x 0.8 mm

Characteristics

- Modular component selection
- Individual components soldered on a printed circuit board
- Plug removal necessary for fuse-link replacement
- Fully insulated from the rear
- Suitable for use in equipment according to IEC/UL 62368-1

Other versions on request

- Line switch with other rocker marking

References

Alternative: version with line filter [Felcom 54](#)

Weblinks

[pdf data sheet](#), [html datasheet](#), [General Product Information](#), [Approvals](#), [Distributor-Stock-Check](#), [Accessories](#), [Detailed request for product](#)

Technical Data

Ratings IEC	10A / 250VAC; 50Hz
Ratings UL/CSA	10A / 250VAC; 60Hz
	15 A / 250 VAC 60 Hz without fuse holder
Allowable Operation Temperature	-25°C to 70°C
Protection against electric shock	Suitable for appliances with protection class I acc. to IEC 61140
Terminal	Solder terminals 3.5 x 0.8 mm or quick connect terminals 6.3 x 0.8 mm , tin-plated
Panel Thickness S	Snap-in: 1/1.2/1.5/2/2.5/3 mm
Material: Housing	Thermoplastic, black, UL 94V-0

Appliance inlet/-outlet	C14 acc. to IEC 60320-1 and F acc. to UL 60320-1, CSA C22.2 no. 60320-1 (for cold conditions) pin-temperature 70 °C, 10A, Protection Class I
Fuseholder	1 or 2 pole, Shocksafe category PC2 acc. to IEC 60127-6, for fuse-links 5 x 20mm
Rated Power Acceptance @ Ta 23 °C	5 x 20: 2W (1 pole)/ 1.6W (2-pole) per pole
Power Acceptance @ Ta > 23°C	Admissible power acceptance at higher ambient temperature see derating curves
Line Switch	Rocker switch 2-pole, non-illuminated, IEC 61058-1 Technical Details

Approvals and Compliances



Detailed information on product approvals, code requirements, usage instructions and detailed test conditions can be looked up in [Details about Approvals](#)

SCHURTER products are designed for use in industrial environments. They have approvals from independent testing bodies according to national and international standards. Products with specific characteristics and requirements such as required in the automotive sector according to IATF 16949, medical technology according to ISO 13485 or in the aerospace industry can be offered exclusively with customer-specific, individual agreements by SCHURTER.

Approvals






The approval mark is used by the testing authorities to certify compliance with the safety requirements placed on electronic products.

Approval Reference Type: Felcom 64

Approval Logo	Certificates	Certification Body	Description
	VDE Approvals	VDE	Certificate Number: 40028094
	UL Approvals	UL	UL File Number: E93617




Product standards

Product standards that are referenced

Organization	Design	Standard	Description
	Designed according to	IEC 60320-1	Appliance couplers for household and similar general purposes
	Designed according to	IEC 60127-6	Miniature fuses. Part 6. Fuse-holders for miniature fuse-links
	Designed according to	IEC 61058-1	Switches for appliances. Part 1. General requirements
	Designed according to	UL 60320-1	Standard for Attachment Plugs and Receptacles
	Designed according to	CSA C22.2 no. 60320-1	General Use Receptacles, Attachment Plugs, and Similar Wiring Devices







Application standards

Application standards where the product can be used

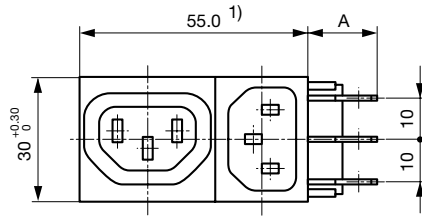
Organization	Design	Standard	Description
	Designed for applications acc.	IEC/UL 62368-1	IEC 62368-1 includes the basic requirements for safety of audio, video, information technology and office equipment.
	Designed for applications acc.	IEC 60601-1	Medical electrical equipment - Part 1: General requirements for basic safety and essential performance
	Designed for applications acc.	IEC 60335-1	Safety of electrical appliances for household and similar purposes. Meets the requirements for appliances in unattended use. This includes the enhanced requirements of glow wire tests acc. to IEC 60695-2-11 or -12 & -13.

Compliances

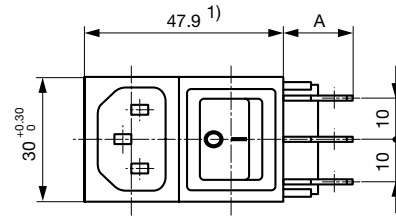
The product complies with following Guide Lines

Identification	Details	Initiator	Description
	CE declaration of conformity	SCHURTER AG	The CE marking declares that the product complies with the applicable requirements laid down in the harmonisation of Community legislation on its affixing in accordance with EU Regulation 765/2008.
	RoHS	SCHURTER AG	Directive RoHS 2011/65/EU, Amendment (EU) 2015/863
	China RoHS	SCHURTER AG	The law SJ / T 11363-2006 (China RoHS) has been in force since 1 March 2007. It is similar to the EU directive RoHS.
	REACH	SCHURTER AG	On 1 June 2007, Regulation (EC) No 1907/2006 on the Registration, Evaluation, Authorization and Restriction of Chemicals 1 (abbreviated as "REACH") entered into force.
	White Paper Glow wire test	SCHURTER AG	Meets the requirements of IEC 60335-1 for appliances in unattended use. This includes the enhanced requirements of glow wire tests acc. to IEC 60695-2-11 or -12 & -13.
	Medical Technology	SCHURTER AG	Suitable for use in medical equipment according to IEC/UL 60601-1

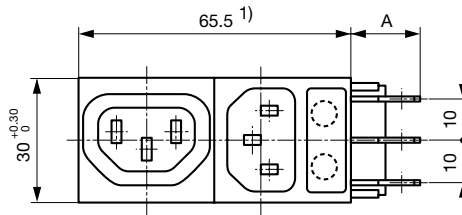
Dimensions [mm]



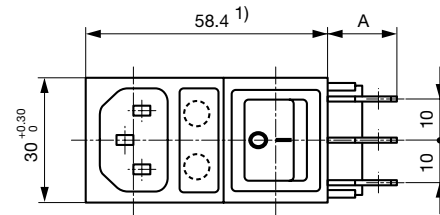
Variants 6421.005X.XX
 Mounting hole: $53.6+0,2 \times 27.6+0,2$
 A: Quick-connect terminal 6.3x0.8 mm: 17.1 mm
 A: Solder terminal 3.5x0.8 mm: 12.3 mm



Variants 6422.005X.XX
 Mounting hole: $46.7+0,2 \times 27.6+0,2$
 A: Quick-connect terminal 6.3x0.8 mm: 18.1 mm
 A: Solder terminal 3.5x0.8 mm: 13.3 mm
 S: Panel thickness



Variants 6423.0X5X.XX
 Mounting hole: $65.5+0,2 \times 27.6+0,2$
 A: Quick-connect terminal 6.3x0.8 mm: 18.15 mm
 A: Solder terminal 3.5x0.8 mm: 13.35 mm



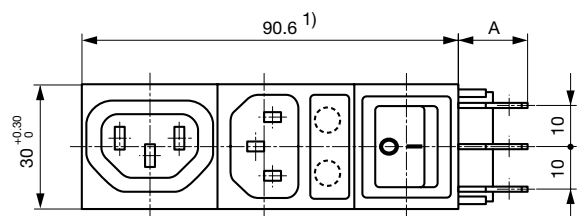
Variants 6424.0X5X.XX
 Mounting hole: $57+0,2 \times 27.6+0,2$
 A: Quick-connect terminal 6.3x0.8 mm: 18.1 mm
 A: Solder terminal 3.5x0.8 mm: 13.3 mm
 S: Panel thickness



Variants 6431.005X.XX
 Mounting hole: $80.1 \text{ 0/+0.2} \times 27.6 \text{ 0/+0.2}$
 A: Quick-connect terminal 6.3x0.8 mm: 18.1 mm
 A: Solder terminal 3.5x0.8 mm: 13.3 mm
 S: Panel thickness



Variants 6432.0X5X.XX
 Mounting hole: $90.6+0,2 \times 27.6+0,2$
 A: Quick-connect terminal 6.3x0.8 mm: 18.1 mm
 A: Solder terminal 3.5x0.8 mm: 13.3 mm
 S: Panel thickness



1) In an uninstalled state the total length of the combinations may be slightly bigger than the nominal dimension. However, they can always be installed in the specified mounting cutouts.

Diagrams



Derating Curves

1-pole



2-pole



All Variants

Type	Connectors	Connector	Line Switch	Fuseholder	connection type	Panel Thickness s [mm]	Order Number
Felcom 64	C14	-	-	-	Solder terminals 3.5 x 0.8 mm	1.5	6455.0051.15
Felcom 64	C14	-	2-pole	-	Quick connect terminals 6.3 x 0.8 mm	1.0	6422.0053.10
Felcom 64	C14	-	2-pole	-	Quick connect terminals 6.3 x 0.8 mm	1.2	6422.0053.12
Felcom 64	C14	-	2-pole	-	Quick connect terminals 6.3 x 0.8 mm	1.5	6422.0053.15
Felcom 64	C14	-	2-pole	-	Quick connect terminals 6.3 x 0.8 mm	2.0	6422.0053.20
Felcom 64	C14	-	2-pole	-	Quick connect terminals 6.3 x 0.8 mm	2.5	6422.0053.25
Felcom 64	C14	-	2-pole	-	Quick connect terminals 6.3 x 0.8 mm	3.0	6422.0053.30
Felcom 64	C14	-	2-pole	-	Solder terminals 3.5 x 0.8 mm	1.2	6422.0051.12
Felcom 64	C14	-	2-pole	-	Solder terminals 3.5 x 0.8 mm	1.5	6422.0051.15
Felcom 64	C14	-	2-pole	1-pole	Quick connect terminals 6.3 x 0.8 mm	1.0	6424.0153.10
Felcom 64	C14	-	2-pole	1-pole	Quick connect terminals 6.3 x 0.8 mm	1.2	6424.0153.12
Felcom 64	C14	-	2-pole	1-pole	Quick connect terminals 6.3 x 0.8 mm	1.5	6424.0153.15
Felcom 64	C14	-	2-pole	1-pole	Quick connect terminals 6.3 x 0.8 mm	2.0	6424.0153.20
Felcom 64	C14	-	2-pole	1-pole	Quick connect terminals 6.3 x 0.8 mm	2.5	6424.0153.25
Felcom 64	C14	-	2-pole	1-pole	Quick connect terminals 6.3 x 0.8 mm	3.0	6424.0153.30
Felcom 64	C14	-	2-pole	1-pole	Solder terminals 3.5 x 0.8 mm	1.0	6424.0151.10
Felcom 64	C14	-	2-pole	1-pole	Solder terminals 3.5 x 0.8 mm	1.2	6424.0151.12

Type	Connectors	Connector	Line Switch	Fuseholder	connection type	Panel Thickness s [mm]	Order Number
Felcom 64	C14	-	2-pole	1-pole	Solder terminals 3.5 x 0.8 mm	1.5	6424.0151.15
Felcom 64	C14	-	2-pole	1-pole	Solder terminals 3.5 x 0.8 mm	2.0	6424.0151.20
Felcom 64	C14	-	2-pole	1-pole	Solder terminals 3.5 x 0.8 mm	3.0	6424.0151.30
Felcom 64	C14	-	2-pole	2-pole	Quick connect terminals 6.3 x 0.8 mm	1.0	6424.0253.10
Felcom 64	C14	-	2-pole	2-pole	Quick connect terminals 6.3 x 0.8 mm	1.2	6424.0253.12
Felcom 64	C14	-	2-pole	2-pole	Quick connect terminals 6.3 x 0.8 mm	1.5	6424.0253.15
Felcom 64	C14	-	2-pole	2-pole	Quick connect terminals 6.3 x 0.8 mm	2.0	6424.0253.20
Felcom 64	C14	-	2-pole	2-pole	Quick connect terminals 6.3 x 0.8 mm	2.5	6424.0253.25
Felcom 64	C14	-	2-pole	2-pole	Quick connect terminals 6.3 x 0.8 mm	3.0	6424.0253.30
Felcom 64	C14	-	2-pole	2-pole	Solder terminals 3.5 x 0.8 mm	1.0	6424.0251.10
Felcom 64	C14	-	2-pole	2-pole	Solder terminals 3.5 x 0.8 mm	1.2	6424.0251.12
Felcom 64	C14	-	2-pole	2-pole	Solder terminals 3.5 x 0.8 mm	1.5	6424.0251.15
Felcom 64	C14	-	2-pole	2-pole	Solder terminals 3.5 x 0.8 mm	2.0	6424.0251.20
Felcom 64	C14	-	2-pole	2-pole	Solder terminals 3.5 x 0.8 mm	2.5	6424.0251.25
Felcom 64	C14	-	2-pole	2-pole	Solder terminals 3.5 x 0.8 mm	3.0	6424.0251.30
Felcom 64	C14	-	2-pole	2-pole	Solder terminals 3.5 x 0.8 mm or quick connect terminals 6.3 x 0.8 mm	3.0	6424.0250.30
Felcom 64	C14	F	-	-	Quick connect terminals 6.3 x 0.8 mm	1.2	6421.0053.12
Felcom 64	C14	F	-	-	Quick connect terminals 6.3 x 0.8 mm	1.5	6421.0053.15
Felcom 64	C14	F	-	-	Quick connect terminals 6.3 x 0.8 mm	2.0	6421.0053.20
Felcom 64	C14	F	-	-	Quick connect terminals 6.3 x 0.8 mm	2.5	6421.0053.25
Felcom 64	C14	F	-	-	Quick connect terminals 6.3 x 0.8 mm	3.0	6421.0053.30
Felcom 64	C14	F	-	-	Solder terminals 3.5 x 0.8 mm	1.0	6421.0051.10
Felcom 64	C14	F	-	1-pole	Quick connect terminals 6.3 x 0.8 mm	1.2	6423.0153.12
Felcom 64	C14	F	-	1-pole	Quick connect terminals 6.3 x 0.8 mm	1.5	6423.0153.15
Felcom 64	C14	F	-	1-pole	Quick connect terminals 6.3 x 0.8 mm	2.0	6423.0153.20
Felcom 64	C14	F	-	1-pole	Solder terminals 3.5 x 0.8 mm	1.5	6423.0151.15
Felcom 64	C14	F	-	1-pole	Solder terminals 3.5 x 0.8 mm	2.5	6423.0151.25
Felcom 64	C14	F	-	1-pole	Solder terminals 3.5 x 0.8 mm	3.0	6423.0151.30
Felcom 64	C14	F	-	2-pole	Quick connect terminals 6.3 x 0.8 mm	1.0	6423.0253.10
Felcom 64	C14	F	-	2-pole	Quick connect terminals 6.3 x 0.8 mm	1.5	6423.0253.15
Felcom 64	C14	F	-	2-pole	Quick connect terminals 6.3 x 0.8 mm	2.0	6423.0253.20
Felcom 64	C14	F	-	2-pole	Quick connect terminals 6.3 x 0.8 mm	3.0	6423.0253.30
Felcom 64	C14	F	-	2-pole	Solder terminals 3.5 x 0.8 mm	1.5	6423.0251.15
Felcom 64	C14	F	-	2-pole	Solder terminals 3.5 x 0.8 mm	2.5	6423.0251.25
Felcom 64	C14	F	-	2-pole	Solder terminals 3.5 x 0.8 mm	3.0	6423.0251.30
Felcom 64	C14	F	2-pole	-	Quick connect terminals 6.3 x 0.8 mm	1.5	6431.0053.15
Felcom 64	C14	F	2-pole	-	Quick connect terminals 6.3 x 0.8 mm	2.0	6431.0053.20
Felcom 64	C14	F	2-pole	-	Quick connect terminals 6.3 x 0.8 mm	3.0	6431.0053.30
Felcom 64	C14	F	2-pole	-	Solder terminals 3.5 x 0.8 mm	1.0	6431.0051.10
Felcom 64	C14	F	2-pole	-	Solder terminals 3.5 x 0.8 mm	1.5	6431.0051.15
Felcom 64	C14	F	2-pole	-	Solder terminals 3.5 x 0.8 mm	2.0	6431.0051.20
Felcom 64	C14	F	2-pole	-	Solder terminals 3.5 x 0.8 mm	2.5	6431.0051.25
Felcom 64	C14	F	2-pole	1-pole	Quick connect terminals 6.3 x 0.8 mm	1.0	6432.0153.10
Felcom 64	C14	F	2-pole	1-pole	Quick connect terminals 6.3 x 0.8 mm	1.5	6432.0153.15
Felcom 64	C14	F	2-pole	1-pole	Quick connect terminals 6.3 x 0.8 mm	2.0	6432.0153.20
Felcom 64	C14	F	2-pole	1-pole	Quick connect terminals 6.3 x 0.8 mm	2.5	6432.0153.25
Felcom 64	C14	F	2-pole	1-pole	Quick connect terminals 6.3 x 0.8 mm	3.0	6432.0153.30

Type	Connectors	Connector	Line Switch	Fuseholder	connection type	Panel Thickness s [mm]	Order Number
Felcom 64	C14	F	2-pole	1-pole	Solder terminals 3.5 x 0.8 mm	1.5	6432.0151.15
Felcom 64	C14	F	2-pole	2-pole	Quick connect terminals 6.3 x 0.8 mm	1.0	6432.0253.10
Felcom 64	C14	F	2-pole	2-pole	Quick connect terminals 6.3 x 0.8 mm	1.2	6432.0253.12
Felcom 64	C14	F	2-pole	2-pole	Quick connect terminals 6.3 x 0.8 mm	1.5	6432.0253.15
Felcom 64	C14	F	2-pole	2-pole	Quick connect terminals 6.3 x 0.8 mm	2.0	6432.0253.20
Felcom 64	C14	F	2-pole	2-pole	Quick connect terminals 6.3 x 0.8 mm	3.0	6432.0253.30
Felcom 64	C14	F	2-pole	2-pole	Solder terminals 3.5 x 0.8 mm	1.0	6432.0251.10
Felcom 64	C14	F	2-pole	2-pole	Solder terminals 3.5 x 0.8 mm	1.5	6432.0251.15
Felcom 64	C14	F	2-pole	2-pole	Solder terminals 3.5 x 0.8 mm	2.0	6432.0251.20
Felcom 64	C14	F	2-pole	2-pole	Solder terminals 3.5 x 0.8 mm	3.0	6432.0251.30
Felcom 64	C14	F	2-pole	2-pole	Solder terminals 3.5 x 0.8 mm or quick connect terminals 6.3 x 0.8 mm	2.5	6432.0250.25

Most Popular.

Availability for all products can be searched real-time: <https://www.schurter.com/en/Stock-Check/Stock-Check-SCHURTER>

Packaging unit 10 Pcs

Accessories

Description



[Cord retaining kits](#)
 Cord retaining strain relief

Flat head, A	4700.0001
Flat head, E	4700.0005
Flat head, G	4700.0007

Mating Inlets/Plugs

Category / Description

[Plug Overview complete](#)



4732, Mounting: Power Cord, Plug: IEC E, Cable	4732
4735, Mounting: Power Cord, Plug: IEC E, Cable	4735
9009, Mounting: Plug: IEC E, Screw clamps	9009
4733, Mounting: Power Cord, Plug: IEC E, Cable	4733
4736, Mounting: Power Cord, Plug: IEC E, Cable	4736
Plug further types to Felcom 64	...

Mating Outlets/Connectors

[Appliance Outlet Overview complete](#)



4787, Mounting: Screw-on mounting, Appliance Outlet: IEC Solder terminals, 10 A, Suitable for appliances with protection class I	4787
4788, Mounting: Snap-in version, Appliance Outlet: IEC Solder terminals or quick connect terminals, 10 A, Suitable for appliances with protection class I	4788
IEC Appliance Outlet F or H, Screw-on Mounting, Front Side, Solder, PCB or Quick-connect Terminal	5091

[Appliance Outlet further types to Felcom 64](#)



[Connector Overview complete](#)

4782 Mounting: Power Cord, 3 x 1 mm ² / 3 x 18 AWG, Cable, Connector: IEC C13	4782
4785 Mounting: Power Cord, 3 x 1 mm ² / 3 x 18 AWG, Cable, Connector: IEC C13	4785
4012 Mounting: Power Supply Cord, 3 x 1 mm ² , Screw clamps, Connector: IEC C13	4012
4300-06 Mounting: Power Cord, 3 x 1 mm ² / 3 x 18 AWG, Cable, Connector: IEC C13	4300-06
4781 Mounting: Power Cord, 3 x 1 mm ² / 3 x 18 AWG, Cable, Connector: IEC C15	4781
Connector further types to Felcom 64	...



Компания «ЭлектроПласт» предлагает заключение долгосрочных отношений при поставках импортных электронных компонентов на взаимовыгодных условиях!

Наши преимущества:

- Оперативные поставки широкого спектра электронных компонентов отечественного и импортного производства напрямую от производителей и с крупнейших мировых складов;
- Поставка более 17-ти миллионов наименований электронных компонентов;
- Поставка сложных, дефицитных, либо снятых с производства позиций;
- Оперативные сроки поставки под заказ (от 5 рабочих дней);
- Экспресс доставка в любую точку России;
- Техническая поддержка проекта, помощь в подборе аналогов, поставка прототипов;
- Система менеджмента качества сертифицирована по Международному стандарту ISO 9001;
- Лицензия ФСБ на осуществление работ с использованием сведений, составляющих государственную тайну;
- Поставка специализированных компонентов (Xilinx, Altera, Analog Devices, Intersil, Interpoint, Microsemi, Aeroflex, Peregrine, Syfer, Eurofarad, Texas Instrument, Miteq, Cobham, E2V, MA-COM, Hittite, Mini-Circuits, General Dynamics и др.);

Помимо этого, одним из направлений компании «ЭлектроПласт» является направление «Источники питания». Мы предлагаем Вам помощь Конструкторского отдела:

- Подбор оптимального решения, техническое обоснование при выборе компонента;
- Подбор аналогов;
- Консультации по применению компонента;
- Поставка образцов и прототипов;
- Техническая поддержка проекта;
- Защита от снятия компонента с производства.



Как с нами связаться

Телефон: 8 (812) 309 58 32 (многоканальный)

Факс: 8 (812) 320-02-42

Электронная почта: org@eplast1.ru

Адрес: 198099, г. Санкт-Петербург, ул. Калинина, дом 2, корпус 4, литера А.