

Through-hole Mounting DIP Switch with High Environmental Resistance by Sealed Construction




- Sealed structure equivalent to IP64 (IEC-60529) prevents flux penetration and provides high contact reliability even in dusty locations and locations where water is used.
- Smooth, sure switching action enables comfortable operation.
- Gold-plated twin contacts ensure high reliability.



RoHS Compliant

List of Models

Tube packaging (Slide)/ Unit box (Piano)

| Type | Slide | | | | Piano | |
|--------------|-------------------|---|-------------------|--|-----------------------|---|
| | Flat actuator | | Raised actuator | | | |
| | Quantity per tube |  | Quantity per tube |  | Quantity per Unit box |  |
| No. of poles | | | | | | |
| 2 | 73 | A6D-2100 | 73 | A6D-2103 | 100 | A6DR-2100 |
| 3 | 54 | A6D-3100 | 54 | A6D-3103 | — | — |
| 4 | 43 | A6D-4100 | 43 | A6D-4103 | 50 | A6DR-4100 |
| 5 | 35 | A6D-5100 | 35 | A6D-5103 | — | — |
| 6 | 30 | A6D-6100 | 30 | A6D-6103 | 50 | A6DR-6100 |
| 7 | 26 | A6D-7100 | 26 | A6D-7103 | — | — |
| 8 | 23 | A6D-8100 | 23 | A6D-8103 | 50 | A6DR-8100 |
| 9 | 20 | A6D-9100 | 20 | A6D-9103 | — | — |
| 10 | 19 | A6D-0100 | 19 | A6D-0103 | 50 | A6DR-0100 |

Note: 1. Order in multiples of the package quantity.

2. Contact your OMRON sales representatives to request special markings or designations.

Ratings/Characteristics

| | | |
|---|---|--------------------------------------|
| Rating (resistive load) | 30 mA at 30 VDC 10 μ A (minimum current) at 3.5 VDC | |
| Ambient operating temperature | -20 to +70°C at 60% max. (with no icing or condensation) | |
| Ambient operating humidity | 35% to 95% (at +5 to +35°C) | |
| Insulation resistance | 100 M Ω min. (at 250 VDC with insulation tester) | |
| Contact resistance (initial value) | 100 m Ω max. | |
| Dielectric strength | Between terminals | 500 VAC for 1 min |
| Vibration resistance | Malfunction | 10 to 55 Hz, 1.5-mm double amplitude |
| Shock resistance | Malfunction | 300 m/s ² min. |
| Durability | Electrical | 2,000 operations min. |
| Washing | Possible | |
| Degree of protection | Internally sealed (IEC IP64 equivalency) | |
| Operating force | 0.29 to 4.9 N {30 to 500 gf} | |
| Weight | Slide: 0.28 g (2 poles), 0.45 g (4 poles), 0.65 g (6 poles), 0.80 g (8 poles), 1.0 g (10 poles) Piano: 0.53 g (2 poles), 0.8 g (4 poles), 1.2 g (6 poles), 1.7 g (8 poles), 2.2 g (10 poles) | |

■Dimensions (Unit: mm)

Slide

● Flat Actuator

A6D-□100




Flat Actuator

Raised Actuator



● Raised Actuator

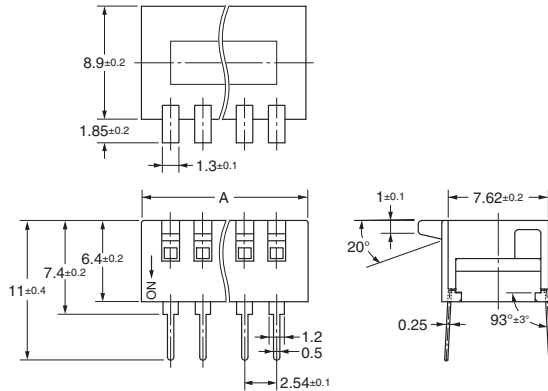

A6D-□103



| No. of poles | Model | | Dimension A±0.2 |
|--------------|---------------|-----------------|-----------------|
| | Flat Actuator | Raised Actuator | |
| 2 | A6D-2100 | A6D-2103 | 7.1 |
| 3 | A6D-3100 | A6D-3103 | 9.7 |
| 4 | A6D-4100 | A6D-4103 | 12.2 |
| 5 | A6D-5100 | A6D-5103 | 14.7 |
| 6 | A6D-6100 | A6D-6103 | 17.3 |
| 7 | A6D-7100 | A6D-7103 | 19.8 |
| 8 | A6D-8100 | A6D-8103 | 22.4 |
| 9 | A6D-9100 | A6D-9103 | 24.9 |
| 10 | A6D-0100 | A6D-0103 | 27.4 |

Piano

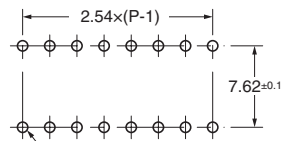
A6DR-□100



| No. of poles | Model | Dimension A±0.2 |
|--------------|-----------|-----------------|
| 2 | A6DR-2100 | 7.1 |
| 4 | A6DR-4100 | 12.2 |
| 6 | A6DR-6100 | 17.3 |
| 8 | A6DR-8100 | 22.4 |
| 10 | A6DR-0100 | 27.4 |

PCB Dimensions (Reference)
(Top View)

(Single-sided PCB, t=1.2 to 1.6)



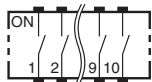
0.8 dia. (min.) holes * P: Number of Poles

* 0.9 dia. for automatic insertion.

Note: Unless otherwise specified, a tolerance of ±0.4 mm applies to all dimensions.

■Internal Connections

Contact Form (Top View)



■Precautions

Be sure to read the Safety precautions common to all DIP Switches for correct use.

- Application examples provided in this document are for reference only. In actual applications, confirm equipment functions and safety before using the product.
- Consult your OMRON representative before using the product under conditions which are not described in the manual or applying the product to nuclear control systems, railroad systems, aviation systems, vehicles, combustion systems, medical equipment, amusement machines, safety equipment, and other systems or equipment that may have a serious influence on lives and property if used improperly. Make sure that the ratings and performance characteristics of the product provide a margin of safety for the system or equipment, and be sure to provide the system or equipment with double safety mechanisms.

Note: Do not use this document to operate the Unit.

OMRON Corporation
Electronic and Mechanical Components Company

Contact: www.omron.com/ecb

Cat. No. A052-E1-08
0117(0207)(O)

Mouser Electronics

Authorized Distributor

Click to View Pricing, Inventory, Delivery & Lifecycle Information:

Omron:

[A6DR-4100](#) [A6D-0100](#) [A6D-6100](#) [A6D-8100](#) [A6D-8103](#) [A6DR-8100](#) [A6DR-0100](#) [A6D-4100](#) [A6D-4103](#) [A6DR-6100](#) [A6D-2100](#) [A6D-2103](#) [A6D-3103](#) [A6D-5100](#) [A6D-7100](#) [A6D-7103](#) [A6D-9103](#)



Компания «ЭлектроПласт» предлагает заключение долгосрочных отношений при поставках импортных электронных компонентов на взаимовыгодных условиях!

Наши преимущества:

- Оперативные поставки широкого спектра электронных компонентов отечественного и импортного производства напрямую от производителей и с крупнейших мировых складов;
- Поставка более 17-ти миллионов наименований электронных компонентов;
- Поставка сложных, дефицитных, либо снятых с производства позиций;
- Оперативные сроки поставки под заказ (от 5 рабочих дней);
- Экспресс доставка в любую точку России;
- Техническая поддержка проекта, помощь в подборе аналогов, поставка прототипов;
- Система менеджмента качества сертифицирована по Международному стандарту ISO 9001;
- Лицензия ФСБ на осуществление работ с использованием сведений, составляющих государственную тайну;
- Поставка специализированных компонентов (Xilinx, Altera, Analog Devices, Intersil, Interpoint, Microsemi, Aeroflex, Peregrine, Syfer, Eurofarad, Texas Instrument, Miteq, Cobham, E2V, MA-COM, Hittite, Mini-Circuits, General Dynamics и др.);

Помимо этого, одним из направлений компании «ЭлектроПласт» является направление «Источники питания». Мы предлагаем Вам помощь Конструкторского отдела:

- Подбор оптимального решения, техническое обоснование при выборе компонента;
- Подбор аналогов;
- Консультации по применению компонента;
- Поставка образцов и прототипов;
- Техническая поддержка проекта;
- Защита от снятия компонента с производства.



Как с нами связаться

Телефон: 8 (812) 309 58 32 (многоканальный)

Факс: 8 (812) 320-02-42

Электронная почта: org@eplast1.ru

Адрес: 198099, г. Санкт-Петербург, ул. Калинина, дом 2, корпус 4, литера А.