

# Operator Interface NT2S

## Powerful and Compact Alphanumeric Operator Interface

- High visibility LED backlit LCD display shows 2 lines of 16 characters.
- Choose either a programmable or PLC message display model.
- 6 or 8 function keys available for screen and project level assignment.
- Easy numeric entry using arrow or numeric keypad.
- Two bit-assignable LED indicators on 6-F key models.
- Power from PLC peripheral port or external 24 VDC power.
- Password protect any programmable function key.
- Bar graph display.
- cULus and CE approvals, Class I, Division 2 ratings for all models.
- IP65 enclosure rating.
- Programming software available FREE in the Products section of our web site at [www.omron.com/oei](http://www.omron.com/oei).



## Ordering Information

Description	Model
6 function key, 2x16 character LCD, Programmable, RTC, external 24 VDC	NT2S-SF121B-EV2
6 function key, 2x16 character LCD, Programmable, 5 VDC	NT2S-SF122B-EV2
6 function key, 2x16 character LCD, PLC ASCII-based program, 5 VDC	NT2S-SF123B-EV2
8 function key+numpad, 2x16 character LCD, Programmable, RTC, external 24 VDC	NT2S-SF125B-E
8 function key+numpad, 2x16 character LCD, Programmable, 5 VDC	NT2S-SF126B-E
8 function key+numpad, 2x16 character LCD, PLC ASCII-based program, 5 VDC	NT2S-SF127B-E
2 m Cable SF121 model - 9-PIN to PLC peripheral (CPM1A, CPM2A)	NT2S-CN212
5 m Cable SF121 model - 9-PIN to PLC peripheral (CPM1A, CPM2A)	NT2S-CN215
2 m Cable SF121 model - 9-PIN to PLC mini-peripheral (CPM2C, CQM1H, CJ1, CS1)	NT2S-CN223-V1
2 m Cable SF122/SF123 model - 9-PIN to PLC peripheral (CPM1A, CPM2A)	NT2S-CN222-V1
5 m Cable SF122/SF123 model - 9-PIN to PLC peripheral (CPM1A, CPM2A)	NT2S-CN225-V1
2 m Cable SF122/SF123 model - 9-PIN to PLC mini-peripheral (CPM2C, CQM1H, CJ1, CS1)	NT2S-CN224-V1
2 m Cable SF121 model - 9-PIN to DH485 network	NT2S-CN212-485
2 m Programming Cable - PC to NT2S-SF121/SF122 models	C200H-CN229-EU

# Specifications

Note: Where applicable, specifications for part numbers in parentheses will be given in parentheses.

## ■ Features

Item	NT2S-SF121B-EV2 (NT2S-SF125-E)	NT2S-SF122B-EV2 (NT2S-SF126-E)	NT2S-SF123B-EV2 (NT2S-SF127-E)
Programming package	Windows® Software Package NT2ST		Not programmable
ASCII controlled messages	--		ASCII in PLC registers is displayed on the NT2S screen. Pointer in PLC memory tells NT2S which register to display. Pointers placed in that PLC register point to data value to be displayed
Multi-vendor support	Omron, Allen-Bradley Micrologix and SLC 5/0x, GE Micro, Modicon, Keyence KV Series, Toshiba T Series, Koyo 305, 405 and DL205 Series	--	
Memory	Type EEPROM: 8K (24K)		
Enclosure ratings	IP65		
Standards	cULus, CE, Class I Div 2		
Ambient operating rating	0° to 50°C		
Storage temperature	-20°C to 60°C		
Ambient operating humidity	35% to 85% with no condensation		
Ambient operating environment	No corrosive gases		
Power: Supplied voltage and power consumption	1.5W @ 24 VDC	0.75W @ 5 VDC	
Weight	400 g		
Panel fitting	2 clamps		
Face dimensions: dimensions of front bezel	109W x 60H mm (107W x 107H mm)		
Rear unit dimensions: dimensions of portion that enters the panel	91W x 44H x 28D mm (91W x 91H x 26D mm)		
Recommended panel cutout dimensions	92W x 45H mm (92W x 92H mm)		

## ■ Display

Item	NT2S-SF121B-EV2 (NT2S-SF125-E)	NT2S-SF122B-EV2 (NT2S-SF126-E)	NT2S-SF123B-EV2 (NT2S-SF127-E)
Display: lines x characters	2 x 16		
Character height	4.35 mm		
Backlit	LED		
Effective display area	60 x 13 mm		
Indicators	Red and green LED indicators (N/A)		
Number of screens: Max number of screens if only text messages are used for each screen. Adding function keys, scrolling messages, etc. decreases the capacity.	250 (750)		
Data format	HEX, BCD, OCT, BIN, signed, unsigned		Controlled by PLC

## ■ Function Keys

Item	NT2S-SF121B-EV2 (NT2S-SF125-E)	NT2S-SF122B-EV2 (NT2S-SF126-E)	NT2S-SF123B-EV2 (NT2S-SF127-E)
Available function keys: Number of user programmable function keys	6 (8)		6 (8) fixed function
Global function key program	Function key can be programmed for global functions. key program is effective throughout the NT2S program. Local program can override.		N/A
Local function key program	Function key can be programmed uniquely for each screen		N/A
Function key binary action	Momentary, toggle on, toggle off, set on, set off		N/A
Function key numeric action	Set constant value, increment or decrement by a constant value to PLC register		N/A
Numeric entry: Special screen allows numeric entry into one formatted field which is assigned to a PLC memory location.	Arrow keys, Enter, Clear (Numpad, Enter, Clear)		
Function key screen	Global function key actions can be linked to a function key screen that displays upon activation of that function key. This can be used to confirm function key.		N/A
Password protect any key	Password can be activated for any function key		N/A

## ■ Communications

Item	NT2S-SF121B-EV2 (NT2S-SF125-E)	NT2S-SF122B-EV2 (NT2S-SF126-E)	NT2S-SF123B-EV2 (NT2S-SF127-E)
COM port 1: Programming and printing port	DB9 connector, RS-232 port		N/A
COM port 2: Host PLC communications	DB9 connector, CMOS/RS-232 port		N/A

## ■ Special Functions

Item	NT2S-SF121B-EV2 (NT2S-SF125-E)	NT2S-SF122B-EV2 (NT2S-SF126-E)	NT2S-SF123B-EV2 (NT2S-SF127-E)
Real time clock	2-digit year, month, date, hour, minute, second	N/A	
2 user definable LEDs	Red and green LED on -EV2 models can be controlled from PLC (N/A on -E models)		
Scrolling messages	Scroll messages up to 256 characters		N/A
Flashing display	Specify for backlight to flash		N/A
Minimum display time	Define minimum display time for a screen		N/A
Screen chaining	Chained screen will display in sequential fashion, each displaying for the set minimum display time		N/A
Link screen	Create a list of screens that can be navigated using the NEXT (F1) and PREVIOUS (F2) keys		N/A
Bar graph display	Display numeric values as a bar graph		

## ■ Print Functions

Item	NT2S-SF121B-EV2 (NT2S-SF125-E)	NT2S-SF122B-EV2 (NT2S-SF126-E)	NT2S-SF123B-EV2 (NT2S-SF127-E)
Print screen	Configure serial communications port to communicate with a printer. Print screen text and displayed PLC data values can be printed		--

# Operations

## ■ NT2S-SF121B-EV2 NT2S-SF125B-E

### Key Features

- Unit programmed with Windows®-based software included with each unit at no charge.
- 24 VDC from external power supply.
- Real time clock - year, month, date, hour, minute, and second sent to specified PLC registers.
- Supports Omron PLCs.
- Supported multi-vendor PLCs
  - Omron Host Link
  - Allen-Bradley Mirologix and SLC 5/0X (DF1)
  - GE Micro
  - Modicon (Modbus Master)
  - Keyence KV Series
  - Toshiba T Series
  - Koyo 305, 405 and DL205 Series

## ■ NT2S-SF122B-EV2 NT2S-SF126B-E

### Key Features

- Unit Programmed with Windows®-based software included with each unit at no charge.
- 5 VDC power supplied by PLC peripheral support.
- For use with Omron PLCs.

## ■ NT2S-SF123B-EV2 NT2S-SF127B-E

### Key Features

This is not a typical message display. These message displays have function keys that provide data entry and screen changing capability. The unit displays ASCII characters that are stored in the PLC registers. The displayed data register is controlled by a command register which specifies the register number to be viewed. PLC registers can be programmed to display text or numeric values from other PLC memory locations using pointers. Numeric values displayed on screen can be modified by entering the DATA mode and using the up and down arrow function keys.

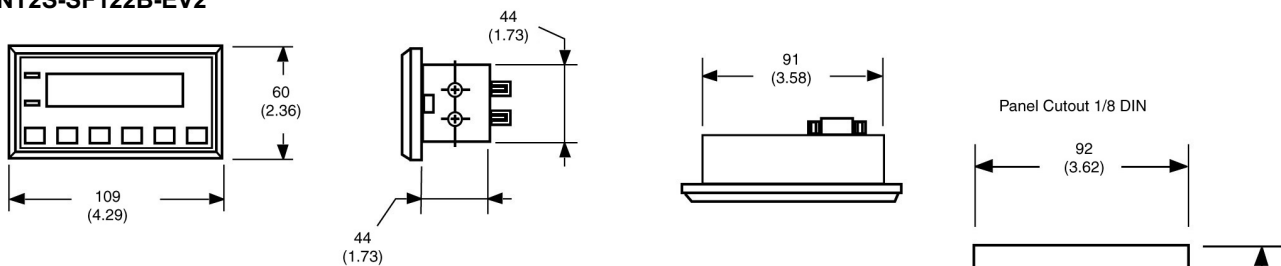
- 5 VDC power supplied by PLC peripheral port.
- Supports all Omron PLCs.
- Preset function keys allow navigation through PLC register, selection of data for modifications and entry of new values.

# Dimensions

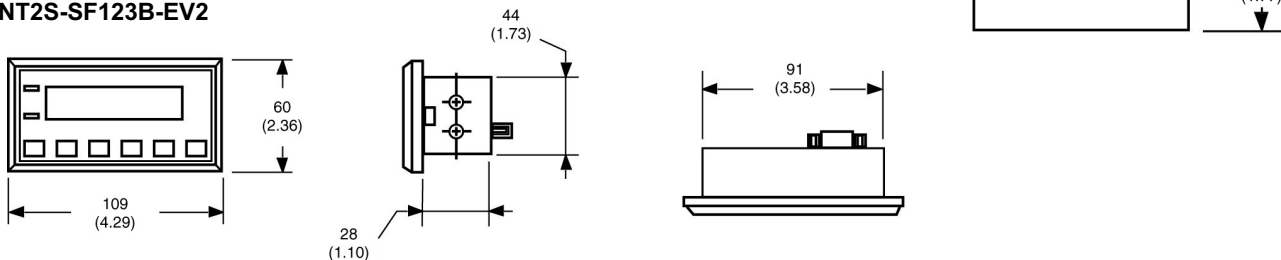
Unit: mm (inch)

## ■ Operator Interfaces

### NT2S-SF121B-EV2 NT2S-SF122B-EV2

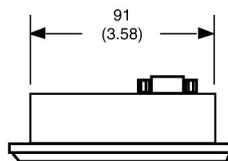
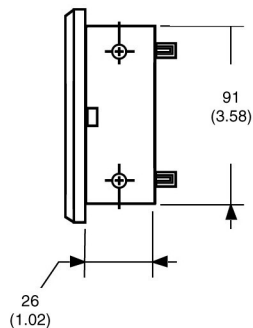
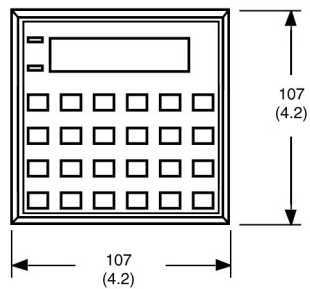


### NT2S-SF123B-EV2

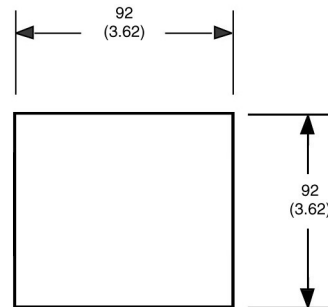


Unit: mm (inch)

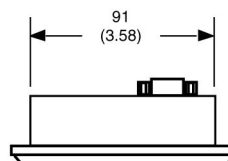
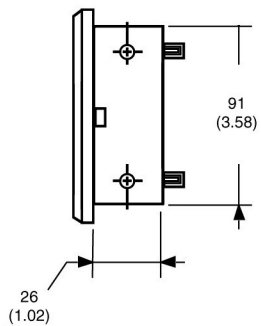
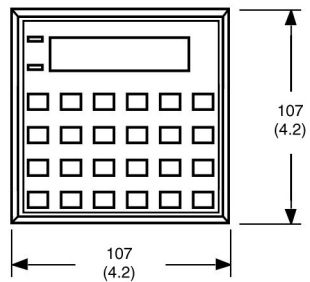
**NT2S-SF125B-E**  
**NT2S-SF126B-E**



Panel Cutout 1/8 DIN



**NT2S-SF127B-E**



ALL DIMENSIONS SHOWN ARE IN MILLIMETERS. To convert millimeters into inches, divide by 25.4



**OMRON ELECTRONICS LLC**

One Commerce Drive  
Schaumburg, IL 60173

**847-843-7900**

For US technical support or other inquiries:

**800-556-6766**

**OMRON CANADA, INC.**

885 Milner Avenue  
Toronto, Ontario M1B 5V8

**416-286-6465**

**OMRON ON-LINE**

Global - <http://www.omron.com>  
USA - <http://www.omron.com/oei>  
Canada - <http://www.omron.ca>

Cat. No. P09FAD2

01/03

Specifications subject to change without notice

Printed in USA



Компания «ЭлектроПласт» предлагает заключение долгосрочных отношений при поставках импортных электронных компонентов на взаимовыгодных условиях!

Наши преимущества:

- Оперативные поставки широкого спектра электронных компонентов отечественного и импортного производства напрямую от производителей и с крупнейших мировых складов;
- Поставка более 17-ти миллионов наименований электронных компонентов;
- Поставка сложных, дефицитных, либо снятых с производства позиций;
- Оперативные сроки поставки под заказ (от 5 рабочих дней);
- Экспресс доставка в любую точку России;
- Техническая поддержка проекта, помощь в подборе аналогов, поставка прототипов;
- Система менеджмента качества сертифицирована по Международному стандарту ISO 9001;
- Лицензия ФСБ на осуществление работ с использованием сведений, составляющих государственную тайну;
- Поставка специализированных компонентов (Xilinx, Altera, Analog Devices, Intersil, Interpoint, Microsemi, Aeroflex, Peregrine, Syfer, Eurofarad, Texas Instrument, Miteq, Cobham, E2V, MA-COM, Hittite, Mini-Circuits, General Dynamics и др.);

Помимо этого, одним из направлений компании «ЭлектроПласт» является направление «Источники питания». Мы предлагаем Вам помощь Конструкторского отдела:

- Подбор оптимального решения, техническое обоснование при выборе компонента;
- Подбор аналогов;
- Консультации по применению компонента;
- Поставка образцов и прототипов;
- Техническая поддержка проекта;
- Защита от снятия компонента с производства.



#### Как с нами связаться

**Телефон:** 8 (812) 309 58 32 (многоканальный)

**Факс:** 8 (812) 320-02-42

**Электронная почта:** [org@eplast1.ru](mailto:org@eplast1.ru)

**Адрес:** 198099, г. Санкт-Петербург, ул. Калинина, дом 2, корпус 4, литера А.