

## Surface Mount Multilayer Ceramic Chip Capacitors for High Frequency



### FEATURES

- Case size 0402, 0603, 0805
- High frequency
- Ultra-stable dielectric material
- Non-magnetic copper termination “C”
- Lead (Pb)-free terminations code “X”
- Tin / lead termination code “L”
- Surface mount, wet build process
- Reliable Noble Metal Electrode (NME) system
- Made with a combination of design, materials and tight process control to achieve very high field reliability
- Material categorization: for definitions of compliance please see [www.vishay.com/doc?99912](http://www.vishay.com/doc?99912)



Available  
**RoHS\***  
Available

**HALOGEN  
FREE**  
**GREEN**  
(5-2008)  
Available

### Note

\* This datasheet provides information about parts that are RoHS-compliant and / or parts that are non RoHS-compliant. For example, parts with lead (Pb) terminations are not RoHS-compliant. Please see the information / tables in this datasheet for details

### ADDITIONAL RESOURCES



[Design Tools](#)



[S-Parameters](#)

### APPLICATIONS

- RF and microwave
- Broadband communication
- Satellite communication
- Base stations
- Medical instrumentation and test
- Military devices (radar, communication, etc.)
- Wireless devices

### ELECTRICAL SPECIFICATIONS

#### Note

- Electrical characteristics at 25 °C unless otherwise specified

#### Operating Temperature:

-55 °C to +125 °C

#### Capacitance Range:

0402: 0.1 pF to 82 pF

0603: 0.1 pF to 470 pF

0805: 0.1 pF to 1.5 nF

#### Voltage Rating: 25 V<sub>DC</sub> to 250 V<sub>DC</sub>

#### Temperature Coefficient of Capacitance (TCC):

C0G (D): 0 ppm/°C ± 30 ppm/°C from -55 °C to +150 °C with zero (0) V<sub>DC</sub> applied

#### Dissipation Factor (DF):

C0G (D): 0.05 % max. at 1.0 V<sub>RMS</sub> and 1 MHz  
for values ≤ 1000 pF

C0G (D): 0.05 % max. at 1.0 V<sub>RMS</sub> and 1 kHz  
for values > 1000 pF

#### Aging Rate: 0 % maximum per decade

#### Insulation Resistance (IR):

at +25 °C and rated voltage 100 000 MΩ minimum or 1000 ΩF, whichever is less

at +125 °C and rated voltage 10 000 MΩ minimum or 100 ΩF, whichever is less

#### Dielectric Strength Test:

performed per method 103 of EIA-198-2-E.

#### Applied test voltages:

≤ 200 V<sub>DC</sub>-rated: min. 250 % of rated voltage

> 200 V<sub>DC</sub>-rated: min. 200 % of rated voltage

| QUICK REFERENCE DATA |      |                     |             |         |
|----------------------|------|---------------------|-------------|---------|
| DIELECTRIC           | CASE | MAXIMUM VOLTAGE (V) | CAPACITANCE |         |
|                      |      |                     | MINIMUM     | MAXIMUM |
| D = HIFREQ           | 0402 | 200                 | 0.1 pF      | 82 pF   |
|                      | 0603 | 250                 | 0.1 pF      | 470 pF  |
|                      | 0805 | 250                 | 0.1 pF      | 1.5 nF  |

| ORDERING INFORMATION |            |   |   |  |   |                                |  |
|----------------------|------------|---|---|--|---|--------------------------------|--|
| VJ0603               | D          | 1R0   | B   | X  | B   | A                              | C  |
| CASE CODE            | DIELECTRIC | CAPACITANCE NOMINAL CODE  | CAPACITANCE TOLERANCE   | TERMINATION  | DC VOLTAGE RATING (1)                                       | MARKING                        | PACKAGING  |
| 0402<br>0603<br>0805 | D = HIFREQ | Expressed in picofarads (pF). The first two digits are significant, the third is a multiplier. An "R" indicates a decimal point. Examples: 1R0 = 1.0 pF | V = ± 0.05 pF<br>B = ± 0.10 pF<br>C = ± 0.25 pF<br>D = ± 0.50 pF<br>F = ± 1 %<br>G = ± 2 %<br>J = ± 5 %<br>K = ± 10 %<br>M = ± 20 %<br><br><b>Note</b><br>Details see "Selection Chart" | C = non-magnetic copper barrier<br>100 % tin plate matte finish<br>E = AgPd (2)<br>X = Ni barrier<br>100 % tin plate matte finish<br>L = Ni barrier with tin lead plated finish<br>min. 4 % lead | X = 25 V<br>A = 50 V<br>B = 100 V<br>C = 200 V<br>P = 250 V | A = unmarked (3)<br>Q = marked | T = 7" reel / plastic tape<br>C = 7" reel / paper tape<br>O = 7" reel / flamed paper tape<br>J = 7" reel (low quantity)<br>R = 11 1/4" / 13" reel / plastic tape<br>P = 11 1/4" / 13" reel / paper tape<br>I = 11 1/4" / 13" reel / flamed paper tape<br>B = bulk<br><br><b>Note</b><br>"I" and "O" is used for "E" termination code |

**Notes**

- (1) DC voltage rating should not be exceeded in application  
 (2) Termination code "E" is for conductive epoxy assembly  
 (3) Case size 0402 only available with "A"

| ENVIRONMENTAL STATUS |   |                |              |
|----------------------|---|----------------|--------------|
| TERMINATION CODE     | TERMINATION DESCRIPTION                                   | RoHS COMPLIANT | VISHAY GREEN |
| C                    | Non-magnetic copper barrier 100 % tin plated matte finish | Yes            | Yes          |
| X                    | Ni barrier 100 % tin plated matte finish                  | Yes            | Yes          |
| E                    | AgPd  | Yes            | Yes          |
| L                    | Ni barrier tin lead plated with min. 4 % lead             | No             | No           |

| DIMENSIONS in inches (millimeters) |        |                                |                                |                       |                      |                 |
|------------------------------------|--------|--------------------------------|--------------------------------|-----------------------|----------------------|-----------------|
|                                    |        |                                |                                |                       |                      |                 |
| CASE CODE                          | STYLE  | LENGTH (L)                     | WIDTH (W)                      | MAXIMUM THICKNESS (T) | TERMINATIONS PAD (P) |                 |
|                                    |        |                                |                                |                       | MINIMUM              | MAXIMUM (1)     |
| 0402                               | VJ0402 | 0.040 ± 0.004<br>(1.02 ± 0.10) | 0.020 ± 0.004<br>(0.51 ± 0.10) | 0.024<br>(0.61)       | 0.004<br>(0.10)      | 0.016<br>(0.41) |
| 0603                               | VJ0603 | 0.063 ± 0.006<br>(1.60 ± 0.15) | 0.031 ± 0.005<br>(0.80 ± 0.12) | 0.037<br>(0.94)       | 0.010<br>(0.25)      | 0.022<br>(0.55) |
| 0805                               | VJ0805 | 0.079 ± 0.008<br>(2.00 ± 0.20) | 0.049 ± 0.008<br>(1.25 ± 0.20) | 0.057<br>(1.45)       | 0.010<br>(0.25)      | 0.030<br>(0.76) |

**Note**

- (1) For Cu termination "C" add 0.01 mm to maximum pad terminations



| SELECTION CHART            |        |         |    |     |     |            |
|----------------------------|--------|---------|----|-----|-----|------------|
| DIELECTRIC (VISHAY CODE)   |        | C0G (D) |    |     |     | TOLERANCE  |
| STYLE                      |        | VJ0402  |    |     |     |            |
| CASE CODE                  |        | 0402    |    |     |     |            |
| VOLTAGE (V <sub>DC</sub> ) |        | 25      | 50 | 100 | 200 |            |
| VOLTAGE CODE               |        | X       | A  | B   | C   |            |
| CAP. CODE                  | CAP.   |         |    |     |     |            |
| 0R1                        | 0.1 pF | ••      | •• | ••  | ••  | V, B, C, D |
| 0R2                        | 0.2 pF | ••      | •• | ••  | ••  | V, B, C, D |
| 0R3                        | 0.3 pF | ••      | •• | ••  | ••  | V, B, C, D |
| 0R4                        | 0.4 pF | ••      | •• | ••  | ••  | V, B, C, D |
| 0R5                        | 0.5 pF | ••      | •• | ••  | ••  | V, B, C, D |
| 0R6                        | 0.6 pF | ••      | •• | ••  | ••  | V, B, C, D |
| 0R7                        | 0.7 pF | ••      | •• | ••  | ••  | V, B, C, D |
| 0R8                        | 0.8 pF | ••      | •• | ••  | ••  | V, B, C, D |
| 0R9                        | 0.9 pF | ••      | •• | ••  | ••  | V, B, C, D |
| 1R0                        | 1.0 pF | ••      | •• | ••  | ••  | V, B, C, D |
| 1R1                        | 1.1 pF | ••      | •• | ••  | ••  | V, B, C, D |
| 1R2                        | 1.2 pF | ••      | •• | ••  | ••  | V, B, C, D |
| 1R3                        | 1.3 pF | ••      | •• | ••  | ••  | V, B, C, D |
| 1R4                        | 1.4 pF | ••      | •• | ••  | ••  | V, B, C, D |
| 1R5                        | 1.5 pF | ••      | •• | ••  | ••  | V, B, C, D |
| 1R6                        | 1.6 pF | ••      | •• | ••  | ••  | V, B, C, D |
| 1R7                        | 1.7 pF | ••      | •• | ••  | ••  | V, B, C, D |
| 1R8                        | 1.8 pF | ••      | •• | ••  | ••  | V, B, C, D |
| 1R9                        | 1.9 pF | ••      | •• | ••  | ••  | V, B, C, D |
| 2R0                        | 2.0 pF | ••      | •• | ••  | ••  | V, B, C, D |
| 2R1                        | 2.1 pF | ••      | •• | ••  | ••  | V, B, C, D |
| 2R2                        | 2.2 pF | ••      | •• | ••  | ••  | V, B, C, D |
| 2R4                        | 2.4 pF | ••      | •• | ••  | ••  | V, B, C, D |
| 2R7                        | 2.7 pF | ••      | •• | ••  | ••  | V, B, C, D |
| 3R0                        | 3.0 pF | ••      | •• | ••  | ••  | V, B, C, D |
| 3R3                        | 3.3 pF | ••      | •• | ••  | ••  | V, B, C, D |
| 3R6                        | 3.6 pF | ••      | •• | ••  | ••  | V, B, C, D |
| 3R9                        | 3.9 pF | ••      | •• | ••  | ••  | V, B, C, D |
| 4R3                        | 4.3 pF | ••      | •• | ••  | ••  | V, B, C, D |
| 4R7                        | 4.7 pF | ••      | •• | ••  | ••  | V, B, C, D |
| 5R1                        | 5.1 pF | ••      | •• | ••  | ••  | V, B, C, D |
| 5R6                        | 5.6 pF | ••      | •• | ••  | ••  | V, B, C, D |
| 6R2                        | 6.2 pF | ••      | •• | ••  | ••  | V, B, C, D |
| 6R8                        | 6.8 pF | ••      | •• | ••  | ••  | V, B, C, D |
| 7R5                        | 7.5 pF | ••      | •• | ••  | ••  | V, B, C, D |
| 8R2                        | 8.2 pF | ••      | •• | ••  | ••  | V, B, C, D |
| 9R1                        | 9.1 pF | ••      | •• | ••  | ••  | V, B, C, D |

Notes

RoHS-compliant except when supplied with lead (Pb)-containing termination, code "L"

•• Paper carrier

- For soldering conditions see Vishay Soldering Recommendations [www.vishay.com/doc?45034](http://www.vishay.com/doc?45034)



| SELECTION CHART            |        |         |    |     |     |                  |
|----------------------------|--------|---------|----|-----|-----|------------------|
| DIELECTRIC (VISHAY CODE)   |        | COG (D) |    |     |     | TOLERANCE        |
| STYLE                      |        | VJ0402  |    |     |     |                  |
| CASE CODE                  |        | 0402    |    |     |     |                  |
| VOLTAGE (V <sub>DC</sub> ) |        | 25      | 50 | 100 | 200 |                  |
| VOLTAGE CODE               |        | X       | A  | B   | C   |                  |
| CAP. CODE                  | CAP.   |         |    |     |     |                  |
| 100                        | 10 pF  | ••      | •• | ••  | ••  | V, F, G, J, K, M |
| 110                        | 11 pF  | ••      | •• | ••  | ••  | F, G, J, K, M    |
| 120                        | 12 pF  | ••      | •• | ••  | ••  | F, G, J, K, M    |
| 130                        | 13 pF  | ••      | •• | ••  | ••  | F, G, J, K, M    |
| 150                        | 15 pF  | ••      | •• | ••  | ••  | F, G, J, K, M    |
| 180                        | 18 pF  | ••      | •• | ••  | ••  | F, G, J, K, M    |
| 200                        | 20 pF  | ••      | •• | ••  | ••  | F, G, J, K, M    |
| 220                        | 22 pF  | ••      | •• | ••  | ••  | F, G, J, K, M    |
| 240                        | 24 pF  | ••      | •• | ••  | ••  | F, G, J, K, M    |
| 270                        | 27 pF  | ••      | •• | ••  | ••  | F, G, J, K, M    |
| 300                        | 30 pF  | ••      | •• |     |     | F, G, J, K, M    |
| 330                        | 33 pF  | ••      | •• |     |     | F, G, J, K, M    |
| 360                        | 36 pF  | ••      | •• |     |     | F, G, J, K, M    |
| 390                        | 39 pF  | ••      | •• |     |     | F, G, J, K, M    |
| 430                        | 43 pF  | ••      | •• |     |     | F, G, J, K, M    |
| 470                        | 47 pF  | ••      | •• |     |     | F, G, J, K, M    |
| 510                        | 51 pF  | ••      | •• |     |     | F, G, J, K, M    |
| 560                        | 56 pF  | ••      | •• |     |     | F, G, J, K, M    |
| 620                        | 62 pF  | ••      |    |     |     | F, G, J, K, M    |
| 680                        | 68 pF  | ••      |    |     |     | F, G, J, K, M    |
| 750                        | 75 pF  | ••      |    |     |     | F, G, J, K, M    |
| 820                        | 82 pF  | ••      |    |     |     | F, G, J, K, M    |
| 910                        | 91 pF  |         |    |     |     |                  |
| 101                        | 100 pF |         |    |     |     |                  |
| 111                        | 110 pF |         |    |     |     |                  |
| 121                        | 120 pF |         |    |     |     |                  |

Notes

- RoHS-compliant except when supplied with lead (Pb)-containing termination, code "L"
- Paper carrier
- For soldering conditions see Vishay Soldering Recommendations [www.vishay.com/doc245034](http://www.vishay.com/doc245034)



| SELECTION CHART            |        |         |    |     |     |     |               |
|----------------------------|--------|---------|----|-----|-----|-----|---------------|
| DIELECTRIC (VISHAY CODE)   |        | C0G (D) |    |     |     |     | TOLERANCE     |
| STYLE                      |        | VJ0603  |    |     |     |     |               |
| CASE CODE                  |        | 0603    |    |     |     |     |               |
| VOLTAGE (V <sub>DC</sub> ) |        | 25      | 50 | 100 | 200 | 250 |               |
| VOLTAGE CODE               |        | X       | A  | B   | C   | P   |               |
| CAP. CODE                  | CAP.   |         |    |     |     |     |               |
| 0R1                        | 0.1 pF | ••      | •• | ••  | ••  | ••  | V, B, C, D    |
| 0R2                        | 0.2 pF | ••      | •• | ••  | ••  | ••  | V, B, C, D    |
| 0R3                        | 0.3 pF | ••      | •• | ••  | ••  | ••  | V, B, C, D    |
| 0R4                        | 0.4 pF | ••      | •• | ••  | ••  | ••  | V, B, C, D    |
| 0R5                        | 0.5 pF | ••      | •• | ••  | ••  | ••  | V, B, C, D    |
| 0R6                        | 0.6 pF | ••      | •• | ••  | ••  | ••  | V, B, C, D    |
| 0R7                        | 0.7 pF | ••      | •• | ••  | ••  | ••  | V, B, C, D    |
| 0R8                        | 0.8 pF | ••      | •• | ••  | ••  | ••  | V, B, C, D    |
| 0R9                        | 0.9 pF | ••      | •• | ••  | ••  | ••  | V, B, C, D    |
| 1R0                        | 1.0 pF | ••      | •• | ••  | ••  | ••  | V, B, C, D    |
| 1R1                        | 1.1 pF | ••      | •• | ••  | ••  | ••  | V, B, C, D    |
| 1R2                        | 1.2 pF | ••      | •• | ••  | ••  | ••  | V, B, C, D    |
| 1R3                        | 1.3 pF | ••      | •• | ••  | ••  | ••  | V, B, C, D    |
| 1R4                        | 1.4 pF | ••      | •• | ••  | ••  | ••  | V, B, C, D    |
| 1R5                        | 1.5 pF | ••      | •• | ••  | ••  | ••  | V, B, C, D    |
| 1R6                        | 1.6 pF | ••      | •• | ••  | ••  | ••  | V, B, C, D    |
| 1R7                        | 1.7 pF | ••      | •• | ••  | ••  | ••  | V, B, C, D    |
| 1R8                        | 1.8 pF | ••      | •• | ••  | ••  | ••  | V, B, C, D    |
| 1R9                        | 1.9 pF | ••      | •• | ••  | ••  | ••  | V, B, C, D    |
| 2R0                        | 2.0 pF | ••      | •• | ••  | ••  | ••  | V, B, C, D    |
| 2R1                        | 2.1 pF | ••      | •• | ••  | ••  | ••  | V, B, C, D    |
| 2R2                        | 2.2 pF | ••      | •• | ••  | ••  | ••  | V, B, C, D    |
| 2R4                        | 2.4 pF | ••      | •• | ••  | ••  | ••  | V, B, C, D    |
| 2R7                        | 2.7 pF | ••      | •• | ••  | ••  | ••  | V, B, C, D    |
| 3R0                        | 3.0 pF | ••      | •• | ••  | ••  | ••  | V, B, C, D    |
| 3R3                        | 3.3 pF | ••      | •• | ••  | ••  | ••  | V, B, C, D    |
| 3R6                        | 3.6 pF | ••      | •• | ••  | ••  | ••  | V, B, C, D    |
| 3R9                        | 3.9 pF | ••      | •• | ••  | ••  | ••  | V, B, C, D    |
| 4R3                        | 4.3 pF | ••      | •• | ••  | ••  | ••  | V, B, C, D    |
| 4R7                        | 4.7 pF | ••      | •• | ••  | ••  | ••  | V, B, C, D    |
| 5R1                        | 5.1 pF | ••      | •• | ••  | ••  | ••  | V, B, C, D    |
| 5R6                        | 5.6 pF | ••      | •• | ••  | ••  | ••  | V, B, C, D    |
| 6R2                        | 6.2 pF | ••      | •• | ••  | ••  | ••  | V, B, C, D    |
| 6R8                        | 6.8 pF | ••      | •• | ••  | ••  | ••  | V, B, C, D    |
| 7R5                        | 7.5 pF | ••      | •• | ••  | ••  | ••  | V, B, C, D    |
| 8R2                        | 8.2 pF | ••      | •• | ••  | ••  | ••  | V, B, C, D    |
| 9R1                        | 9.1 pF | ••      | •• | ••  | ••  | ••  | V, B, C, D    |
| 100                        | 10 pF  | ••      | •• | ••  | ••  | ••  | F, G, J, K, M |
| 110                        | 11 pF  | ••      | •• | ••  | ••  | ••  | F, G, J, K, M |
| 120                        | 12 pF  | ••      | •• | ••  | ••  | ••  | F, G, J, K, M |
| 130                        | 13 pF  | ••      | •• | ••  | ••  | ••  | F, G, J, K, M |
| 150                        | 15 pF  | ••      | •• | ••  | ••  | ••  | F, G, J, K, M |
| 180                        | 18 pF  | ••      | •• | ••  | ••  | ••  | F, G, J, K, M |
| 200                        | 20 pF  | ••      | •• | ••  | ••  | ••  | F, G, J, K, M |
| 220                        | 22 pF  | ••      | •• | ••  | ••  | ••  | F, G, J, K, M |

Notes

•• RoHS-compliant except when supplied with lead (Pb)-containing termination, code "L"

•• Paper carrier • Plastic carrier tape

- For case size 0603: Cu termination "C" is only available in plastic carrier tape

- For soldering conditions see Vishay Soldering Recommendations [www.vishay.com/doc?45034](http://www.vishay.com/doc?45034)



| SELECTION CHART            |        |         |    |     |     |     |               |
|----------------------------|--------|---------|----|-----|-----|-----|---------------|
| DIELECTRIC (VISHAY CODE)   |        | COG (D) |    |     |     |     |               |
| STYLE                      |        | VJ0603  |    |     |     |     |               |
| CASE CODE                  |        | 0603    |    |     |     |     |               |
| VOLTAGE (V <sub>DC</sub> ) |        | 25      | 50 | 100 | 200 | 250 | TOLERANCE     |
| VOLTAGE CODE               |        | X       | A  | B   | C   | P   |               |
| CAP. CODE                  | CAP.   |         |    |     |     |     |               |
| 240                        | 24 pF  | ••      | •• | ••  | ••  | ••  | F, G, J, K, M |
| 270                        | 27 pF  | ••      | •• | ••  | ••  | ••  | F, G, J, K, M |
| 300                        | 30 pF  | ••      | •• | ••  | ••  | ••  | F, G, J, K, M |
| 330                        | 33 pF  | ••      | •• | ••  | ••  | ••  | F, G, J, K, M |
| 360                        | 36 pF  | ••      | •• | ••  | ••  | ••  | F, G, J, K, M |
| 390                        | 39 pF  | ••      | •• | ••  | ••  | ••  | F, G, J, K, M |
| 430                        | 43 pF  | ••      | •• | ••  | ••  | ••  | F, G, J, K, M |
| 470                        | 47 pF  | ••      | •• | ••  | ••  | ••  | F, G, J, K, M |
| 510                        | 51 pF  | ••      | •• | ••  | ••  | ••  | F, G, J, K, M |
| 560                        | 56 pF  | ••      | •• | ••  | ••  | ••  | F, G, J, K, M |
| 620                        | 62 pF  | •       | •  | •   | •   | •   | F, G, J, K, M |
| 680                        | 68 pF  | •       | •  | •   | •   | •   | F, G, J, K, M |
| 750                        | 75 pF  | •       | •  | •   | •   | •   | F, G, J, K, M |
| 820                        | 82 pF  | •       | •  | •   | •   | •   | F, G, J, K, M |
| 910                        | 91 pF  | •       | •  | •   | •   | •   | F, G, J, K, M |
| 101                        | 100 pF | •       | •  | •   | •   | •   | F, G, J, K, M |
| 111                        | 110 pF | •       | •  | •   |     |     | F, G, J, K, M |
| 121                        | 120 pF | •       | •  | •   |     |     | F, G, J, K, M |
| 131                        | 130 pF | •       | •  | •   |     |     | F, G, J, K, M |
| 151                        | 150 pF | •       | •  | •   |     |     | F, G, J, K, M |
| 181                        | 180 pF | •       | •  |     |     |     | F, G, J, K, M |
| 201                        | 200 pF | •       | •  |     |     |     | F, G, J, K, M |
| 221                        | 220 pF | •       | •  |     |     |     | F, G, J, K, M |
| 241                        | 240 pF | •       | •  |     |     |     | F, G, J, K, M |
| 271                        | 270 pF | •       | •  |     |     |     | F, G, J, K, M |
| 301                        | 300 pF | •       | •  |     |     |     | F, G, J, K, M |
| 331                        | 330 pF | •       | •  |     |     |     | F, G, J, K, M |
| 361                        | 360 pF | •       |    |     |     |     | F, G, J, K, M |
| 391                        | 390 pF | •       |    |     |     |     | F, G, J, K, M |
| 431                        | 430 pF | •       |    |     |     |     | F, G, J, K, M |
| 471                        | 470 pF | •       |    |     |     |     | F, G, J, K, M |
| 511                        | 510 pF |         |    |     |     |     |               |
| 561                        | 560 pF |         |    |     |     |     |               |
| 621                        | 620 pF |         |    |     |     |     |               |
| 681                        | 680 pF |         |    |     |     |     |               |
| 751                        | 750 pF |         |    |     |     |     |               |
| 821                        | 820 pF |         |    |     |     |     |               |
| 911                        | 910 pF |         |    |     |     |     |               |
| 102                        | 1.0 nF |         |    |     |     |     |               |
| 112                        | 1.1 nF |         |    |     |     |     |               |
| 122                        | 1.2 nF |         |    |     |     |     |               |
| 132                        | 1.3 nF |         |    |     |     |     |               |
| 152                        | 1.5 nF |         |    |     |     |     |               |
| 182                        | 1.8 nF |         |    |     |     |     |               |

Notes

•• RoHS-compliant except when supplied with lead (Pb)-containing termination, code "L"

•• Paper carrier • Plastic carrier tape

- For case size 0603: Cu termination "C" is only available in plastic carrier tape

- For soldering conditions see Vishay Soldering Recommendations [www.vishay.com/doc?45034](http://www.vishay.com/doc?45034)



| SELECTION CHART            |        |         |    |     |     |     |            |
|----------------------------|--------|---------|----|-----|-----|-----|------------|
| DIELECTRIC (VISHAY CODE)   |        | COG (D) |    |     |     |     | TOLERANCE  |
| STYLE                      |        | VJ0805  |    |     |     |     |            |
| CASE CODE                  |        | 0805    |    |     |     |     |            |
| VOLTAGE (V <sub>DC</sub> ) |        | 25      | 50 | 100 | 200 | 250 |            |
| VOLTAGE CODE               |        | X       | A  | B   | C   | P   |            |
| CAP. CODE                  | CAP.   |         |    |     |     |     |            |
| 0R1                        | 0.1 pF | •       | •  | •   | •   | •   | V, B, C, D |
| 0R2                        | 0.2 pF | •       | •  | •   | •   | •   | V, B, C, D |
| 0R3                        | 0.3 pF | •       | •  | •   | •   | •   | V, B, C, D |
| 0R4                        | 0.4 pF | •       | •  | •   | •   | •   | V, B, C, D |
| 0R5                        | 0.5 pF | •       | •  | •   | •   | •   | V, B, C, D |
| 0R6                        | 0.6 pF | •       | •  | •   | •   | •   | V, B, C, D |
| 0R7                        | 0.7 pF | •       | •  | •   | •   | •   | V, B, C, D |
| 0R8                        | 0.8 pF | •       | •  | •   | •   | •   | V, B, C, D |
| 0R9                        | 0.9 pF | •       | •  | •   | •   | •   | V, B, C, D |
| 1R0                        | 1.0 pF | •       | •  | •   | •   | •   | V, B, C, D |
| 1R1                        | 1.1 pF | •       | •  | •   | •   | •   | V, B, C, D |
| 1R2                        | 1.2 pF | •       | •  | •   | •   | •   | V, B, C, D |
| 1R3                        | 1.3 pF | •       | •  | •   | •   | •   | V, B, C, D |
| 1R4                        | 1.4 pF | •       | •  | •   | •   | •   | V, B, C, D |
| 1R5                        | 1.5 pF | •       | •  | •   | •   | •   | V, B, C, D |
| 1R6                        | 1.6 pF | •       | •  | •   | •   | •   | V, B, C, D |
| 1R7                        | 1.7 pF | •       | •  | •   | •   | •   | V, B, C, D |
| 1R8                        | 1.8 pF | •       | •  | •   | •   | •   | V, B, C, D |
| 1R9                        | 1.9 pF | •       | •  | •   | •   | •   | V, B, C, D |
| 2R0                        | 2.0 pF | •       | •  | •   | •   | •   | V, B, C, D |
| 2R1                        | 2.1 pF | •       | •  | •   | •   | •   | V, B, C, D |
| 2R2                        | 2.2 pF | •       | •  | •   | •   | •   | V, B, C, D |
| 2R4                        | 2.4 pF | •       | •  | •   | •   | •   | V, B, C, D |
| 2R7                        | 2.7 pF | •       | •  | •   | •   | •   | V, B, C, D |
| 3R0                        | 3.0 pF | •       | •  | •   | •   | •   | V, B, C, D |
| 3R3                        | 3.3 pF | •       | •  | •   | •   | •   | V, B, C, D |
| 3R6                        | 3.6 pF | •       | •  | •   | •   | •   | V, B, C, D |
| 3R9                        | 3.9 pF | •       | •  | •   | •   | •   | V, B, C, D |
| 4R3                        | 4.3 pF | •       | •  | •   | •   | •   | V, B, C, D |
| 4R7                        | 4.7 pF | •       | •  | •   | •   | •   | V, B, C, D |
| 5R1                        | 5.1 pF | •       | •  | •   | •   | •   | V, B, C, D |
| 5R6                        | 5.6 pF | •       | •  | •   | •   | •   | V, B, C, D |
| 6R2                        | 6.2 pF | •       | •  | •   | •   | •   | V, B, C, D |
| 6R8                        | 6.8 pF | •       | •  | •   | •   | •   | V, B, C, D |
| 7R5                        | 7.5 pF | •       | •  | •   | •   | •   | V, B, C, D |
| 8R2                        | 8.2 pF | •       | •  | •   | •   | •   | V, B, C, D |
| 9R1                        | 9.1 pF | •       | •  | •   | •   | •   | V, B, C, D |

Notes

RoHS-compliant except when supplied with lead (Pb)-containing termination, code "L"

- Plastic carrier tape
- For soldering conditions see Vishay Soldering Recommendations [www.vishay.com/doc?45034](http://www.vishay.com/doc?45034)



| SELECTION CHART            |        |         |    |     |     |     |                  |
|----------------------------|--------|---------|----|-----|-----|-----|------------------|
| DIELECTRIC (VISHAY CODE)   |        | COG (D) |    |     |     |     | TOLERANCE        |
| STYLE                      |        | VJ0805  |    |     |     |     |                  |
| CASE CODE                  |        | 0805    |    |     |     |     |                  |
| VOLTAGE (V <sub>DC</sub> ) |        | 25      | 50 | 100 | 200 | 250 |                  |
| VOLTAGE CODE               |        | X       | A  | B   | C   | P   |                  |
| CAP. CODE                  | CAP.   |         |    |     |     |     |                  |
| 100                        | 10 pF  | •       | •  | •   | •   | •   | V, F, G, J, K, M |
| 110                        | 11 pF  | •       | •  | •   | •   | •   | F, G, J, K, M    |
| 120                        | 12 pF  | •       | •  | •   | •   | •   | F, G, J, K, M    |
| 130                        | 13 pF  | •       | •  | •   | •   | •   | F, G, J, K, M    |
| 150                        | 15 pF  | •       | •  | •   | •   | •   | F, G, J, K, M    |
| 180                        | 18 pF  | •       | •  | •   | •   | •   | F, G, J, K, M    |
| 200                        | 20 pF  | •       | •  | •   | •   | •   | F, G, J, K, M    |
| 220                        | 22 pF  | •       | •  | •   | •   | •   | F, G, J, K, M    |
| 240                        | 24 pF  | •       | •  | •   | •   | •   | F, G, J, K, M    |
| 270                        | 27 pF  | •       | •  | •   | •   | •   | F, G, J, K, M    |
| 300                        | 30 pF  | •       | •  | •   | •   | •   | F, G, J, K, M    |
| 330                        | 33 pF  | •       | •  | •   | •   | •   | F, G, J, K, M    |
| 360                        | 36 pF  | •       | •  | •   | •   | •   | F, G, J, K, M    |
| 390                        | 39 pF  | •       | •  | •   | •   | •   | F, G, J, K, M    |
| 430                        | 43 pF  | •       | •  | •   | •   | •   | F, G, J, K, M    |
| 470                        | 47 pF  | •       | •  | •   | •   | •   | F, G, J, K, M    |
| 510                        | 51 pF  | •       | •  | •   | •   | •   | F, G, J, K, M    |
| 560                        | 56 pF  | •       | •  | •   | •   | •   | F, G, J, K, M    |
| 620                        | 62 pF  | •       | •  | •   | •   | •   | F, G, J, K, M    |
| 680                        | 68 pF  | •       | •  | •   | •   | •   | F, G, J, K, M    |
| 750                        | 75 pF  | •       | •  | •   | •   | •   | F, G, J, K, M    |
| 820                        | 82 pF  | •       | •  | •   | •   | •   | F, G, J, K, M    |
| 910                        | 91 pF  | •       | •  | •   | •   | •   | F, G, J, K, M    |
| 101                        | 100 pF | •       | •  | •   | •   | •   | F, G, J, K, M    |
| 111                        | 110 pF | •       | •  | •   | •   | •   | F, G, J, K, M    |
| 121                        | 120 pF | •       | •  | •   | •   | •   | F, G, J, K, M    |
| 131                        | 130 pF | •       | •  | •   | •   | •   | F, G, J, K, M    |
| 151                        | 150 pF | •       | •  | •   | •   | •   | F, G, J, K, M    |
| 181                        | 180 pF | •       | •  | •   | •   | •   | F, G, J, K, M    |
| 201                        | 200 pF | •       | •  | •   | •   | •   | F, G, J, K, M    |
| 221                        | 220 pF | •       | •  | •   | •   | •   | F, G, J, K, M    |
| 241                        | 240 pF | •       | •  | •   | •   | •   | F, G, J, K, M    |
| 271                        | 270 pF | •       | •  | •   | •   | •   | F, G, J, K, M    |
| 301                        | 300 pF | •       | •  | •   | •   | •   | F, G, J, K, M    |
| 331                        | 330 pF | •       | •  | •   | •   | •   | F, G, J, K, M    |
| 361                        | 360 pF | •       | •  | •   | •   | •   | F, G, J, K, M    |
| 391                        | 390 pF | •       | •  | •   | •   | •   | F, G, J, K, M    |
| 431                        | 430 pF | •       | •  | •   | •   | •   | F, G, J, K, M    |
| 471                        | 470 pF | •       | •  | •   | •   | •   | F, G, J, K, M    |
| 511                        | 510 pF | •       | •  | •   | •   | •   | F, G, J, K, M    |
| 561                        | 560 pF | •       | •  | •   | •   | •   | F, G, J, K, M    |
| 621                        | 620 pF | •       | •  | •   | •   | •   | F, G, J, K, M    |
| 681                        | 680 pF | •       | •  | •   | •   | •   | F, G, J, K, M    |
| 751                        | 750 pF | •       | •  | •   | •   | •   | F, G, J, K, M    |
| 821                        | 820 pF | •       | •  | •   | •   | •   | F, G, J, K, M    |
| 911                        | 910 pF | •       | •  | •   | •   | •   | F, G, J, K, M    |
| 102                        | 1.0 nF | •       | •  | •   | •   | •   | F, G, J, K, M    |
| 112                        | 1.1 nF | •       | •  | •   | •   | •   | F, G, J, K, M    |
| 122                        | 1.2 nF | •       | •  | •   | •   | •   | F, G, J, K, M    |
| 132                        | 1.3 nF | •       | •  | •   | •   | •   | F, G, J, K, M    |
| 152                        | 1.5 nF | •       | •  | •   | •   | •   | F, G, J, K, M    |
| 182                        | 1.8 nF | •       | •  | •   | •   | •   | F, G, J, K, M    |

Notes

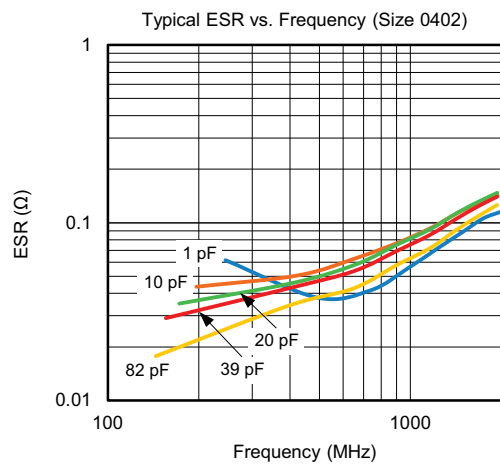
RoHS-compliant except when supplied with lead (Pb)-containing termination, code "L"

- Plastic carrier tape
- For soldering conditions see Vishay Soldering Recommendations [www.vishay.com/doc?45034](http://www.vishay.com/doc?45034)



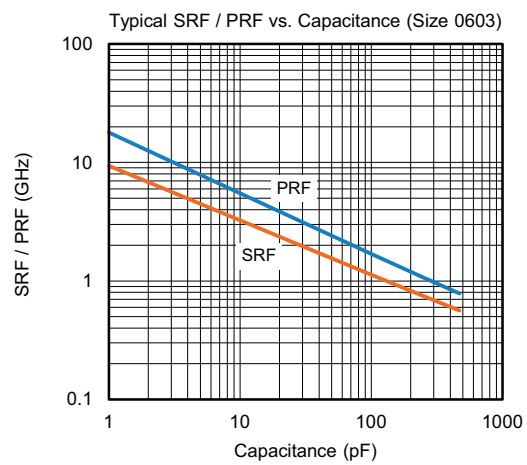
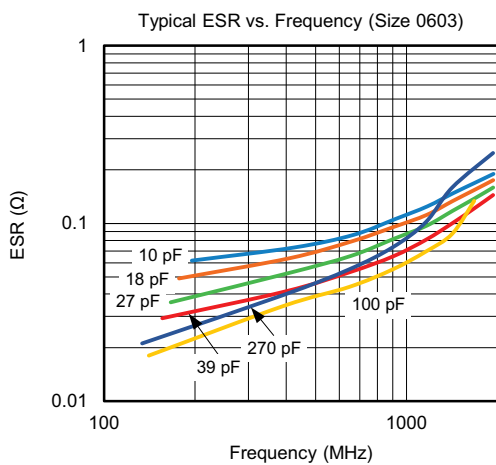
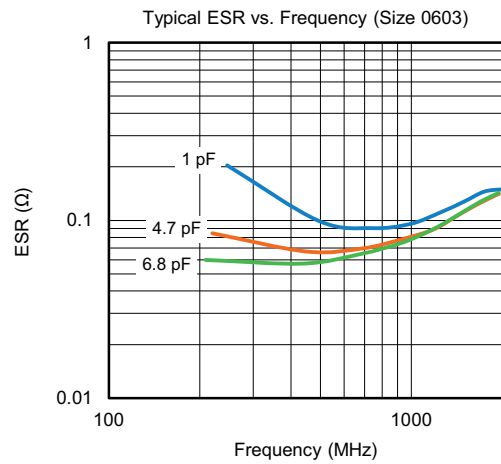


## HIGH FREQ DIELECTRIC - TYPICAL PARAMETERS





**HIGH FREQ DIELECTRIC - TYPICAL PARAMETERS**





**HIGH FREQ DIELECTRIC - TYPICAL PARAMETERS**



**STANDARD PACKAGING QUANTITIES (1)(2)(3)**

| CASE CODE | TAPE SIZE | 7" REEL QUANTITIES                  |                                 |                      | 11 1/4" AND 13" REEL QUANTITIES     |                                 |
|-----------|-----------|-------------------------------------|---------------------------------|----------------------|-------------------------------------|---------------------------------|
|           |           | PAPER TAPE PACKAGING CODE "C" / "O" | PLASTIC TAPE PACKAGING CODE "T" | LOW QUANTITY "J" (5) | PAPER TAPE PACKAGING CODE "P" / "I" | PLASTIC TAPE PACKAGING CODE "R" |
| 0402      | 8 mm      | 5000                                | n/a                             | 1000                 | 10 000                              | n/a                             |
| 0603 (4)  | 8 mm      | 4000                                | 4000                            | 1000                 | 10 000                              | 10 000                          |
| 0805 (4)  | 8 mm      | n/a                                 | 3000                            | 1000                 | n/a                                 | 10 000                          |

**Notes**

- (1) Vishay Vitramon uses embossed plastic carrier tape
- (2) REFERENCE: EIA standard RS 481 - "Taping of Surface Mount Components for Automatic Placement"
- (3) n/a = not available
- (4) Packaging "C" / "P" / "O" / "I" and "T" / "R" or lower quantities can depend from product thickness
- (5) Paper / plastic tape used by availability



**STORAGE AND HANDLING CONDITIONS**

- (1) Store the components at 5 °C to +40 °C ambient temperature and  $\leq 70$  % relative humidity conditions.
- (2) The product is recommended to be used within a time-frame of 2 years after shipment.  
Check solderability in case extended shelf life beyond the expiry date is needed.

Precautions:

- a. Do not store products in an environment containing corrosive elements, especially where chloride gas, sulfide gas, acid, alkali, salt or the like are present. This may cause corrosion or oxidization of the terminations, which can easily lead to poor soldering.
- b. Store products on the shelf and avoid exposure to moisture or dust.
- c. Do not expose products to excessive shock, vibration, direct sunlight and so on.



## **Disclaimer**

ALL PRODUCT, PRODUCT SPECIFICATIONS AND DATA ARE SUBJECT TO CHANGE WITHOUT NOTICE TO IMPROVE RELIABILITY, FUNCTION OR DESIGN OR OTHERWISE.

Vishay Intertechnology, Inc., its affiliates, agents, and employees, and all persons acting on its or their behalf (collectively, "Vishay"), disclaim any and all liability for any errors, inaccuracies or incompleteness contained in any datasheet or in any other disclosure relating to any product.

Vishay makes no warranty, representation or guarantee regarding the suitability of the products for any particular purpose or the continuing production of any product. To the maximum extent permitted by applicable law, Vishay disclaims (i) any and all liability arising out of the application or use of any product, (ii) any and all liability, including without limitation special, consequential or incidental damages, and (iii) any and all implied warranties, including warranties of fitness for particular purpose, non-infringement and merchantability.

Statements regarding the suitability of products for certain types of applications are based on Vishay's knowledge of typical requirements that are often placed on Vishay products in generic applications. Such statements are not binding statements about the suitability of products for a particular application. It is the customer's responsibility to validate that a particular product with the properties described in the product specification is suitable for use in a particular application. Parameters provided in datasheets and / or specifications may vary in different applications and performance may vary over time. All operating parameters, including typical parameters, must be validated for each customer application by the customer's technical experts. Product specifications do not expand or otherwise modify Vishay's terms and conditions of purchase, including but not limited to the warranty expressed therein.

Except as expressly indicated in writing, Vishay products are not designed for use in medical, life-saving, or life-sustaining applications or for any other application in which the failure of the Vishay product could result in personal injury or death. Customers using or selling Vishay products not expressly indicated for use in such applications do so at their own risk. Please contact authorized Vishay personnel to obtain written terms and conditions regarding products designed for such applications.

No license, express or implied, by estoppel or otherwise, to any intellectual property rights is granted by this document or by any conduct of Vishay. Product names and markings noted herein may be trademarks of their respective owners.



Компания «ЭлектроПласт» предлагает заключение долгосрочных отношений при поставках импортных электронных компонентов на взаимовыгодных условиях!

Наши преимущества:

- Оперативные поставки широкого спектра электронных компонентов отечественного и импортного производства напрямую от производителей и с крупнейших мировых складов;
- Поставка более 17-ти миллионов наименований электронных компонентов;
- Поставка сложных, дефицитных, либо снятых с производства позиций;
- Оперативные сроки поставки под заказ (от 5 рабочих дней);
- Экспресс доставка в любую точку России;
- Техническая поддержка проекта, помощь в подборе аналогов, поставка прототипов;
- Система менеджмента качества сертифицирована по Международному стандарту ISO 9001;
- Лицензия ФСБ на осуществление работ с использованием сведений, составляющих государственную тайну;
- Поставка специализированных компонентов (Xilinx, Altera, Analog Devices, Intersil, Interpoint, Microsemi, Aeroflex, Peregrine, Syfer, Eurofarad, Texas Instrument, Miteq, Cobham, E2V, MA-COM, Hittite, Mini-Circuits, General Dynamics и др.);

Помимо этого, одним из направлений компании «ЭлектроПласт» является направление «Источники питания». Мы предлагаем Вам помощь Конструкторского отдела:

- Подбор оптимального решения, техническое обоснование при выборе компонента;
- Подбор аналогов;
- Консультации по применению компонента;
- Поставка образцов и прототипов;
- Техническая поддержка проекта;
- Защита от снятия компонента с производства.



#### Как с нами связаться

**Телефон:** 8 (812) 309 58 32 (многоканальный)

**Факс:** 8 (812) 320-02-42

**Электронная почта:** [org@eplast1.ru](mailto:org@eplast1.ru)

**Адрес:** 198099, г. Санкт-Петербург, ул. Калинина, дом 2, корпус 4, литера А.