


# High Isolation Gate Drive Transformers

PH9400.XXXNL and PH9400.XXXANL - SMT



- Basic and Reinforced Insulation
- Patent Pending Sidecar package with 12mm creepage
- Up to 5000Vrms gate to drive isolation
- 600Vrms continuous isolation between windings

## Electrical Specifications @ 25°C - Operating Temperature -40°C to +125°C

Part Number	Turns Ratio	ET (V * μsec MAX)	Core Loss Factor K1	Primary Inductance (1-4) (mH +/-35%)	Leakage Inductance Drive to Gate (μH MAX)	Parasitic Capacitance Drive to Gate (pF MAX)	DCR Drive (1-4) (Ω MAX)	DCR Gates (5-6) (7-8) (Ω MAX)	Hi-Pot	
									Drive-Gate (Vrms)	Gate-Gate (Vrms)
<b>PH9400.XXXNL - Basic Insulation</b>										
PH9400.111NL	1:1:1	315	0.67	4.5	5.0	60	1.8	2.5	4000	1500
PH9400.566NL	5:6:6	315	0.67	4.5	3.5	60	1.8	3.0	4000	1500
PH9400.122NL	1:2:2	250	0.84	2.88	3.5	60	1.5	4.2	4000	1500
PH9400.655NL	6:5:5	375	0.56	6.48	5.3	60	2.2	2.5	4000	1500
PH9400.211NL	2:1:1	375	0.56	6.48	8.0	60	2.2	1.6	4000	1500
<b>PH9400.XXXANL - Reinforced Insulation</b>										
PH9400.111ANL	1:1:1	160	1.32	1.21	2.5	45	0.9	0.9	5000	2000
PH9400.566ANL	5:6:6	155	1.36	1.12	3.0	45	0.9	1.0	5000	2000
PH9400.233ANL	2:3:3	125	1.68	0.72	2.0	45	0.7	1.0	5000	2000
PH9400.655ANL	6:5:5	185	1.14	1.62	3.0	45	1.0	0.9	5000	2000
PH9400.211ANL	2:1:1	185	1.14	1.62	3.5	45	1.0	0.55	5000	2000

- Notes:**
- The max ET is calculated to limit the core loss and temperature rise at 100kHz based on a bipolar flux swing of 2100Ga Peak. This value needs to be derated for higher frequencies using the temperature rise calculation.
  - The temperature rise of the component is calculated based on the total core loss and copper loss:
    - To calculate total copper loss (W), use the following formula:  
Copper Loss (W) =  $I_{rms}^2 * (DCR\_Drive + (\# \text{ of Gates}) * DCR\_Gates)$
    - To calculate total core loss (W), use the following formula:  
Copper Loss (W) =  $5.1E-10 * (\text{Frequency in kHz})^{1.42} * (K1 * ET)^{2.5}$   
Where ET =  $(V * \text{Duty Cycle}) / \text{Frequency}$
    - To calculate temperature rise, use the following formula:  
Temperature Rise (C) =  $71 * (\text{Core Loss(W)} + \text{Copper Loss (W)})$
  - Continuous isolation voltage confirmed by 125°C/1000hrs accelerated aging with the bias voltage applied between gate and drive windings.
  - ANL versions, which use triple insulated wire on both the drive and gate windings, are compliant with IEC 60950, IEC 61558, IEC 61010 & IEC 60601 for reinforced insulation. NL versions, which use triple insulated wire on just the drive winding, comply with basic insulation requirements.
  - 12mm package creepage distance satisfies IEC60950-1 & IEC61558-1/-2-16 reinforced insulation requirements for working voltage to 600Vrms max, OVC II, Pollution Degree 2 and altitude up to 2000m.
  - Unless otherwise specified, all testing is made at 100kHz, 0.1V<sub>AC</sub>.
  - Optional Tape & Reel packaging can be ordered by adding a "T" suffix to the part number (i.e. PH9400.111NL becomes PH9400.111NLT). Pulse complies to industry standard tape and reel specification EIA481.

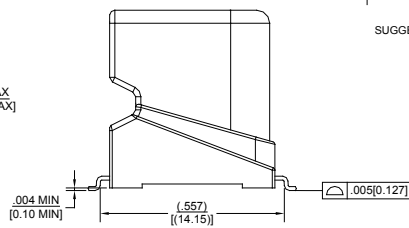
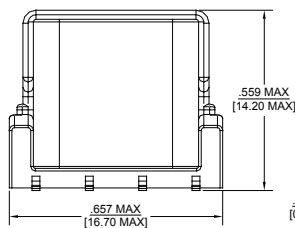
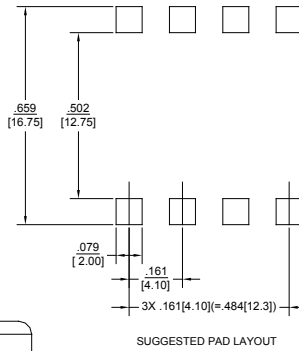
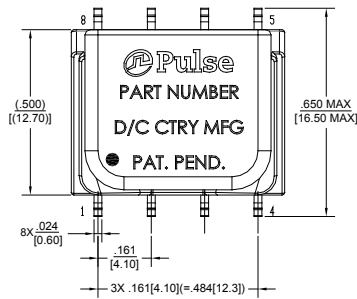
# High Isolation Gate Drive Transformers

PH9400.XXXNL and PH9400.XXXANL - SMT

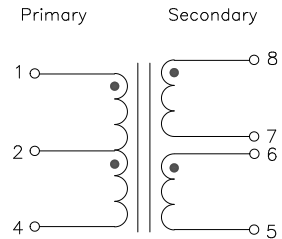
## Mechanicals

## Schematics

### PH9400.XXXNL and PH9400.XXXANL



PH9400.XXXNL/PH9400.XXXANL



**Weight** .....2.5 grams  
**Tape & Reel** .....150/Reel  
**Tray** .....80/tray

**Dimension:** Inches  
 mm

Unless otherwise specified, all tolerances are  $\pm \frac{.010}{0,25}$

## For More Information

### Pulse Worldwide Headquarters

12220 World Trade Drive  
 San Diego, CA 92128  
 U.S.A.

Tel: 858 674 8100  
 Fax: 858 674 8262

### Pulse Europe

Pulse Electronics GmbH  
 Am Rottland 12  
 58540 Meinerzhagen  
 Germany

Tel: 49 2354 777 100  
 Fax: 49 2354 777 168

### Pulse China Headquarters

B402, Shenzhen Academy of  
 Aerospace Technology Bldg.  
 10th Kejinan Road  
 High-Tech Zone  
 Nanshan District  
 Shenzhen, PR China 518057

Tel: 86 755 33966678  
 Fax: 86 755 33966700

### Pulse North China

Room 2704/2705  
 Super Ocean Finance Ctr.  
 2067 Yan An Road West  
 Shanghai 200336  
 China

Tel: 86 21 62787060  
 Fax: 86 2162786973

### Pulse South Asia

135 Joo Seng Road  
 #03-02  
 PM Industrial Bldg.  
 Singapore 368363

Tel: 65 6287 8998  
 Fax: 65 6287 8998

### Pulse North Asia

3F, No. 198  
 Zhongyuan Road  
 Zhongli City  
 Taoyuan County 320  
 Taiwan R. O. C.

Tel: 886 3 4356768  
 Fax: 886 3 4356823 (Pulse)  
 Fax: 886 3 4356820 (FRE)

Performance warranty of products offered on this data sheet is limited to the parameters specified. Data is subject to change without notice. Other brand and product names mentioned herein may be trademarks or registered trademarks of their respective owners. © Copyright, 2016. Pulse Electronics, Inc. All rights reserved.



Компания «ЭлектроПласт» предлагает заключение долгосрочных отношений при поставках импортных электронных компонентов на взаимовыгодных условиях!

Наши преимущества:

- Оперативные поставки широкого спектра электронных компонентов отечественного и импортного производства напрямую от производителей и с крупнейших мировых складов;
- Поставка более 17-ти миллионов наименований электронных компонентов;
- Поставка сложных, дефицитных, либо снятых с производства позиций;
- Оперативные сроки поставки под заказ (от 5 рабочих дней);
- Экспресс доставка в любую точку России;
- Техническая поддержка проекта, помощь в подборе аналогов, поставка прототипов;
- Система менеджмента качества сертифицирована по Международному стандарту ISO 9001;
- Лицензия ФСБ на осуществление работ с использованием сведений, составляющих государственную тайну;
- Поставка специализированных компонентов (Xilinx, Altera, Analog Devices, Intersil, Interpoint, Microsemi, Aeroflex, Peregrine, Syfer, Eurofarad, Texas Instrument, Miteq, Cobham, E2V, MA-COM, Hittite, Mini-Circuits, General Dynamics и др.);

Помимо этого, одним из направлений компании «ЭлектроПласт» является направление «Источники питания». Мы предлагаем Вам помощь Конструкторского отдела:

- Подбор оптимального решения, техническое обоснование при выборе компонента;
- Подбор аналогов;
- Консультации по применению компонента;
- Поставка образцов и прототипов;
- Техническая поддержка проекта;
- Защита от снятия компонента с производства.



#### Как с нами связаться

**Телефон:** 8 (812) 309 58 32 (многоканальный)

**Факс:** 8 (812) 320-02-42

**Электронная почта:** [org@eplast1.ru](mailto:org@eplast1.ru)

**Адрес:** 198099, г. Санкт-Петербург, ул. Калинина, дом 2, корпус 4, литера А.