

5 POLE MID POWER **SPEC Pak**[®]

Sealed Power For Environmental Connections



3 Phase AC Power Distribution | Motors & Controls | Industrial Equipment
60 Amps | Compact Sealed Connector | IP68



APP[®]
Anderson Power Products[®]

An **IDEAL** Company

Electrical		
Current Rating (Amperes)	UL 1977	CSA
10 AWG	45	30
8 AWG	60	40
Voltage Rating		
UL 1977 (AC/DC)	600	
Grounding		
UL 2238, Sec 37.8	Pass	
Contact Resistance (average)	.300 Milliohms	

Materials	
Shell, Housing & Sealing Nut	PC/PBT
Contact Holders	PBT- GF
Contact Retention Clip	Be-Cu
Latch	Stainless Steel
Flammability	UL 94 V-0
Weatherability	UL 746C F1
Sockets	Copper
SC08-GH	Ag plating over Ni
SC08-SN	Ag plating over Ni
Pins	Copper
PP08SGH	Ag plating over Ni
PC08SSN	Ag plating over Ni

Mechanical	
Environmental Seal	
IEC 60529	IP 68
UL 50E	Pass
Wire Size	10 to 8 AWG 6.0 to 8.4 mm ²
Operating Temperature	
UL 1977	-40 to 105°C -40 to 221°F
Mating Cycles (no load)	250 min
Mating Force (nominal)	28 lbf 125 N
Unmating Force	12 lbf 53 N
Contact Retention Force (min)	50 lbf 222 N
Touch Safe (IEC 60529)	IP 20 (socket side only)

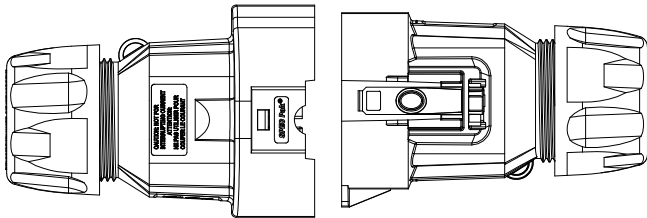


Silver = Ag Gold = Au Nickel = Ni

ORDERING INFORMATION

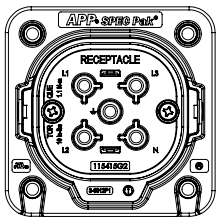
SPEC Pak® is a highly configurable environmentally sealed connector. For convenience, follow the steps below to determine component part numbers.

Step 1: Select Shell



SK1-076D05
Inline Receptacle

SK6-076D05
Plug

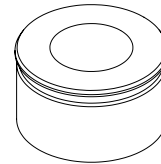


SK2-076D05
Panel Mount Receptacle & Gasket

Description	- Part Numbers -
Minimum Quantity	25
Inline Receptacle Shell	SK1-076D05
Plug Shell	SK6-076D05
Panel Mount Receptacle	SK2-076D05
Receptacle Cover	SK9-076
Plug Cover	SK9P-076

Contact holders are available with multiple keys, please inquire.

Step 2: Select Sealing Gland



* Define:

	<u>Number of Wires</u>	<u>Wire OD</u>
Wires		
- Discrete	_____	_____
- Bundled	_____	_____

* Select wire protection that will accommodate the number of wires and outer diameter (OD) of the wire used in your application.

* Wire protection is required for use with inline receptacles (SK1-076D0) and plugs (SK6-076D05) to obtain IP68 seal.

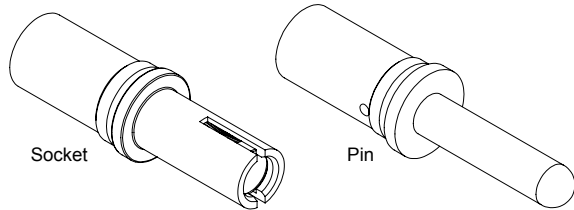
Number of Holes	Cable Range Wire Outer Diameter mm (in)	Sealing Grommet Only - Part Numbers -
Minimum Quantity		10
1	18.0 - 24.0 mm (0.79" - 0.85")	B02130P7

Other sealing grommets available, please inquire.

Torque Requirements

Hand tighten. Using a 44 mm wrench or strap wrench, tighten an additional 3/4—1 turn.

Step 3: Select Contacts



* Define:

Contacts

	<u>Number of Circuits</u>	<u>Wire Gauge</u>
- Power	_____	_____
- Other	_____	_____

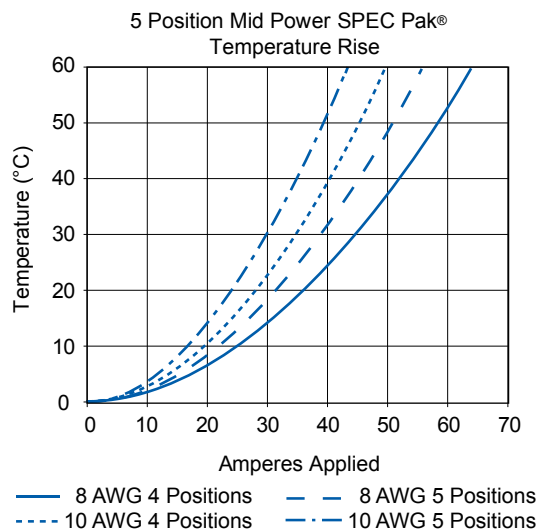
Amps (continuous): ____ Max amps at ____ volts

* Select power and/or ground contacts appropriate for your wire size (AWG or mm²).

• Sockets are used in the receptacles
(part numbers SK1-076D05 & SK2-076D05)

• Pins are used in the plug
(part number SK6-076D05)

| TEMPERATURE CHART |



Description	- Part Numbers -
Minimum Quantity	10
Power Drawer® #8 socket crimp, first-mate	SC08-GH
Power Drawer® #8 socket crimp, standard mate	SC08-SN
Power Drawer® #8 plug crimp, first-mate	PP08SGH
Power Drawer® #8 plug crimp, standard mate	PC08SSN

| TOOLING |

Wire Size		Part Number	Description	Crimp Tools					
AWG	MM ²	Power Contact		Pneumatic Bench Tool	Die	Locator	Daniels Mfg Tool*		
				+	+	OR	Tool	Die	Locator
#8/10	8.4/6.0	SC08-GH	POWER DRAWER CONT.#8 SOC.CRIMP, FIRST MATE	1387G1	1388G6	1389G19	M22520/23-01	M22520/23-2	M22520/23-9
#8/10	8.4/6.0	SC08-SN	POWER DRAWER CONT.#8 SOC.CRIMP, STD.MATE				M22520/23-01	M22520/23-2	M22520/23-9
#8/10	8.4/6.0	PP08SGH	POWER DRAWER CONT.#8 PIN,CRIMP, STD.MATE, FIRST MATE				M22520/23-01	M22520/23-2	M22520/23-9
#8/10	8.4/6.0	PC08SSN	POWER DRAWER CONT.#8 PIN,CRIMP, STD.MATE				M22520/23-01	M22520/23-2	M22520/23-9

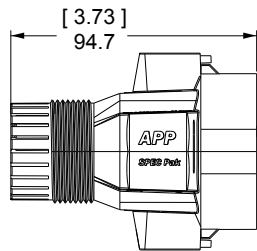
* Must contact Daniels directly for this tooling option, www.dmctools.com.



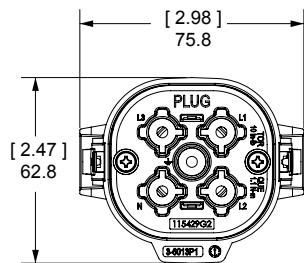
Dimensions

| PLUG MID POWER |

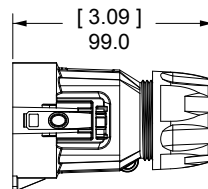
Top View



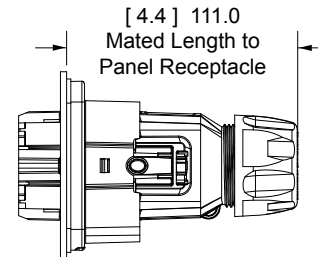
Front View



Side View

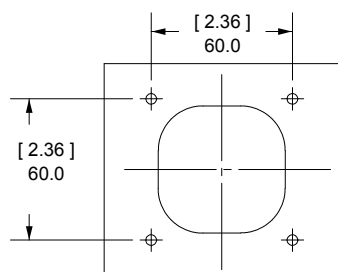


Mated View

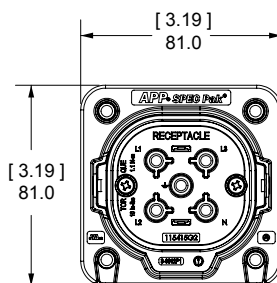


| PANEL MOUNT RECEPTACLE MID-POWER |

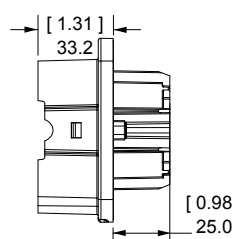
Panel Cut Out



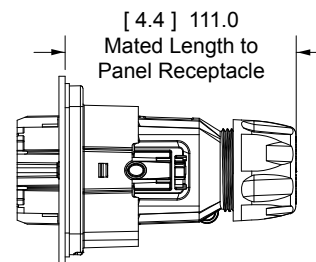
Front View



Side View

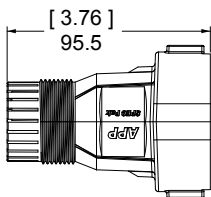


Mated View

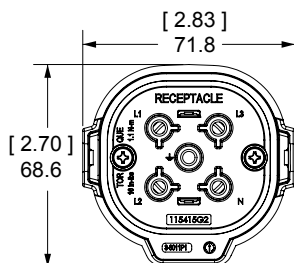


| INLINE RECEPTACLE MID-POWER |

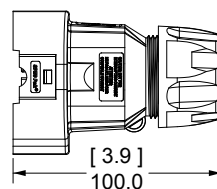
Top View



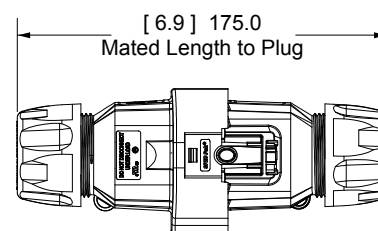
Front View



Side View

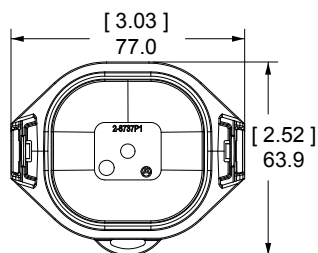


Mated View



| PLUG COVER KIT |

Front View

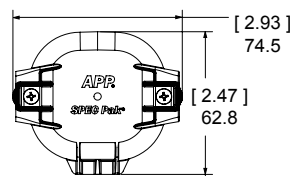


Side View



| RECEPTACLE COVER KIT |

Front View



Side View



DS-MPSPAK5P REV 0

All Data Subject To Change Without Notice

© 2016 Anderson Power Products, Inc. All rights reserved. SPEC Pak®, Power Drawer®, APP®, Anderson Power Products® and the APP logo are registered trademarks of Anderson Power Products, Inc.™.

HEADQUARTERS: Anderson Power Products®, 13 Pratts Junction Road, Sterling, MA 01564-2305 USA T:978-422-3600 F:978-422-0128 • **EUROPE:** Anderson Power Products® Ltd., Unit 3, Europa Court, Europa Boulevard, Westbrook, Warrington, Cheshire, WA5 7TN United Kingdom T: +44 (0) 1925 428390 F: +44 (0) 1925 520203 • **ASIA / PACIFIC:** IDEAL Anderson Asia Pacific Ltd., Unit 922-928 Topsail Plaza, 11 On Sum Street, Shatin N.T., Hong Kong T: +(852) 2636 0836 F: +(852) 2635 9036 • **CHINA:** IDEAL Anderson Technologies (Shenzhen) Ltd., Block A8 Tantou Western Industrial Park, Songgang Baoan District, Shenzhen, PR. China 518105 T: +(86) 755 2768 2118 F: +(86) 755 2768 2218 • **TAIWAN:** IDEAL Anderson Asia Pacific Ltd., Taiwan Branch, 4F.-2, No.116, Dadun 20th St., Situn District, Taichung City 407, Taiwan (R.O.C.) T: +(886) 4 2310 6451 F: +(886) 4 2310 6460 • www.andersonpower.com

Mouser Electronics

Authorized Distributor

Click to View Pricing, Inventory, Delivery & Lifecycle Information:

[Anderson Power Products:](#)

[PP08SGH](#) [SK2-076D05](#) [SC08-GH](#) [SK1-076D05](#) [SK6-076D05](#)



Компания «ЭлектроПласт» предлагает заключение долгосрочных отношений при поставках импортных электронных компонентов на взаимовыгодных условиях!

Наши преимущества:

- Оперативные поставки широкого спектра электронных компонентов отечественного и импортного производства напрямую от производителей и с крупнейших мировых складов;
- Поставка более 17-ти миллионов наименований электронных компонентов;
- Поставка сложных, дефицитных, либо снятых с производства позиций;
- Оперативные сроки поставки под заказ (от 5 рабочих дней);
- Экспресс доставка в любую точку России;
- Техническая поддержка проекта, помощь в подборе аналогов, поставка прототипов;
- Система менеджмента качества сертифицирована по Международному стандарту ISO 9001;
- Лицензия ФСБ на осуществление работ с использованием сведений, составляющих государственную тайну;
- Поставка специализированных компонентов (Xilinx, Altera, Analog Devices, Intersil, Interpoint, Microsemi, Aeroflex, Peregrine, Syfer, Eurofarad, Texas Instrument, Miteq, Cobham, E2V, MA-COM, Hittite, Mini-Circuits, General Dynamics и др.);

Помимо этого, одним из направлений компании «ЭлектроПласт» является направление «Источники питания». Мы предлагаем Вам помощь Конструкторского отдела:

- Подбор оптимального решения, техническое обоснование при выборе компонента;
- Подбор аналогов;
- Консультации по применению компонента;
- Поставка образцов и прототипов;
- Техническая поддержка проекта;
- Защита от снятия компонента с производства.



Как с нами связаться

Телефон: 8 (812) 309 58 32 (многоканальный)

Факс: 8 (812) 320-02-42

Электронная почта: org@eplast1.ru

Адрес: 198099, г. Санкт-Петербург, ул. Калинина, дом 2, корпус 4, литера А.