



Spectra-Bond® parallel conductors — 111 series and Spectra-Bond® twisted pairs — 114 series



benefits

- Low cost point-to-point wiring
- Insulation easily separated for circuit routing
- Color coded
- Standard termination techniques
- Versatile applications
- UL recognized style 

characteristics

Physical

— 111 series — parallel

Conductors: 22-30 AWG, 7 and 19 strand, tinned copper

Insulation: .010" nom. wall, flame retardant PVC

Number of conductors: 2 to 100

Color code: brown, red, orange, yellow, green, blue, violet, gray, white, black (repeat)

— 114 series — twisted pairs

Conductors: 22-30 AWG, 7 strand, tinned copper

Insulation: .010" nom. wall, flame retardant PVC, .016" nom. wall, flame retardant PVC available

Number of conductors: 2 to 100

Electrical

Voltage rating: 300 V per UL

Insulation resistance:
10¹⁰ ohms — 10 ft., min.

UL style number: Cable style 2697, cable style 2693

Temperature rating: 2697 (80°C, 300V), 2693 (105°C, 300V)

CSA: Available upon request

description

Bonded planar cable was originally developed, patented and introduced by Spectra-Strip. Bonded flat ribbon cables reduce both cost and packaging volume because they can be contour-formed, are self-supporting with minimum clamping, and can dissipate heat faster than round multi-conductor cable. They are used today in a great variety of interconnective systems using point-to-point wiring applications. These flat cables are fully compatible with standard termination techniques such as soldering, crimping and wire wrapping.

Spectra-Strip standard bonded cable consists of stranded or solid round conductors insulated with color-coded PVC and bonded together by a patented process to form a flat ribbon.

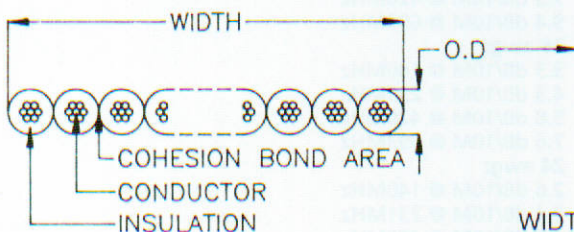
special bonded cables

Spectra-Strip has a highly versatile design and manufacturing capability for planar bonded PVC cables. A wide range of specially designed and produced constructions can be obtained by consulting the factory with specific requirements and cable descriptions.

Bonded constructions may be designed so that a single cable can contain several different wires or cables to provide a complete range of circuit functions including power, control, transmission and signalling.

A special cross-linked PVC insulation offering improved performance in resistance to heat and abrasion plus outstanding flame retardancy is also available. It is produced by exposure to a high-energy electron beam which cross-links the molecular structure of the PVC.

dimensions



30 AWG	=	.032"	(0.81 mm)
28 AWG	=	.035"	(0.89 mm)
26 AWG	=	.039"	(1.00 mm)
24 AWG	=	.044"	(1.12 mm)
22 AWG	=	.051"	(1.30 mm)

$$\text{WIDTH} = (\text{Number of Conductors}) \times (\text{O.D.})$$

Spectra-Bond® parallel conductors and Spectra-Bond® twisted pairs

order information

— 111 series

Part No.	AWG	No. Cond.	STR	Nom. Width 'W'		Approx. Wt./Roll	
				in.	(mm)	lbs.	(kg)
843-111-3003-010	30	10	7/38	.32	(8,13)	.74	(0,34)
843-111-3003-015	30	15	7/38	.48	(12,19)	1.11	(0,50)
843-111-3003-020	30	20	7/38	.64	(16,26)	1.48	(0,67)
843-111-3003-030	30	30	7/38	.96	(24,38)	2.22	(1,01)
843-111-2803-010	28	10	7/36	.35	(8,89)	1.00	(0,45)
843-111-2803-015	28	15	7/36	.53	(13,34)	1.50	(0,68)
843-111-2803-020	28	20	7/36	.70	(17,78)	2.00	(0,91)
843-111-2803-030	28	30	7/36	1.05	(26,67)	3.00	(1,36)
843-111-2609-010	26	10	7/34	.39	(9,91)	1.42	(0,64)
843-111-2609-014	26	14	7/34	.55	(13,88)	1.99	(0,90)
843-111-2609-015	26	15	7/34	.59	(14,86)	2.13	(0,97)
843-111-2609-016	26	16	7/34	.63	(15,88)	3.18	(1,44)
843-111-2609-020	26	20	7/34	.78	(19,81)	2.84	(1,29)
843-111-2609-030	26	30	7/34	1.17	(29,72)	4.26	(1,93)
843-111-2413-010	24	10	7/32	.44	(11,18)	2.05	(0,93)
843-111-2414-010	24	10	19/36	.45	(11,43)	2.22	(1,01)
843-111-2413-015	24	15	7/32	.66	(16,76)	3.08	(1,40)
843-111-2414-015	24	15	19/36	.68	(17,15)	3.33	(1,51)
843-111-2413-020	24	20	7/32	.88	(22,35)	4.10	(1,86)
843-111-2414-020	24	20	19/36	.90	(22,86)	4.44	(2,01)
843-111-2413-030	24	30	7/32	1.32	(33,53)	6.15	(2,79)
843-111-2414-030	24	30	19/36	1.35	(34,29)	6.66	(3,02)
843-111-2213-010	22	10	7/30	.51	(12,94)	2.97	(1,35)
843-111-2214-010	22	10	19/34	.51	(12,94)	3.22	(1,46)
843-111-2213-015	22	15	7/30	.77	(19,43)	4.46	(2,02)
843-111-2214-015	22	15	19/34	.77	(19,43)	4.83	(2,19)
843-111-2213-020	22	20	7/30	1.02	(25,91)	5.94	(2,69)
843-111-2214-020	22	20	19/34	1.02	(25,91)	6.44	(2,92)
843-111-2213-030	22	30	7/30	1.53	(38,86)	8.91	(4,04)
843-111-2214-030	22	30	19/34	1.53	(38,86)	9.66	(4,38)

Standard sizes are stocked and packaged in 100 foot put-ups.

order information

— 114 series

Please consult factory for full information.

80°C, 300V cable may be certified under Canadian Standards Association (CSA) Appliances Wiring Material Program, (specify UL Style or CSA at time of order). For different wire gauges, number of conductors, color striping, materials and other special requirements, please consult the factory.



Компания «ЭлектроПласт» предлагает заключение долгосрочных отношений при поставках импортных электронных компонентов на взаимовыгодных условиях!

Наши преимущества:

- Оперативные поставки широкого спектра электронных компонентов отечественного и импортного производства напрямую от производителей и с крупнейших мировых складов;
- Поставка более 17-ти миллионов наименований электронных компонентов;
- Поставка сложных, дефицитных, либо снятых с производства позиций;
- Оперативные сроки поставки под заказ (от 5 рабочих дней);
- Экспресс доставка в любую точку России;
- Техническая поддержка проекта, помощь в подборе аналогов, поставка прототипов;
- Система менеджмента качества сертифицирована по Международному стандарту ISO 9001;
- Лицензия ФСБ на осуществление работ с использованием сведений, составляющих государственную тайну;
- Поставка специализированных компонентов (Xilinx, Altera, Analog Devices, Intersil, Interpoint, Microsemi, Aeroflex, Peregrine, Syfer, Eurofarad, Texas Instrument, Miteq, Cobham, E2V, MA-COM, Hittite, Mini-Circuits, General Dynamics и др.);

Помимо этого, одним из направлений компании «ЭлектроПласт» является направление «Источники питания». Мы предлагаем Вам помощь Конструкторского отдела:

- Подбор оптимального решения, техническое обоснование при выборе компонента;
- Подбор аналогов;
- Консультации по применению компонента;
- Поставка образцов и прототипов;
- Техническая поддержка проекта;
- Защита от снятия компонента с производства.



Как с нами связаться

Телефон: 8 (812) 309 58 32 (многоканальный)

Факс: 8 (812) 320-02-42

Электронная почта: org@eplast1.ru

Адрес: 198099, г. Санкт-Петербург, ул. Калинина, дом 2, корпус 4, литера А.