



PSD signal towers

Optimum detection of machine states

PSD signal towers

Clear signaling – at all times and in all places

Reducing downtimes and thus costs is the only way to ensure a competitive advantage. Unmistakable signaling of the machine or system state is a crucial requirement for this. The modular signal towers of the PSD (Phoenix Signaling Devices) product range are characterized by their wide range of signals in optical as well as acoustic elements.

If you require central monitoring of the machine states, even in areas without network infrastructure, you can choose between two cost-effective alternatives. The signal tower assumes the role of a wireless interface and also enables direct or subsequent evaluation on the PC.

Be flexible when it comes to system expansions and conversions and try it for yourself.



Advantages of the PSD signal towers from Phoenix Contact:

- Clear status indication
- Considerable signal diversity
- Fast installation
- Modular design
- Modular expansion
- Various mounting options
- High degree of protection
- Central monitoring and control

The signal towers are used to indicate the status on machines or systems, including operating state (startup, normal operation, etc.), warnings, error messages, pending critical states, acknowledgement requests, etc.. There are also numerous other applications, such as the status display of access controls and cabinet systems.

Advantages of our WIN system:

- Simultaneous monitoring of a large number of machines
- Central monitoring is possible, even in areas without network infrastructure (e.g., Ethernet)
- Can be operated parallel to other wireless applications
- High wireless range possible
- No programming or parameterization required
- Graphical evaluation of machine states
- Retrospective analysis of machine states
- Error messages via e-mail

WIN wireless system

Using the WIN (Wireless Information Network) system, it is possible to simultaneously monitor the states of up to 50 machines at a central point by transmitting the states via wireless elements integrated into the signal towers (slaves) to a receiving element (master) that is connected to the USB port of a PC.

A slave has a wireless range of up to 300 m. The distance of a slave from the master can be increased by up to 900 m with the help of the integrated repeater and routing function.



Wireless multiplexer

In addition to creating a complete wireless system, it is also possible to mirror the state of a signal tower outside of the line of sight wirelessly to another signal tower with the wireless multiplexer set (PSD-S MUX SET). Both elements of the set can be used directly without prior configuration.

Technical data

General data

| | |
|----------------------|---|
| Input voltage | 24 V DC |
| Ambient temperature | -20°C ... 50°C |
| Degree of protection | IP65, when installed |
| Diameter | 70 mm |
| Mounting position | Any |
| Approvals |  |

Optical elements

| | |
|------------------------|--|
| Type of optical signal | Permanent light (bulb), flashing light (Xenon flash tube), LED permanent light, LED blinking light, LED flashing light (double flash), LED random flashing light, LED rotating light |
| Calotte color | Red, green, yellow, clear, blue |

Acoustic elements

| | |
|-------------------------|-----------------------------|
| Type of acoustic signal | Siren, buzzer, voice output |
| Volume | Max. 105 dB(A) |

Wireless elements

| | |
|-----------|--|
| Frequency | 868 MHz or 915 MHz () |
|-----------|--|

PSD signal towers

Mounting options tailored to your requirements

Construction of a PSD signal tower – modular and flexible

To assemble your signal tower, proceed as follows:

- ① Select the appropriate mounting method for your signal tower application: surface or tube mounting
- ② If applicable, select the angled connector or outlet box
- ③ If applicable, select the base and the required tube length: 110 mm ... 1000 mm
- ④ Select the appropriate connection element for the mounting type: screw or spring-cage connection
- ⑤ Select
 - (a) the optional wireless elements,
 - (b) the required optical elements,
 - (c) if applicable, the acoustic element



⑤a



Order No. 2700679
WIN wireless system



Order No. 2700683
Wireless multiplexer

④



Order No. 2700093
Connection element with screw connection



Order No. 2700091
Connection element with spring-cage connection

②



Order No. 2700160
Bracket for single-sided surface mounting



Order No. 2700161
Bracket for two-sided surface mounting

①

Surface mounting

Without wireless element:

You can combine up to five optical signal elements or up to four optical and one acoustic signal element.

With wireless element:

You can combine up to four optical signal elements or up to three optical and one acoustic signal element.

5b

Optical signal elements

(LED) permanent light,
(LED) flashing light,
LED blinking light,
etc.
(for ordering information
see page 6)



Acoustic signal elements

Siren, buzzer,
voice output
(for ordering information
see page 7)



5c



Order No. 2700095
**Connection element
with screw connection**



Order No. 2700092
**Connection element
with spring-cage
connection**

4

250 mm Order No. 2700157
400 mm Order No. 2700158
1000 mm Order No. 2700154
Tube, Ø 25 mm



Order No. 2700152
**Tube for direct
mounting on the
foldaway base**



Order No. 2700150
**Adapter for single-hole
mounting**



Order No. 2700156
**Base with integrated
tube, 110 mm long**



Order No. 2700163
**Base for tube,
Ø 25 mm, plastic**



Order No. 2700164
**Base for tube,
Ø 25 mm, metal**



Order No. 2700151
**Foldaway base,
pitch 7.5°**

3



Order No. 2700153
**Outlet box with
lateral cable entry**



Order No. 2700155
**Outlet box with
magnetic base and
lateral cable entry**



Order No. 2700149
**Bracket for base
mounting with hidden
cable routing**



Order No. 2700143
**Bracket for base
mounting**

2

Tube mounting

1

Product overview – PSD signal towers

Optical signal elements (see page 5)

| | | | | | |
|---------------------|---|---|---|---|---|
| |  |  |  |  |  |
| Permanent light | PSD-S OE RD Order No. 2700096 • Without bulb • 12 to 240 V AC/DC | PSD-S OE YE Order No. 2700098 • Without bulb • 12 to 240 V AC/DC | PSD-S OE GN Order No. 2700097 • Without bulb • 12 to 240 V AC/DC | PSD-S OE CL Order No. 2700099 • Without bulb • 12 to 240 V AC/DC | PSD-S OE BU Order No. 2700100 • Without bulb • 12 to 240 V AC/DC |
| | PSD-S OE FL RD Order No. 2700101 • Xenon flash tube • 24 V DC | PSD-S OE FL YE Order No. 2700103 • Xenon flash tube • 24 V DC | PSD-S OE FL GN Order No. 2700102 • Xenon flash tube • 24 V DC | PSD-S OE FL CL Order No. 2700105 • Xenon flash tube • 24 V DC | PSD-S OE FL BU Order No. 2700106 • Xenon flash tube • 24 V DC |
| LED permanent light | PSD-S OE LED RD Order No. 2700107 • 24 V AC/DC | PSD-S OE LED YE Order No. 2700122 • 24 V AC/DC | PSD-S OE LED GN Order No. 2700119 • 24 V AC/DC | PSD-S OE LED CL Order No. 2700127 • 24 V AC/DC | PSD-S OE LED BU Order No. 2700131 • 24 V AC/DC |
| | PSD-S OE LED BL RD Order No. 2700114 • 24 V AC/DC | PSD-S OE LED BL YE Order No. 2700123 • 24 V AC/DC | PSD-S OE LED BL GN Order No. 2700121 • 24 V AC/DC | PSD-S OE LED BL CL Order No. 2700128 • 24 V AC/DC | PSD-S OE LED BL BU Order No. 2700132 • 24 V AC/DC |
| LED flashing light | PSD-S OE LED FL RD Order No. 2700115 • Double flash • 24 V DC | PSD-S OE LED FL YE Order No. 2700124 • Double flash • 24 V DC | | PSD-S OE LED FL CL Order No. 2700129 • Double flash • 24 V DC | PSD-S OE LED FL BU Order No. 2700134 • Double flash • 24 V DC |
| | PSD-S OE LED RFL RD Order No. 2700118 • 24 V DC | PSD-S OE LED RFL YE Order No. 2700126 • 24 V DC | | PSD-S OE LED RFL CL Order No. 2700130 • 24 V DC | PSD-S OE LED RFL BU Order No. 2700135 • 24 V DC |
| LED rotating light | PSD-S OE LED RL RD Order No. 2700116 • 24 V AC/DC | PSD-S OE LED RL YE Order No. 2700125 • 24 V AC/DC | | | |

Accessories

| | | | |
|---|--|--|---|
|  |  |  |  |
| PSD-S AS BULB 5W Order No. 2700142 Bulb • 5 W • 24 V • BA 15d base | PSD-S AS CABLE GLAND M16X1,5 Order No. 2700145 Cable gland • M16 x 1.5 mm | PSD-S AS LABEL BOARD Order No. 2700147 Labeling panel for tube mounting • Complete with mounting material | PSD-S AS END COVER Order No. 2700148 End cover (replacement part) |

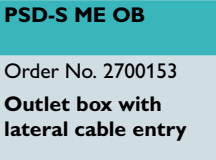
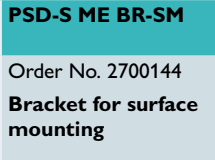

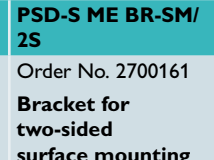
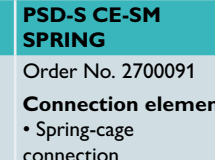

Wireless elements (see page 4)

| | | | | |
|---|--|--|--|---|
|  |  |  |  |  |
| PSD-S-WIN MA | PSD-S-WIN SL | PSD-WIN STARTERKIT | PSD-WIN SET-1MA-3SL | PSD-S MUX SET |
| WIN master Order No. 2700682 868 MHz ... 868.6 MHz Order No. 2701664 915 MHz  | WIN slave Order No. 2700681 868 MHz ... 868.6 MHz Order No. 2701565 915 MHz  | WIN starter kit Order No. 2700680 868 MHz ... 868.6 MHz Order No. 2701564 915 MHz  | WIN set Order No. 2700679 868 MHz ... 868.6 MHz Order No. 2701563 915 MHz  | Wireless multiplexer set Order No. 2700683 868 MHz ... 868.6 MHz Order No. 2701566 915 MHz  |

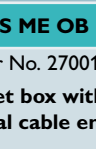
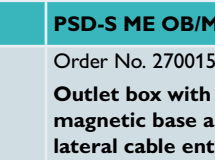
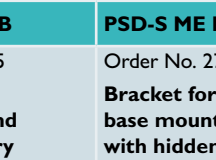
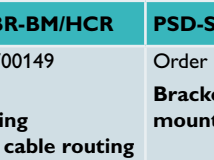
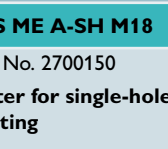
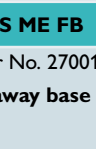
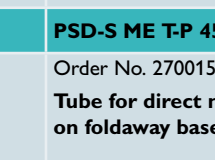
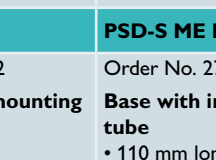
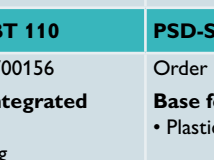
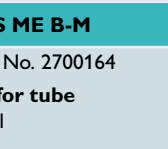

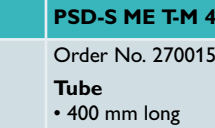
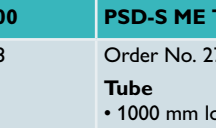
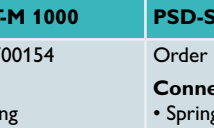
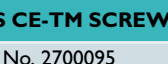
Acoustic signal elements (see page 5)

| | | | | | |
|--|--|--|--|---|---|
|  |  |  |  |  |  |
| PSD-S AE SC1-2 105DB | PSD-S AE BM2-1 85DB | PSD-S AE SP1-3 100DB/2 | PSD-S AE SM8-5 100DB/1 | PSD-S AE SM7-4 100DB/3 | PSD-S AE V15/1 |
| Order No. 2700139 Siren • Alternating continuous tone • Max. 105 dB(A) • IP40 protection • 24 V DC | Order No. 2700136 Buzzer • Continuous/pulse tone • Max. 85 dB(A) • 24 V AC/DC | Order No. 2700137 Siren • Pulse tone • Automatic volume control • Max. 100 dB(A) • 24 V DC | Order No. 2700138 Siren • 8 tones • Max. 100 dB(A) • Tones can be selected via DIP switch • 24 V AC/DC | Order No. 2700141 Siren • 7 tones • Max. 100 dB(A) • Tone selection via 3 signal cables • 24 V DC | Order No. 2700140 Voice output • Up to 15 sound sequences • Max. play time of 60 minutes • 24 V DC |

Connection and mounting elements for surface mounting (see page 4)

| | | | | | |
|--|---|---|---|--|---|
|  |  |  |  |  |  |
| PSD-S ME OB | PSD-S ME BR-SM | PSD-S ME BR-SM/1S | PSD-S ME BR-SM/2S | PSD-S CE-SM SPRING | PSD-S CE-SM SCREW |
| Order No. 2700153 Outlet box with lateral cable entry | Order No. 2700144 Bracket for surface mounting | Order No. 2700160 Bracket for single-sided surface mounting | Order No. 2700161 Bracket for two-sided surface mounting | Order No. 2700091 Connection element • Spring-cage connection | Order No. 2700093 Connection element • Screw connection |

Connection and mounting elements for tube mounting (see page 5)

| | | | | |
|--|---|---|---|--|
|  |  |  |  |  |
| PSD-S ME OB | PSD-S ME OB/MB | PSD-S ME BR-BM/HCR | PSD-S ME BR-BM | PSD-S ME A-SH M18 |
| Order No. 2700153 Outlet box with lateral cable entry | Order No. 2700155 Outlet box with magnetic base and lateral cable entry | Order No. 2700149 Bracket for base mounting with hidden cable routing | Order No. 2700143 Bracket for base mounting | Order No. 2700150 Adapter for single-hole mounting |
|  |  |  |  |  |
| PSD-S ME FB | PSD-S ME T-P 45 | PSD-S ME BT 110 | PSD-S ME B-P | PSD-S ME B-M |
| Order No. 2700151 Foldaway base | Order No. 2700152 Tube for direct mounting on foldaway base | Order No. 2700156 Base with integrated tube • 110 mm long | Order No. 2700163 Base for tube • Plastic | Order No. 2700164 Base for tube • Metal |
|  |  |  |  |  |
| PSD-S ME T-M 250 | PSD-S ME T-M 400 | PSD-S ME T-M 1000 | PSD-S CE-TM SPRING | PSD-S CE-TM SCREW |
| Order No. 2700157 Tube • 250 mm long | Order No. 2700158 Tube • 400 mm long | Order No. 2700154 Tube • 1000 mm long | Order No. 2700092 Connection element • Spring-cage connection | Order No. 2700095 Connection element • Screw connection |



Always up-to-date, always available to you. Here you'll find everything on our products, solutions and service:

www.phoenixcontact.net

Product range

- Cables and connectors
- Controllers and PLCs
- DIN rail power supplies and UPS
- Electronic reversing contactors and motor control
- Electronics housing
- Ethernet networks
- Fieldbus components and systems
- Functional safety
- HMIs and industrial PCs
- I/O systems
- Industrial communication technology
- Industrial lighting
- Installation and mounting material
- Marking and labeling
- Measurement and control technology
- Modular terminal blocks
- Monitoring and signaling
- PCB terminal blocks and PCB connectors
- Plug-in connectors
- Protective devices
- Relays
- Sensor cables and connectors
- Software
- Surge protection devices
- System cabling for DCS and PLC
- Tools
- Wireless data communication

PHOENIX CONTACT GmbH & Co. KG
32825 Blomberg, Germany
Phone: +49 (0) 52 35 3-00
Fax: +49 (0) 52 35 3-4 12 00
www.phoenixcontact.net



Компания «ЭлектроПласт» предлагает заключение долгосрочных отношений при поставках импортных электронных компонентов на взаимовыгодных условиях!

Наши преимущества:

- Оперативные поставки широкого спектра электронных компонентов отечественного и импортного производства напрямую от производителей и с крупнейших мировых складов;
- Поставка более 17-ти миллионов наименований электронных компонентов;
- Поставка сложных, дефицитных, либо снятых с производства позиций;
- Оперативные сроки поставки под заказ (от 5 рабочих дней);
- Экспресс доставка в любую точку России;
- Техническая поддержка проекта, помощь в подборе аналогов, поставка прототипов;
- Система менеджмента качества сертифицирована по Международному стандарту ISO 9001;
- Лицензия ФСБ на осуществление работ с использованием сведений, составляющих государственную тайну;
- Поставка специализированных компонентов (Xilinx, Altera, Analog Devices, Intersil, Interpoint, Microsemi, Aeroflex, Peregrine, Syfer, Eurofarad, Texas Instrument, Miteq, Cobham, E2V, MA-COM, Hittite, Mini-Circuits, General Dynamics и др.);

Помимо этого, одним из направлений компании «ЭлектроПласт» является направление «Источники питания». Мы предлагаем Вам помощь Конструкторского отдела:

- Подбор оптимального решения, техническое обоснование при выборе компонента;
- Подбор аналогов;
- Консультации по применению компонента;
- Поставка образцов и прототипов;
- Техническая поддержка проекта;
- Защита от снятия компонента с производства.



Как с нами связаться

Телефон: 8 (812) 309 58 32 (многоканальный)

Факс: 8 (812) 320-02-42

Электронная почта: org@eplast1.ru

Адрес: 198099, г. Санкт-Петербург, ул. Калинина, дом 2, корпус 4, литера А.