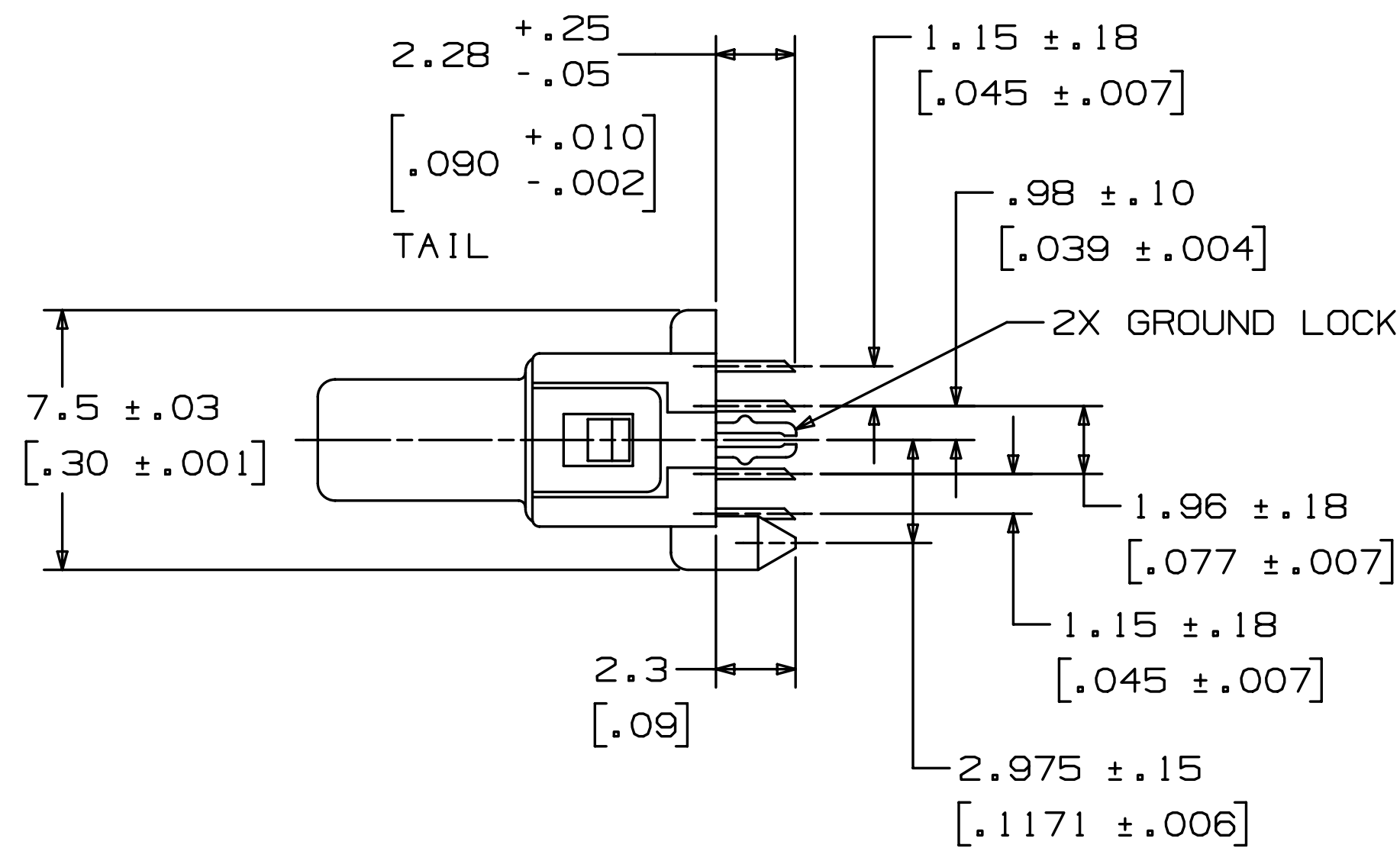
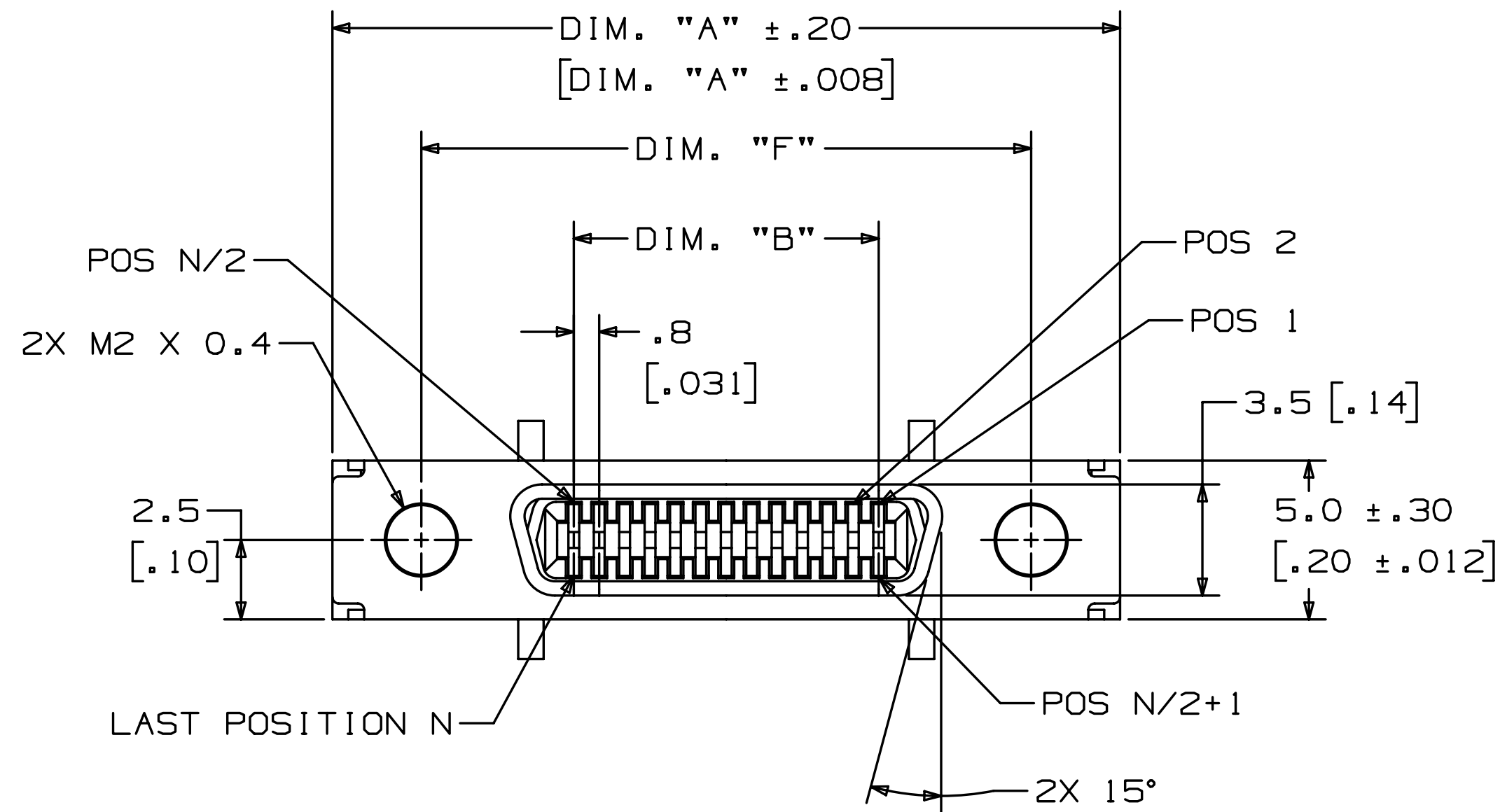
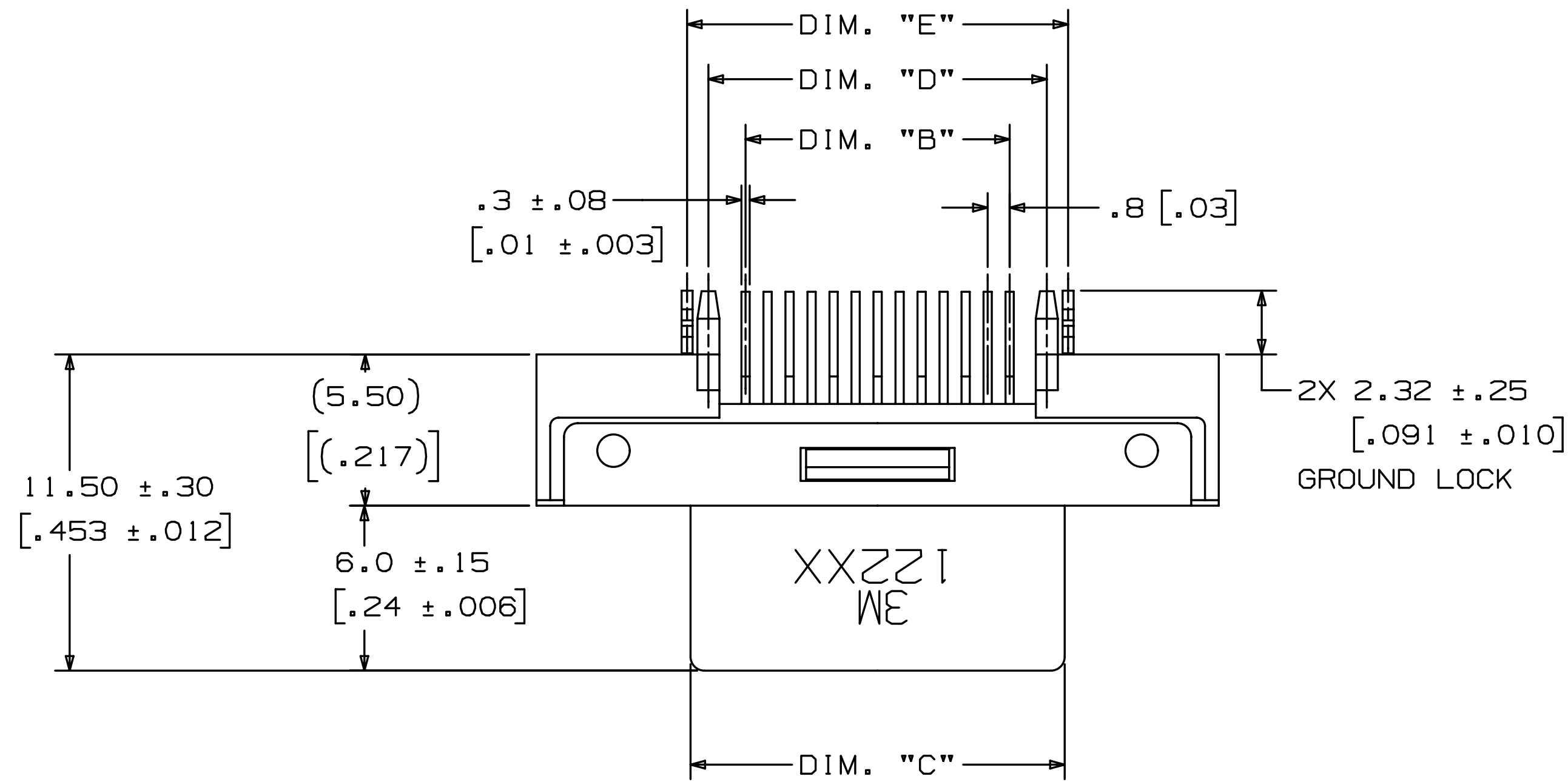


3M™ Shrunk Delta Ribbon (SDR) Connectors, 122 Series
 .80 mm Boardmount, Through-Hole, Vertical Receptacle, Shielded



- NOTES
- MATERIAL:
 INSULATION: HIGH TEMPERATURE NYLON
 COLOR: BLACK, UL94V-0

 CONTACT: COPPER ALLOY
 PLATING:
 UNDERPLATE: 2µm [80µ"] NICKEL
 WIPING AREA: .76µm [30µ"] GOLD
 TERMINATION AREA: GOLD FLASH OVER NICKEL

 SHROUD & LATCH HOOK: STEEL
 PLATING: NICKEL

 GROUND LOCK: COPPER ALLOY
 PLATING: SEMI-BRIGHT TIN OVER NICKEL

 LOCK SCREW: STEEL
 PLATING: NICKEL

 ALIGNMENT PLATE: PPS
 COLOR: BLACK, UL94V-0
 - MARKING: 3M LOGO AND PART NUMBER.
 - ELECTRICAL:
 CURRENT RATING: 0.5 A
 INSULATION RESISTANCE: 500 MΩ MIN AT 250 V_{DC}
 WITHSTANDING VOLTAGE: 350 V_{AC} FOR 1 MINUTE
 - ENVIRONMENTAL:
 TEMPERATURE RATING:
 -40° C TO +70° C
 PROCESS RATING:
 REFLOW: PREHEAT 150° TO 180° C,
 90 TO 120 SECONDS
 SOLDERING: OVER 220° C,
 30 TO 60 SECONDS, PEAK TEMPERATURE
 IS 250° C MAX.
 SOLDER IRON: 380° C MAX, 3 SECONDS MAX.
 WAVE SOLDERING: 260° C, 10 SECONDS, 2 TIMES
 OR 263° C, 5 SECONDS, 2 TIMES.
 * PRE-HEAT CONDITION:
 TEMP OF COMPONENTS: 100° C MAX.
 DURATION: 60 SECONDS MAX.
 - IN THE EVENT OF CONFLICT BETWEEN THIS DATA AND THAT CONTAINED IN THE PRODUCT SPECIFICATION, THE PRODUCT SPECIFICATION TAKES PRECEDENT.
 - FOR VARIOUS PANEL THICKNESS JACKSOCKETS REFER TO TS-0142.
 - SEE REGULATORY INFORMATION APPENDIX (RIA) IN THE "ROHS COMPLIANCE" SECTION OF WWW.3MCONNECTOR.COM FOR COMPLIANCE INFORMATION.

DIMENSIONS ARE IN MM.
 SECONDARY ARE IN [INCHES]
 AND ARE FOR REFERENCE ONLY

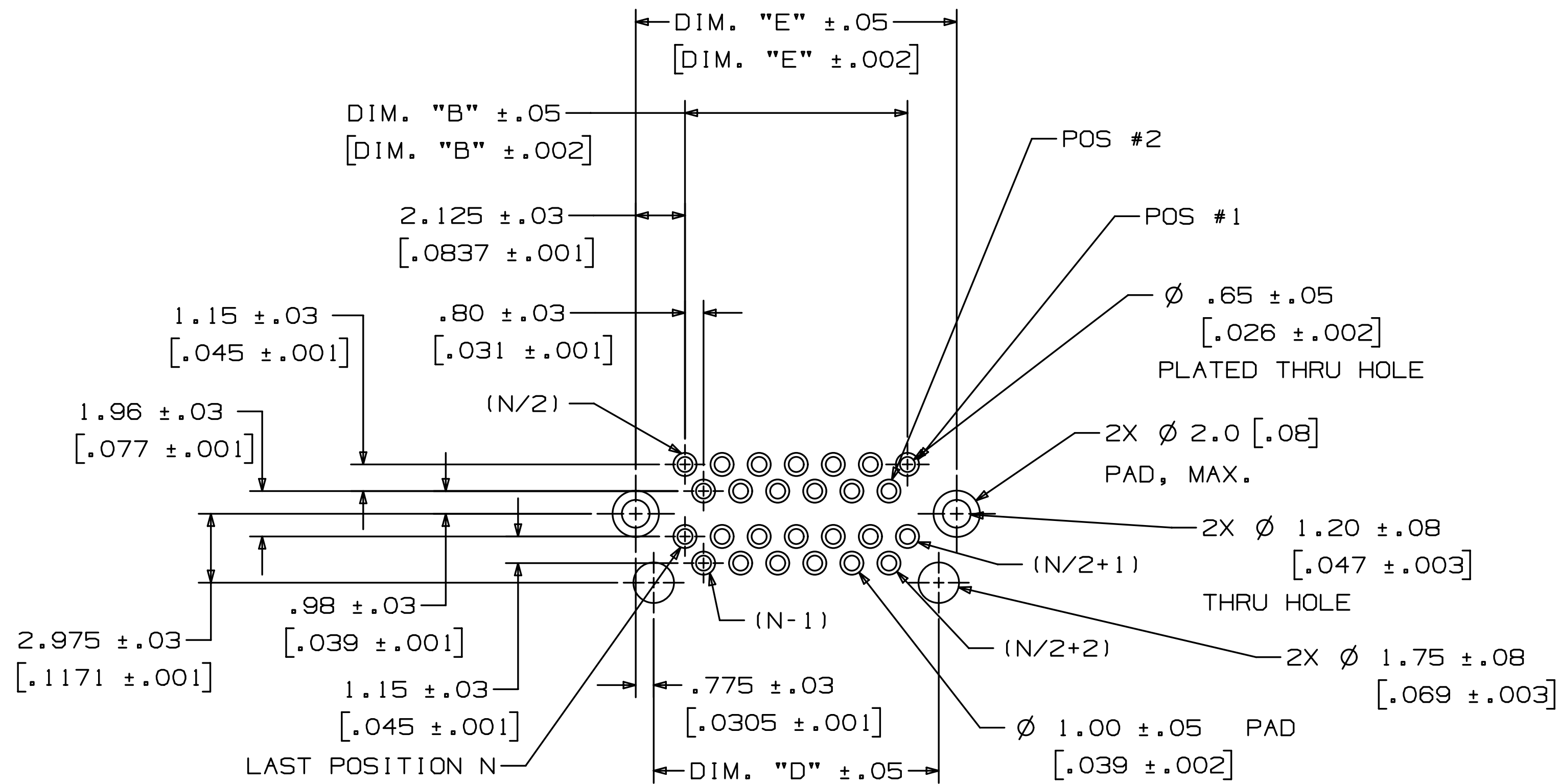
POSITION	DIM. "A"	DIM. "B"	DIM. "C"	DIM. "D"	DIM. "E"	DIM. "F"
14	20.0 [.79]	4.80 [.189]	8.8 [.35]	7.50 [.295]	9.05 [.356]	14.4 [.57]
26	24.8 [.98]	9.60 [.378]	13.6 [.54]	12.30 [.484]	13.85 [.545]	19.2 [.76]

CONNECTOR DIMENSION TABLE
 TABLE 1

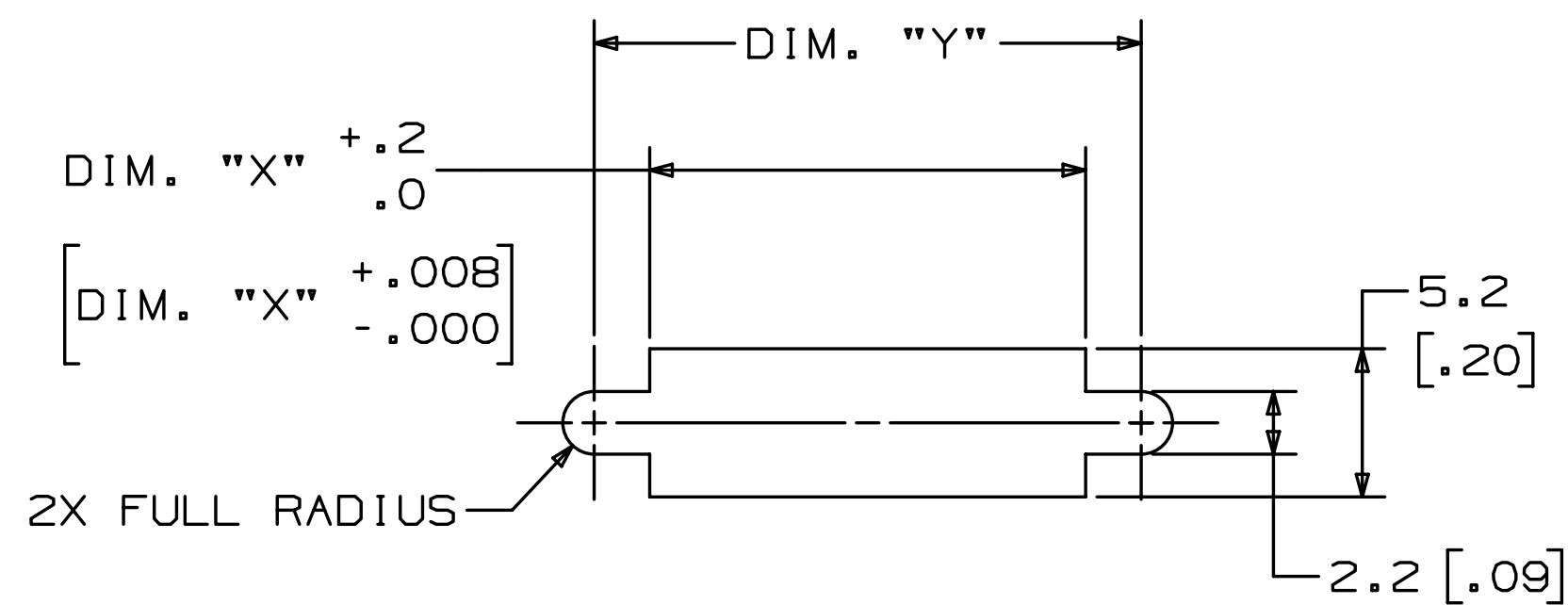
DESIGN REFERENCE	NEXT ASSEMBLY	REV	ECO	ISSUE DATE AND DESCRIPTION	DRFT	CHKD
				JAN 10, 2011 REVISED AND REDRAWN	JNC	SC
DISTRIBUTION CODE		APP'D	DATE	DATE		
		CASTIGLIONE	JAN 10, 2011			
		CHKD	DATE	DATE		
		D. CRONCH		MAR 29, 2011		
DIVISION	DIVISION CODE	© 3M COPYRIGHT 2011				
Interconnect Solutions	ISD	This document and the information it contains are 3M property and may not be reproduced or further distributed without 3M permission, or used or disclosed other than for 3M authorized purposes. All rights reserved.				
DO NOT SCALE DRAWING	SCALE 6/1	TOLERANCES EXCEPT AS NOTED	3M Center St. Paul, MN 55144			
		INCHES	TITLE			
		.0 ±.006	3M SHRUNK DELTA RIBBON (SDR) CONN.			
		.000 ±.006	122XX-11X0-00FR			
		.0000 ±.005	CAGE SIZE DRAWING NO.			
THIRD ANGLE PROJECTION		MILLIMETERS	NUMBER D 78-5100-2126-0			
INTERPRET PER ASME Y14.5 - 1994		0 ±	REV.			
		.0 ±.15	D			
MAX SURFACE ROUGHNESS		.00 ±.15	MODEL			
UNFINISHED SURFACES		.000 ±.13	122XX-1150-00			
MARKED ONLY		ANGLES	DET			
			YES NO SHT 1 OF 2			

3M
 UL FILE NO: E68080

3M™ Shrunk Delta Ribbon (SDR) Connectors, 122 Series
 .80 mm Boardmount, Through-Hole, Vertical Receptacle, Shielded



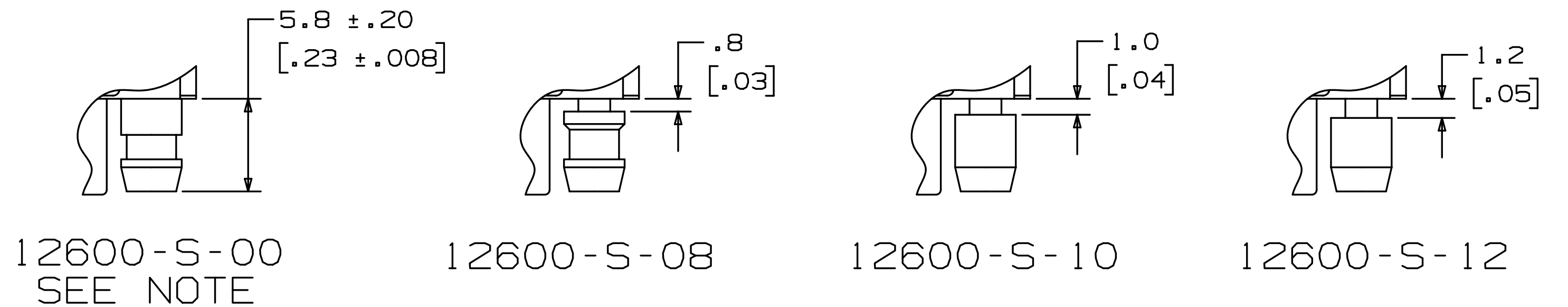
RECOMMENDED PC BOARD LAYOUT
 (MOUNT SIDE VIEW)
 N = TOTAL NUMBER OF POSITIONS
 SCALE 6X



RECOMMENDED PANEL CUT-OUT
 (MAXIMUM PANEL THICKNESS 1.2MM)

POSITION	DIM. "X"	DIM. "Y"
14	10.5 [Ø.41]	14.4 [Ø.57]
26	15.3 [Ø.60]	19.2 [Ø.76]

RECOMMENDED PANEL CUT-OUT DIMENSION TABLE
 TABLE 2



JACK SOCKET
 M2 X 0.4

NOTE: JACK SOCKET 12600-S-00 COMES FACTORY INSTALLED IN CONNECTOR 122XX-1150-00FR. IT IS FIXED WITH THREAD LOCKING ADHESIVE AND CANNOT BE REMOVED.

PANEL THICKNESS	CONNECTOR	JACK SOCKET
NO PANEL	122XX-1150-00FR	FACTORY INSTALLED (SEE NOTE)
0.8±0.1MM	122XX-1100-00FR	12600-S-08 (ORDER SEPARATELY)
1.0±0.1MM	122XX-1100-00FR	12600-S-10 (ORDER SEPARATELY)
1.2±0.1MM	122XX-1100-00FR	12600-S-12 (ORDER SEPARATELY)

SELECTION TABLE FOR PANEL MOUNTING
 TABLE 3

ORDERING INFORMATION:
 122XX-11X0-00FR

CONTACT QUANTITY (SEE TABLE 1) SCREW LOCK OPTION: (SEE TABLE 3)
 0-NONE (RIA E1 & C1 APPLY)
 5-WITH 12600-S-00 NON-REMOVABLE SCREW LOCK (RIA E5 & C3 APPLY)

DESIGN REFERENCE	NEXT ASSEMBLY	REV	ECO	ISSUE DATE AND DESCRIPTION	DRFT	CHKD
				JAN 10, 2011	JNC	SC
DISTRIBUTION CODE		APP'D	DATE	DATE		
		CASTIGLIONE	JAN 10, 2011			
		CHKD	DATE	DATE		
				MAR 29, 2011		
DIVISION	DIVISION CODE	© 3M COPYRIGHT 2011				
Interconnect Solutions	ISD	This document and the information it contains are 3M property and may not be reproduced or further distributed without 3M permission, or used or disclosed other than for 3M authorized purposes. All rights reserved.				
DO NOT SCALE DRAWING	SCALE 4/1	TOLERANCES EXCEPT AS NOTED	3M Center St. Paul, MN 55144			
		INCHES	TITLE			
		.0 ±.006	3M SHRUNK DELTA RIBBON (SDR) CONN.			
		.000 ±.006	122XX-11X0-00FR			
		.0000 ±.005	CAGE NUMBER			
THIRD ANGLE PROJECTION		MILLIMETERS	D 78-5100-2126-0			
		0 ±	REV.			
INTERPRET PER ASME Y14.5 - 1994		.0 ±.15	D			
		.00 ±.15	MODEL			
MAX SURFACE ROUGHNESS		.000 ±.13	122XX-1150-00			
MARKED SURFACES			DET			
MARKED ONLY			SHT 2 OF 2			



Компания «ЭлектроПласт» предлагает заключение долгосрочных отношений при поставках импортных электронных компонентов на взаимовыгодных условиях!

Наши преимущества:

- Оперативные поставки широкого спектра электронных компонентов отечественного и импортного производства напрямую от производителей и с крупнейших мировых складов;
- Поставка более 17-ти миллионов наименований электронных компонентов;
- Поставка сложных, дефицитных, либо снятых с производства позиций;
- Оперативные сроки поставки под заказ (от 5 рабочих дней);
- Экспресс доставка в любую точку России;
- Техническая поддержка проекта, помощь в подборе аналогов, поставка прототипов;
- Система менеджмента качества сертифицирована по Международному стандарту ISO 9001;
- Лицензия ФСБ на осуществление работ с использованием сведений, составляющих государственную тайну;
- Поставка специализированных компонентов (Xilinx, Altera, Analog Devices, Intersil, Interpoint, Microsemi, Aeroflex, Peregrine, Syfer, Eurofarad, Texas Instrument, Miteq, Cobham, E2V, MA-COM, Hittite, Mini-Circuits, General Dynamics и др.);

Помимо этого, одним из направлений компании «ЭлектроПласт» является направление «Источники питания». Мы предлагаем Вам помощь Конструкторского отдела:

- Подбор оптимального решения, техническое обоснование при выборе компонента;
- Подбор аналогов;
- Консультации по применению компонента;
- Поставка образцов и прототипов;
- Техническая поддержка проекта;
- Защита от снятия компонента с производства.



Как с нами связаться

Телефон: 8 (812) 309 58 32 (многоканальный)

Факс: 8 (812) 320-02-42

Электронная почта: org@eplast1.ru

Адрес: 198099, г. Санкт-Петербург, ул. Калинина, дом 2, корпус 4, литера А.