




SERIES 1004/1005/1006 - ENCLOSED SNAP ACTION SWITCHES

UP TO 21 (8) A 250 V~



PRODUCT ADVANTAGES

- ◆ Universally applicable, proven snap action switch series with high functional reliability in size DIN 41635 design A
- ◆ Long mechanical life endurance
- ◆ Very high inrush currents
- ◆ Compulsory friction contact system, its shearing movement can free welded contacts
- ◆ Wide range of ratings from 6 (2,5) A 400 V~ to 21 (8) A 250 V~
- ◆ Contact gaps < 3 mm and ≥ 3 mm
- ◆ Actuating forces of 0,2 N to 4,2 N

SWITCHING FUNCTIONS

- ◆ Change-over
- ◆ Normally open
- ◆ Normally closed

TERMINAL VERSIONS


- ◆ Solder terminal and short solder terminal
- ◆ Quick-connect 6.3 x 0.8 mm
- ◆ Quick-connect 4.8 x 0.8 mm
- ◆ PCB terminal frontal
- ◆ Angled PCB terminal

VERSIONS ON REQUEST

- ◆ Electrical rating change-over 21 (8) A 250 V~ 25E3
- ◆ Electrical rating normally open and normally closed 20 A 250 V~ 50E3
- ◆ Electrical rating normally open > 3 mm 10 (10) A 250 V~ 50E3
- ◆ Electrical rating change-over 8 (8) A 250 V~ 50E3
- ◆ For ambient temperatures T 125
- ◆ Change-over with contact gap ≥ 3 mm (series 1005)
- ◆ Normally open with lateral bearing connection (series 1005)
- ◆ Quick-connect 4.8 x 0.5 mm
- ◆ Quick-connect 2.8 x 0.8 mm
- ◆ UL-electrical rating up to 21 A 125 VAC 1 HP
21 A 250 VAC 2 HP

SERIES 1004 / 1005 / 1006 - ENCLOSED SNAP ACTION SWITCHES

UP TO 21 (8) A 250 V~

Electrical rating (depending on version)		21 (8) A 250 V~ 25E3 16 (4) A 400 V~ 50E3 8 (8) A 250 V~ 50E3 21 A 125 VAC 1 HP 21 A 250 VAC 2 HP
Version		DIN 41635 A
Actuating force	series 1004 series 1005 series 1006	0,2 ... 1,8 N 1,0 ... 4,2 N 0,3 ... 4,2 N
Mechanical life endurance	< 3 mm ≥ 3 mm and lever versions	10E6 5E6
Electrical life endurance		electrical rating-dependent
Contact resistance (new state)		< 100 mΩ
Insulation resistance (new state)		>100 MΩ (500 V DC between the open contacts)
High voltage resistance (new state)	< 3 mm ≥ 3 mm	750 V (between the open contacts) 1250 V (reinforced insulation) 3750 V (reinforced insulation)
Bounce time		< 10 ms
Resistance to tracking		PTI 250
Contact gap		< 3 mm (μ) or ≥ 3 mm
Ambient temperature		-40 °C ... +100 °C no condensation
Storage temperature		-40 °C ... +80 °C
Flammability	housing actuator	UL 94 V-0 UL 94 V-0 / V-2
Heat and fire-resistance		850 °C (category D)
Material	housing / actuator optional actuator optional actuator roller	duroplast or PA chrome-nickel steel PA
Contacts		Ag/Ag resp. gold-plated
Terminals		silver-plated
Solderability of terminals	duroplast-housing thermoplast-housing	max. 350 °C, 5 sec. max. 350 °C, 2-3 sec. (no pressure on the terminals when soldering by hand)
Approval marks		
Suitable for appliances of protection class II. Required air and creepage distances within the appliances have to be observed.		

The test conditions comply with EN 61058-1 resp. UL 1054

SERIES 1005

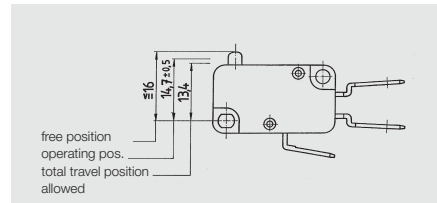
with contact gap < 3 mm

Actuating force 1,5 ... 2,5 N
 6(2,5) A 400 V~ 50E3
 10(4) A 400 V~ 10E3
 10A 125-250 VAC 1/4 HP

Actuating force 2,4 ... 3,8 N
 20(4) A 400 V~ 10E3
 16(4) A 400 V~ 50E3
 10(6) A 250 V~ 50E3
 16A 125-250 VAC 1/2 HP



change-over
 □ 1005.1001*
 □ 1005.0401*



normally open □ 1005.1201*
 □ 1005.4001
normally closed □ 1005.1101

mov. differential max. 0.3 mm
 pre-travel max. 1.8 mm
 over-travel min. 0.8 mm

SERIES 1004

with low actuating forces and contact gap < 3 mm

Actuating force 0,2 ... 0,6 N
 6(2,5) A 250 V~ 50E3
 4A 125-250 VAC 1/6 HP

Actuating force 0,5 ... 1,1 N
 10(4) A 250 V~ 50E3
 8A 125-250 VAC 1/3 HP

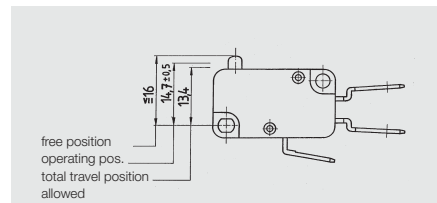
Actuating force 0,8 ... 1,8 N
 16(4) A 250 V~ 25E3



change-over
 □ 1004.1002*
 □ 1004.0402

□ 1004.1001*

□ 1004.3503



mov. differential max. 0.3 mm
 pre-travel max. 1.8 mm
 over-travel min. 0.8 mm

SERIES 1005

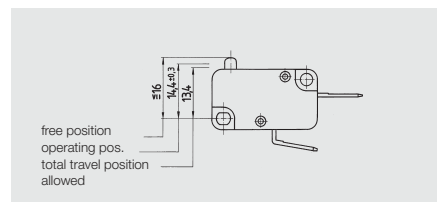
with contact gap ≥ 3 mm

Actuating force 2,4 ... 3,8 N
 10(6) A 250 V~ 50E3
 10A 125-250 VAC 1/2 HP

Actuating force 2,6 ... 4,2 N
 10(6) A 250 V~ 50E3
 10A 125-250 VAC 1/2 HP



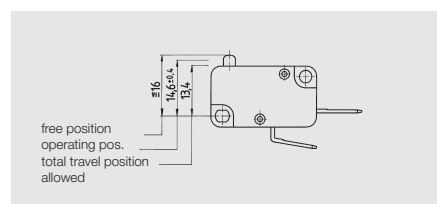
normally open
 □ 1005.1204*
 □ 1005.0904



mov. differential max. 1.2 mm
 pre-travel max. 1.9 mm
 over-travel min. 0.7 mm



normally closed
 □ 1005.1105*



mov. differential max. 1.0 mm
 pre-travel max. 1.8 mm
 over-travel min. 0.8 mm


SERIES 1004 / 1005 / 1006 - ENCLOSED SNAP ACTION SWITCHES

UP TO 21 (8) A 250 V~

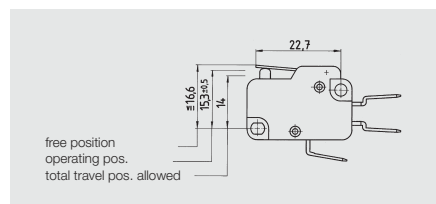
SERIES 1006

with straight metal lever
contact gap < 3 mm

actuating force 1,5 ... 2,5 N
6 (2,5) A 400 V~ 50E3
10 (4) A 400 V~ 10E3
[10 A 125-250 VAC 1/4 HP](#)

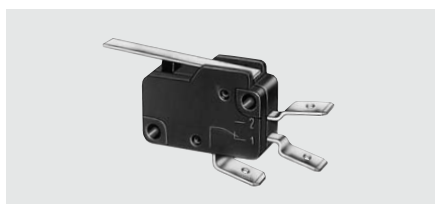


change-over
☐ 1006.1101

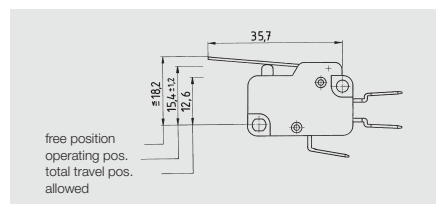


mov. differential max. 0.3 mm
pre-travel max. 1.8 mm
over-travel min. 0.8 mm

actuating force 0,8 ... 1,4 N
6 (2,5) A 400 V~ 50E3
10 (4) A 400 V~ 10E3
[10 A 125-250 VAC 1/4 HP](#)



change-over
☐ 1006.1401*
☉ 1006.0901

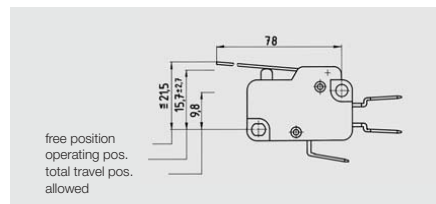


mov. differential max. 0.7 mm
pre-travel max. 4.0 mm
over-travel min. 1.6 mm

actuating force 0,30 ... 0,55 N
6 (2,5) A 400 V~ 50E3
10 (4) A 400 V~ 10E3
[10 A 125-250 VAC 1/4 HP](#)




change-over
☐ 1006.1301*

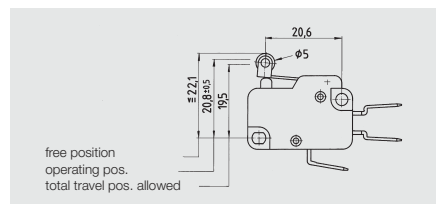


mov. differential max. 1.8 mm
pre-travel max. 8.5 mm
over-travel min. 3.2 mm

actuating force 1,5 ... 2,5 N
6 (2,5) A 400 V~ 50E3
10 (4) A 400 V~ 10E3
[10 A 125-250 VAC 1/4 HP](#)



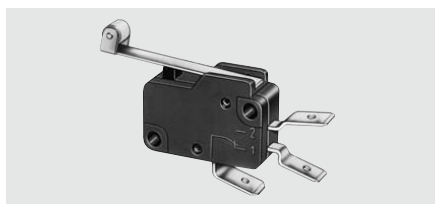
change-over
☐ 1006.1201*
☉ 1006.0701*



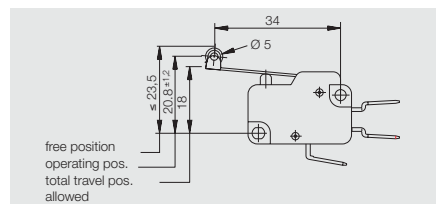
mov. differential max. 0.3 mm
pre-travel max. 1.8 mm
over-travel min. 0.8 mm

versions with 16 A or contact gap ≥ 3 mm
on request.

actuating force 0,7 ... 1,25 N
6 (2,5) A 400 V~ 50E3
10 (4) A 400 V~ 10E3
[10 A 125-250 VAC 1/4 HP](#)



change-over
☐ 1006.1511*
☉ 1006.1011*



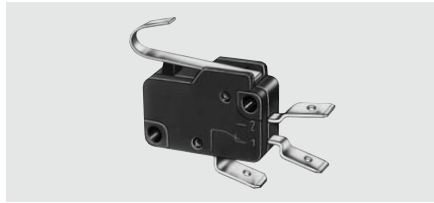
mov. differential max. 0.9 mm
pre-travel max. 3.9 mm
over-travel min. 1.6 mm

SERIES 1006

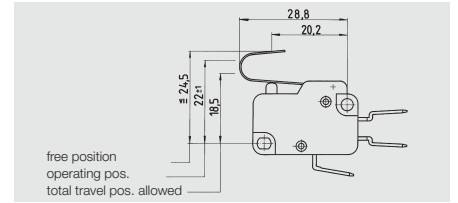
with metal spring actuator
contact gap < 3 mm

The spring actuator allows a recoil of 1.5 mm

actuating force 1,50 ... 2,50 N
6 (2,5) A 400 V~ 50E3
10 (4) A 400 V~ 10E3
[10A 125-250 VAC 1/4 HP](#)



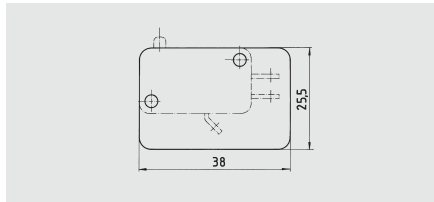
change-over
□ 1006.1801*



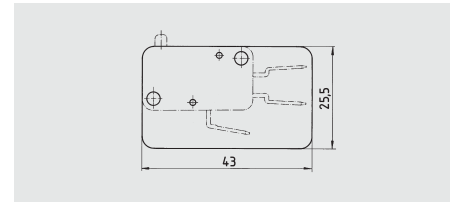
mov. differential max. 0,6 mm
pre-travel max. 3,5 mm
over-travel min. 1,0 mm
+ 1,5 mm with elastic hysteresis

INSULATING PLATES

made of hard paper HP 2061 for
mounting on metal or between
stackable switches

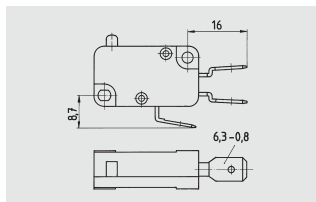
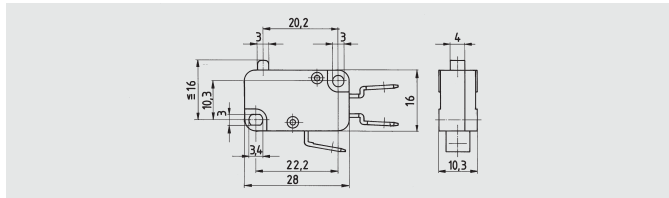


for solder terminal
thickness 0.5 mm 231 009 011*
thickness 0.8 mm 231 009 021*

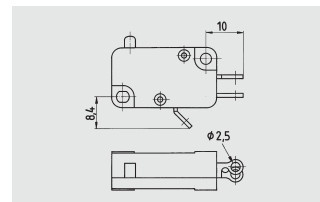


for quick-connect
thickness 0.5 mm 231 010 011*
thickness 0.8 mm 231 010 021*

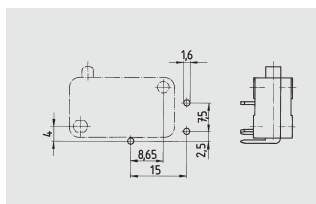
DIMENSIONED DRAWINGS



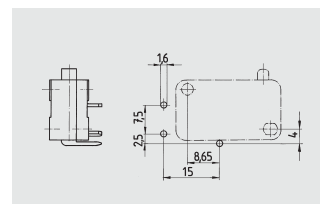
□ quick-connect



□ solder terminal



└ angled PCB-terminal to
socket side (left)



└ angled PCB-terminal to
cover side (right)



Компания «ЭлектроПласт» предлагает заключение долгосрочных отношений при поставках импортных электронных компонентов на взаимовыгодных условиях!

Наши преимущества:

- Оперативные поставки широкого спектра электронных компонентов отечественного и импортного производства напрямую от производителей и с крупнейших мировых складов;
- Поставка более 17-ти миллионов наименований электронных компонентов;
- Поставка сложных, дефицитных, либо снятых с производства позиций;
- Оперативные сроки поставки под заказ (от 5 рабочих дней);
- Экспресс доставка в любую точку России;
- Техническая поддержка проекта, помощь в подборе аналогов, поставка прототипов;
- Система менеджмента качества сертифицирована по Международному стандарту ISO 9001;
- Лицензия ФСБ на осуществление работ с использованием сведений, составляющих государственную тайну;
- Поставка специализированных компонентов (Xilinx, Altera, Analog Devices, Intersil, Interpoint, Microsemi, Aeroflex, Peregrine, Syfer, Eurofarad, Texas Instrument, Miteq, Cobham, E2V, MA-COM, Hittite, Mini-Circuits, General Dynamics и др.);

Помимо этого, одним из направлений компании «ЭлектроПласт» является направление «Источники питания». Мы предлагаем Вам помощь Конструкторского отдела:

- Подбор оптимального решения, техническое обоснование при выборе компонента;
- Подбор аналогов;
- Консультации по применению компонента;
- Поставка образцов и прототипов;
- Техническая поддержка проекта;
- Защита от снятия компонента с производства.



Как с нами связаться

Телефон: 8 (812) 309 58 32 (многоканальный)

Факс: 8 (812) 320-02-42

Электронная почта: org@eplast1.ru

Адрес: 198099, г. Санкт-Петербург, ул. Калинина, дом 2, корпус 4, литера А.