



## 18 Watt Fixed Pin Qualcomm® Quick Charge™ 3.0 Adapter



### Features

- Limited Power Source (LPS)
- Class B EMI
- OVP, OCP and Short Circuit Protection
- DOE Level VI, CoC V5 Tier 2

### Applications

- Smartphones
- Tablets
- Personal Communication Devices

### Mechanical Characteristics

- Length: 45mm (1.77in)
- Width: 45mm (1.77in)
- Height: 27mm (1.06in)
- Weight: 53.5g (1.88oz)

### Output Specifications

Model	Prong Style	DC Output Voltage	Current Rating	Ripple <sup>(1)</sup> P-P (max.)	Case Color
AQ18A-308A-H	US	3.6V-12V	3A@3.6V-6V or 18W@6.2V-12V	180mV	Black
AQ18A-308AW-H	US	3.6V-12V	3A@3.6V-6V or 18W@6.2V-12V	180mV	White
AQ18E-308A-H	EU	3.6V-12V	3A@3.6V-6V or 18W@6.2V-12V	180mV	Black
AQ18E-308AW-H	EU	3.6V-12V	3A@3.6V-6V or 18W@6.2V-12V	180mV	White
AQ18H-308A-H	Korea	3.6V-12V	3A@3.6V-6V or 18W@6.2V-12V	180mV	Black
AQ18H-308AW-H	Korea	3.6V-12V	3A@3.6V-6V or 18W@6.2V-12V	180mV	White
AQ18K-308A-H	UK	3.6V-12V	3A@3.6V-6V or 18W@6.2V-12V	180mV	Black
AQ18K-308AW-H	UK	3.6V-12V	3A@3.6V-6V or 18W@6.2V-12V	180mV	White

Notes (1) Measurements shall be made with an oscilloscope with 20mHz bandwidth. Outputs should be bypassed at a connector with a 0.1uF ceramic capacitor.

Phihong is not responsible for any error, and reserves the right to make changes without notice. Please visit our website at [www.phihong.com](http://www.phihong.com) for the most up-to-date specifications and contact information.

**Input:****AC Input Voltage Rating**

100 to 240V AC

**AC Input Voltage Range**

90 to 264V AC

**AC Input Frequency**

47 to 63Hz

**Input Current**

0.5A (RMS) maximum

**Leakage Current**

20uA Max.

**Inrush Current**

&lt;60A(max) @25°C, cold start

**Input Power Saving**

&lt;75mW@115V AC/230V AC

**Output:****Efficiency**

DOE Level VI

CoC V5 Tier 2

**Environmental:****Temperature**

Operation -5 to +45°C

Non-operation -40 to +85°C

Humidity 0 to 90%

**Emissions**

Complies with FCC Class B

Complies with EN55032 Class B

**Immunity**

EN61000-4-1 (Contact: ±8KV, Air:±15KV)

EN61000-4-3 Level 2

EN61000-4-4 Level 2

EN61000-4-5 (Line to neutral: ±1KV)

EN61000-4-6 Level 2

EN61000-4-11

EN61000-3-2

EN61000-3-3

**Hold-up Time**

&gt;5mS @max load. 115V AC/60Hz

**Over Voltage Protection**

7.8V

**Output Current Protection**

Output current shall not exceed 3.6A

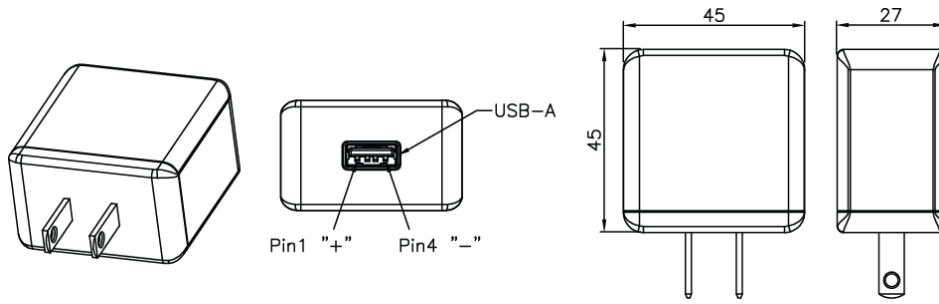
**Short-Circuit Protection**

Output can be shorted permanently without damage

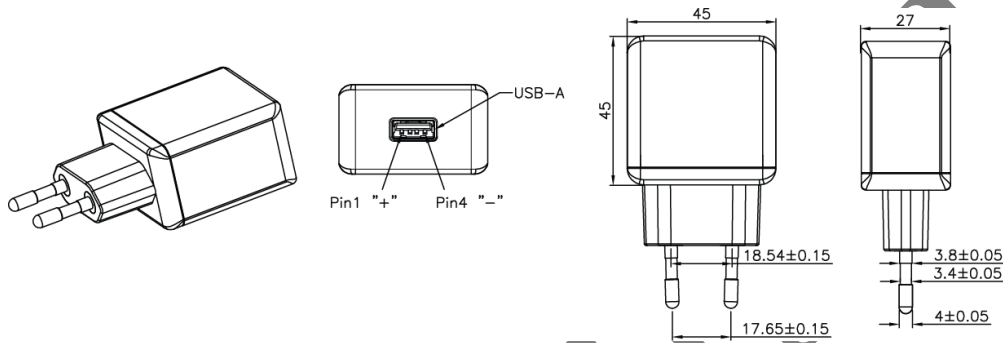
**Dielectric Withstand (Hi-pot) Test**Primary to Secondary: 3000V AC for 1 min.,  
10mA**DC Output Connector**

USB-A

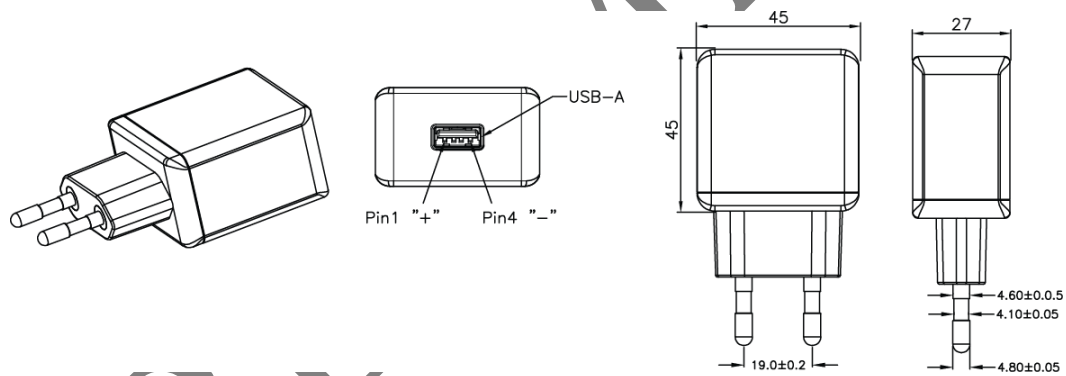
**AQ18A-308A-H Dimension Diagram Unit: mm**



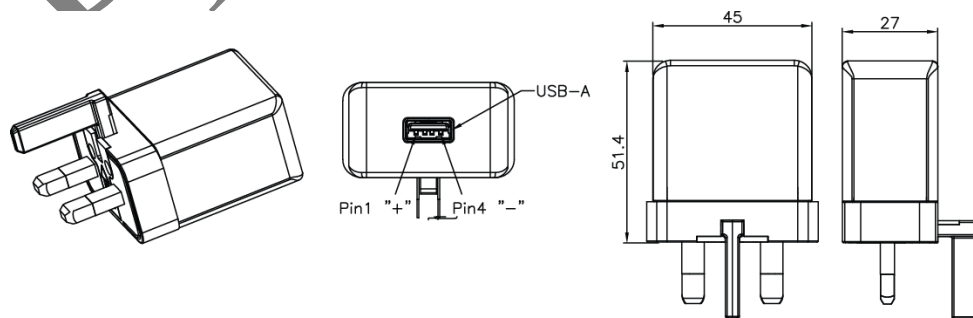
**AQ18E-308A-H Dimension Diagram Unit: mm**



**AQ18H-308A-H Dimension Diagram Unit: mm**



**AQ18K-308A-H Dimension Diagram Unit: mm**



**Supplier's Declaration of Conformity  
47 CFR § 2.1077 Compliance Information**

**Models: AQ18A-308A-H and AQ18A-308AW-H**

Phihong USA Corporation  
47800 Fremont Boulevard  
Fremont, CA 94538  
Telephone: (510) 445-0100  
[www.phihong.com](http://www.phihong.com)

The models in this product series have been tested and found to comply with the limits for a Class B digital device, pursuant to part 15 of the FCC Rules. These limits are designed to provide reasonable protection against harmful interference in a residential installation. This equipment generates, uses and can radiate radio frequency energy and, if not installed and used in accordance with the instructions, may cause harmful interference to radio communications. However, there is no guarantee that interference will not occur in a particular installation. If this equipment does cause harmful interference to radio or television reception, which can be determined by turning the equipment off and on, the user is encouraged to try to correct the interference by one or more of the following measures:

- Reorient or relocate the receiving antenna.
- Increase the separation between the equipment and receiver.
- Connect the equipment into an outlet on a circuit different from that to which the receiver is connected.
- Consult the dealer or an experienced radio/TV technician for help.

Changes or modifications to equipment not expressly approved by PHIHONG could void the user's authority to operate the equipment.



Компания «ЭлектроПласт» предлагает заключение долгосрочных отношений при поставках импортных электронных компонентов на взаимовыгодных условиях!

Наши преимущества:

- Оперативные поставки широкого спектра электронных компонентов отечественного и импортного производства напрямую от производителей и с крупнейших мировых складов;
- Поставка более 17-ти миллионов наименований электронных компонентов;
- Поставка сложных, дефицитных, либо снятых с производства позиций;
- Оперативные сроки поставки под заказ (от 5 рабочих дней);
- Экспресс доставка в любую точку России;
- Техническая поддержка проекта, помощь в подборе аналогов, поставка прототипов;
- Система менеджмента качества сертифицирована по Международному стандарту ISO 9001;
- Лицензия ФСБ на осуществление работ с использованием сведений, составляющих государственную тайну;
- Поставка специализированных компонентов (Xilinx, Altera, Analog Devices, Intersil, Interpoint, Microsemi, Aeroflex, Peregrine, Syfer, Eurofarad, Texas Instrument, Miteq, Cobham, E2V, MA-COM, Hittite, Mini-Circuits, General Dynamics и др.);

Помимо этого, одним из направлений компании «ЭлектроПласт» является направление «Источники питания». Мы предлагаем Вам помощь Конструкторского отдела:

- Подбор оптимального решения, техническое обоснование при выборе компонента;
- Подбор аналогов;
- Консультации по применению компонента;
- Поставка образцов и прототипов;
- Техническая поддержка проекта;
- Защита от снятия компонента с производства.



#### Как с нами связаться

**Телефон:** 8 (812) 309 58 32 (многоканальный)

**Факс:** 8 (812) 320-02-42

**Электронная почта:** [org@eplast1.ru](mailto:org@eplast1.ru)

**Адрес:** 198099, г. Санкт-Петербург, ул. Калинина, дом 2, корпус 4, литера А.