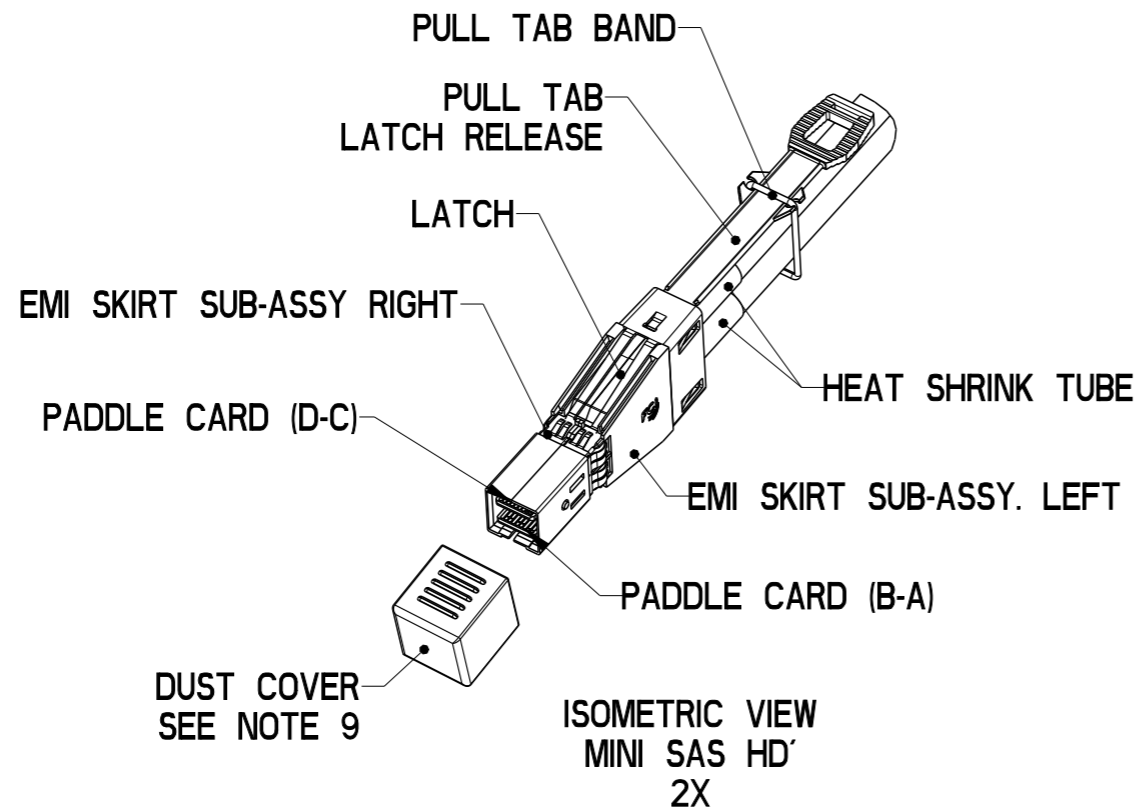
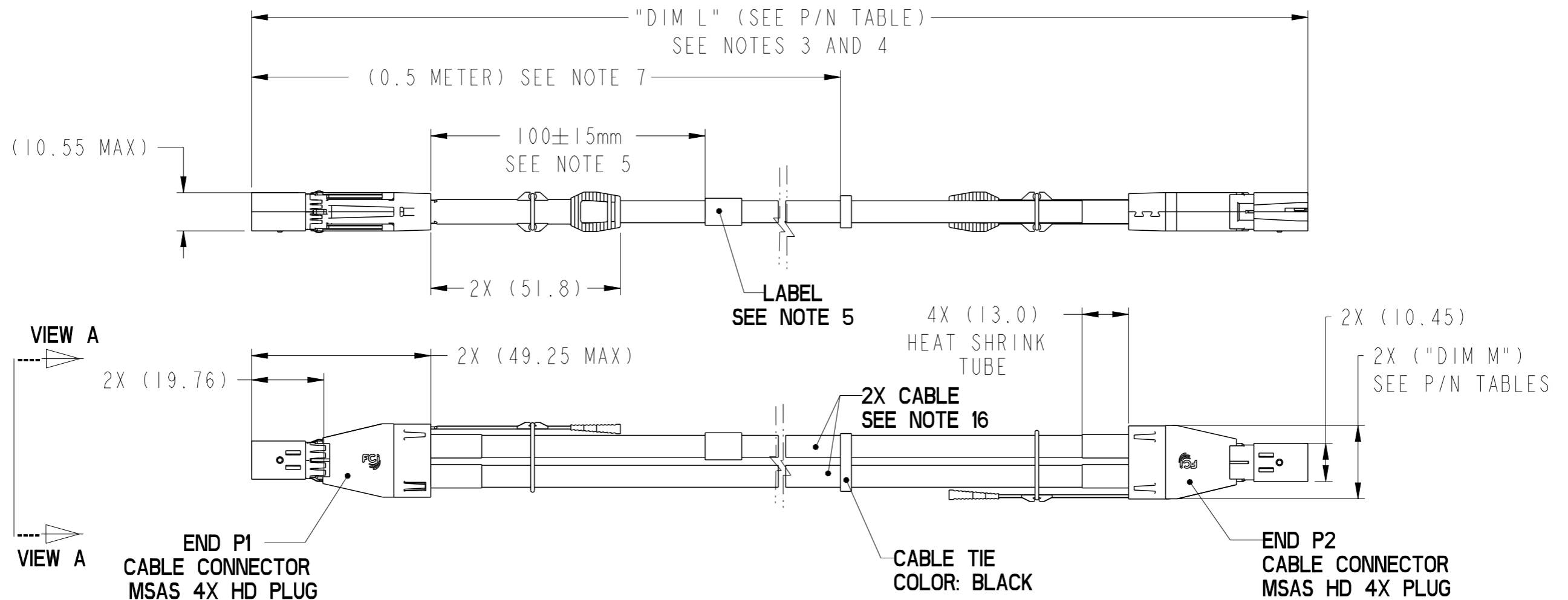
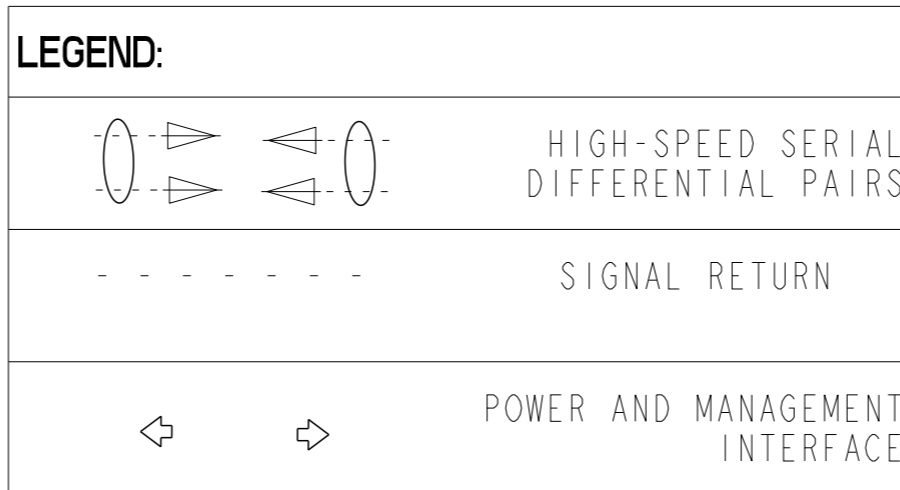
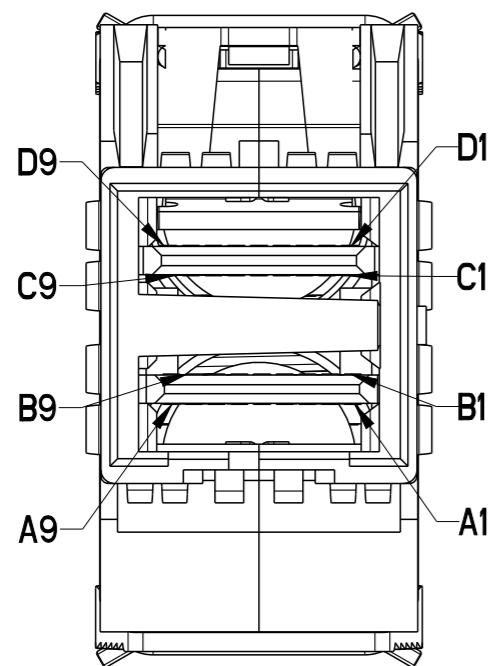


PRODUCT NUMBER	DESCRIPTION	NOTES
10112041-XXXXLF	NON-HF	SEE SHT. 3
10112041-XXXXHLF	HALOGEN FREE (H)	SEE SHT. 4



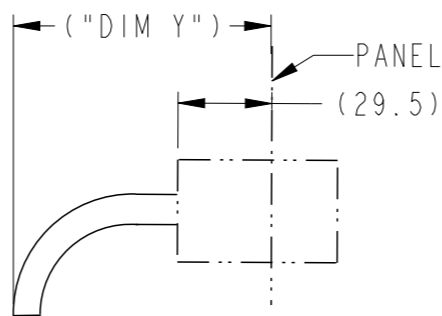
dr	Deborah Ingram	2010/05/07	projection	mm	size	A3	scale	1:2
eng	Tom Feng	2015/08/12			ecn no	ELX-N-21649-1		
chr	-	-			rel level	Released		
appr	Frank Mao	2015/08/12	product family	C&A				
			title FINAL ASSEMBLY (PASSIVE) MSAS HD 4X ASSEMBLY (3Gb/s - 6Gb/s)		dwg no 10112041	rev D		
www.fci.com			cat. no.	-	Product - Customer Drw		sheet 1 of 5	

PRODUCT NUMBER	DESCRIPTION	NOTES
10112041-XXXXLF	NON-HF	SEE SHT. 3
10112041-XXXXHLF	HALOGEN FREE (H)	SEE SHT. 4



MINIMUM CABLE BEND TABLE

CABLE	("DIM Y") HF	("DIM Y") NON-HF
24 AWG	92.8	92.8
26 AWG	87.5	85.1
28 AWG	81.5	79.1
30 AWG	77.9	74.3



**PEND RADIUS
TOP VIEW OF CONNECTOR**

WIRING LIST (SEE NOTE 6)

END P1			END P2	
POSITION	SYMBOL		POSITION	SYMBOL
D9	GROUND	-----	B9	GROUND
D8	Tx2-		B8	Rx2-
D7	Tx2+		B7	Rx2+
D6	GROUND	-----	B6	GROUND
D5	Tx0-		B5	Rx0-
D4	Tx0+		B4	Rx0+
D3	GROUND	-----	B3	GROUND
D2	Vman		B2	ModPrsL
D1	Vact		B1	Vact
C1	SCL		A1	Reserved
C2	SDA		A2	IntL
C3	GROUND	-----	A3	GROUND
C4	Tx1+		A4	Rx1+
C5	Tx1-		A5	Rx1-
C6	GROUND	-----	A6	GROUND
C7	Tx3+		A7	Rx3+
C8	Tx3-		A8	Rx3-
C9	GROUND	-----	A9	GROUND
B9	GROUND	-----	D9	GROUND
B8	Rx2-		D8	Tx2-
B7	Rx2+		D7	Tx2+
B6	GROUND	-----	D6	GROUND
B5	Rx0-		D5	Tx0-
B4	Rx0+		D4	Tx0+
B3	GROUND	-----	D3	GROUND
B2	ModPrsL		D2	Vman
B1	Vact		D1	Vact
A1	Reserved		C1	SCL
A2	IntL		C2	SDA
A3	GROUND	-----	C3	GROUND
A4	Rx1+		C4	Tx1+
A5	Rx1-		C5	Tx1-
A6	GROUND	-----	C6	GROUND
A7	Rx3+		C7	Tx3+
A8	Rx3-		C8	Tx3-
A9	GROUND	-----	C9	GROUND

SHIELD-----> SHIELD

dr	Deborah Ingram	2010/05/07	projection	mm	size	A3	scale	1:2	
eng	Tom Feng	2015/08/12		← →	ecn no	ELX-N-21649-1	rel level	Released	
chr	-	-							
appr	Frank Mao	2015/08/12	product family	C&A					
			FINAL ASSEMBLY (PASSIVE) MSAS HD 4X ASSEMBLY (3Gb/s - 6Gb/s)			dwg no 10112041		rev D	
www.fci.com			cat. no.			Product - Customer Drw			sheet 2 of 5



Copyright FCI.

1

2

3

4

PART NUMBER (NON-HALOGEN FREE) SEE NOTE 12 AND 16	"DIM L" LENGTH (Meters)	"DIM M" (mm)	AWG
10112041-2005LF	0.5	17.3	30
10112041-2010LF	1.0	17.3	30
10112041-2015LF	1.5	17.3	30
10112041-2020LF	2.0	17.3	30
10112041-2025LF	2.5	17.3	30
10112041-2030LF	3.0	17.3	30
10112041-2040LF	4.0	17.3	30
10112041-3010LF	1.0	17.3	28
10112041-3015LF	1.5	17.3	28
10112041-3020LF	2.0	17.3	28
10112041-3025LF	2.5	17.3	28
10112041-3030LF	3.0	17.3	28
10112041-3035LF	3.5	17.3	28
10112041-3040LF	4.0	17.3	28
10112041-3045LF	4.5	17.3	28
10112041-3050LF	5.0	17.3	28
10112041-3060LF	6.0	17.3	28
10112041-3065LF			
ONLY FOR CUSTOMER SPECIAL APPLIACATION, NOT STD OFFERING FOR THIS LENGTH	6.5	17.3	28
10112041-4020LF	2.0	20.1	26
10112041-4025LF	2.5	20.1	26
10112041-4030LF	3.0	20.1	26
10112041-4035LF	3.5	20.1	26
10112041-4040LF	4.0	20.1	26
10112041-4045LF	4.5	20.1	26
10112041-4050LF	5.0	20.1	26
10112041-4055LF	5.5	20.1	26
10112041-4060LF	6.0	20.1	26
10112041-4065LF	6.5	20.1	26
10112041-4070LF	7.0	20.1	26
10112041-4080LF	8.0	20.1	26

PART NUMBER (NON- HALOGEN FREE) SEE NOTE 12 AND 16	"DIM L" LENGTH (Meters)	"DIM M" (mm)	AWG
10112041-5030LF	3.0	20.1	24
10112041-5035LF	3.5	20.1	24
10112041-5040LF	4.0	20.1	24
10112041-5045LF	4.5	20.1	24
10112041-5050LF	5.0	20.1	24
10112041-5055LF	5.5	20.1	24
10112041-5060LF	6.0	20.1	24
10112041-5065LF	6.5	20.1	24
10112041-5070LF	7.0	20.1	24
10112041-5075LF	7.5	20.1	24
10112041-5080LF	8.0	20.1	24
10112041-5085LF	8.5	20.1	24
10112041-5090LF	9.0	20.1	24
10112041-5095LF	9.5	20.1	24
10112041-5100LF	10.0	20.1	24

NON-HALOGEN FREE CABLE ASSEMBLY PART NUMBERS



Copyright FCI.

dr	Deborah Ingram	2010/05/07			size	A3	scale	1:2
eng	Tom Feng	2015/08/12			ecn no	ELX-N-21649-1		
chr	-	-			rel level	Released		
appr	Frank Mao	2015/08/12			product family	C&A		
		FINAL ASSEMBLY (PASSIVE) MSAS HD 4X ASSEMBLY (3Gb/s - 6Gb/s)			dwg no 10112041	rev D		
www.fci.com		cat. no.	-		Product - Customer Drw	sheet 3 of 5		

1

2

3

PDS: Rev :D

STATUS:Released

Printed: Aug 12, 2015

PART NUMBER (HALOGEN FREE) SEE NOTE 11 AND 16	"DIM L" LENGTH (Meters)	"DIM M" (mm)	AWG
10112041-2005HLF	0.5	17.3	30
10112041-2010HLF	1.0	17.3	30
10112041-2015HLF	1.5	17.3	30
10112041-2020HLF	2.0	17.3	30
10112041-2025HLF	2.5	17.3	30
10112041-2030HLF	3.0	17.3	30
10112041-2040HLF	4.0	17.3	30
10112041-3010HLF	1.0	17.3	28
10112041-3015HLF	1.5	17.3	28
10112041-3020HLF	2.0	17.3	28
10112041-3025HLF	2.5	17.3	28
10112041-3030HLF	3.0	17.3	28
10112041-3035HLF	3.5	17.3	28
10112041-3040HLF	4.0	17.3	28
10112041-3045HLF	4.5	17.3	28
10112041-3050HLF	5.0	17.3	28
10112041-3060HLF	6.0	17.3	28
10112041-4020HLF	2.0	20.1	26
10112041-4025HLF	2.5	20.1	26
10112041-4030HLF	3.0	20.1	26
10112041-4035HLF	3.5	20.1	26
10112041-4040HLF	4.0	20.1	26
10112041-4045HLF	4.5	20.1	26
10112041-4050HLF	5.0	20.1	26
10112041-4055HLF	5.5	20.1	26
10112041-4060HLF	6.0	20.1	26
10112041-4065HLF	6.5	20.1	26
10112041-4070HLF	7.0	20.1	26
10112041-4080HLF	8.0	20.1	26

PART NUMBER (HALOGEN FREE) SEE NOTE 11 AND 16	"DIM L" LENGTH (Meters)	"DIM M" (mm)	AWG
10112041-5030HLF	3.0	20.1	24
10112041-5035HLF	3.5	20.1	24
10112041-5040HLF	4.0	20.1	24
10112041-5045HLF	4.5	20.1	24
10112041-5050HLF	5.0	20.1	24
10112041-5055HLF	5.5	20.1	24
10112041-5060HLF	6.0	20.1	24
10112041-5065HLF	6.5	20.1	24
10112041-5070HLF	7.0	20.1	24
10112041-5075HLF	7.5	20.1	24
10112041-5080HLF	8.0	20.1	24
10112041-5085HLF	8.5	20.1	24
10112041-5090HLF	9.0	20.1	24
10112041-5095HLF	9.5	20.1	24
10112041-5100HLF	10.0	20.1	24

HALOGEN FREE CABLE ASSEMBLY PART NUMBERS



Copyright FCI.

dr	Deborah Ingram	2010/05/07	projection 	mm 	size	A3	scale	1:2
eng	Tom Feng	2015/08/12			ecn no	ELX-N-21649-1		
chr	-	-			rel level	Released		
appr	Frank Mao	2015/08/12	product family	C&A				
		FINAL ASSEMBLY (PASSIVE) MSAS HD 4X ASSEMBLY (3Gb/s - 6Gb/s)			dwg no 10112041	rev D		
www.fci.com	cat. no.	-	Product - Customer Drw		sheet 4 of 5			

PRODUCT NUMBER	DESCRIPTION	NOTES
10112041-XXXXLF	NON-HF	SEE SHT. 3
10112041-XXXXHLF	HALOGEN FREE (H)	SEE SHT. 4

NOTES CONTINUED:


-  15. EEPROM INFORMATION REFER TO FCI LATEST PRODUCT SPEC. GS-12-651.
-  16. CABLE IS OPTIONAL, WHICH HAD BEEN QUALIFIED BY FCI AND MEET FCI PRODUCT SPEC. GS-12-651.


NOTES:

1 - MATERIAL:
 BACK SHELLS: ZINC ALLOY/ COPPER UNDERPLATE/ NICKEL OVERPLATE
 PULL TAB: THERMOPLASTIC POLYMER
 LATCH : STAINLESS STEEL
 FERRULE: BRASS
 EMI SKIRT: STAINLESS STEEL
 LOCTITE
 PADDLE CARD: PRINTED CIRCUIT SUBSTRATE
 HEAT SHRINK TUBE: HIGH POLYMER

 2 - THIS PRODUCT MEETS THE RESTRICTION OF HAZARDOUS SUBSTANCES IN ELECTRICAL AND ELECTRONIC EQUIPMENT (ROHS) DIRECTIVE (2011/65/EU)

 3. THIS DIMENSION IS A FINISHED PRODUCT LENGTH.

 4- UNLESS OTHERWISE SPECIFIED ASSEMBLED LENGTH TOLERANCE IS TO BE:
 "DIM L" < 1 METER = ±25mm
 "DIM L" 1 METER TO 10 METERS = ± 2% OF "DIM L"
 "DIM L" > 10 METERS = +0.00/-4% OF "DIM L"


 5- LABEL DETAILS:
 MANUFACTURER CODE OR NAME COUNTRY OF ORIGIN
 FCI P/N
 FCI CUSTOMER DRAWING REVISION
 FCI SERIAL NUMBER
 BAR CODE OF SERIAL NUMBER

FONT SHALL BE CLEARLY VISIBLE AND BLACK IN COLOR.

 6- ALL CABLE ASSEMBLIES SHALL BE 100% TESTED FOR CONTINUITY AS DEFINED IN WIRING LIST.

 7. PLACE A CABLE TIE EVERY 0.5 METER ON ALL ASSEMBLIES, UNLESS OTHERWISE SPECIFIED. IN CASE OF 0.5 METER CABLE ASSEMBLY, CABLE TIE IS TO BE APPLIED AT THE MIDWAY POINT.

8 - OTHER TESTING PERFORMED AS REQUIRED BY PRODUCT SPECIFICATION: GS-12-651.

 9 - PACKAGING OF LEAD FREE PRODUCTS MEETS LABELING AND PACKAGING PER SPECIFICATION GS-14-920. PACKAGE CABLE ASSEMBLIES PER GS-14-1272. DUST COVERS ARE TO BE ASSEMBLED PRIOR TO PACKAGING. FCI PACKAGE TRACKING BAG LABEL IS ONLY FOR REFERENCE.

10. A "△" SYMBOL WILL BE NEXT TO ANY DIMENSION, VIEW, OR NOTE WHICH HAS BEEN MODIFIED WITH THE CURRENT DRAWING REVISION. THE CURRENT REVISION WILL BE SHOWN IN THE SYMBOL.

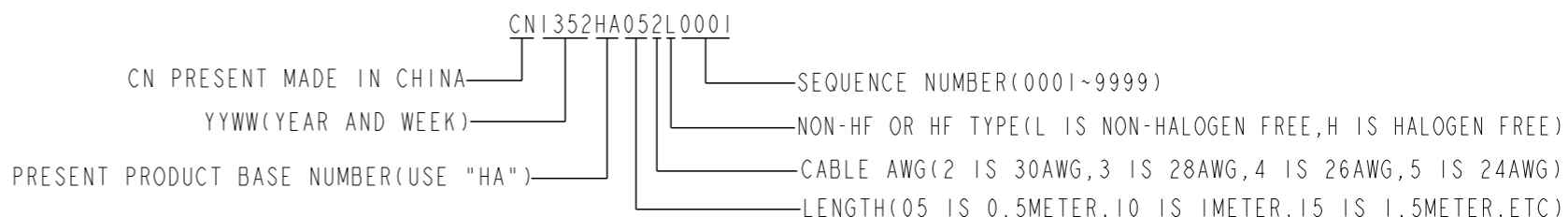
 11. "H" PRODUCT NUMBERS DESIGNATE THE USE OF HALOGEN FREE RAW CABLE.

 12. HALOGEN FREE RAW CABLE CAN BE USED AS A SUBSTITUTE ON NON-HF PRODUCT NUMBERS.

13. MEETS ELECTRICAL REQUIREMENTS OF SAS 2.1.


14. MATES WITH SERIES: 10112626 or 10112627 or 10112628

FCI SERIAL NUMBER IS ONLY USED FOR TRACKING PRODUCT,DETAIL IS AS BELOW :



CABLE LABEL EXAMPLE:



dr	Deborah Ingram	2010/05/07	projection	mm	size	A3	scale	1:2
eng	Tom Feng	2015/08/12			product family	C&A	ecn no	ELX-N-21649-1
chr	-	-	www.fci.com	cat. no.			-	Product - Customer Drw
appr	Frank Mao	2015/08/12			rel level	Released		
			FINAL ASSEMBLY (PASSIVE) MSAS HD 4X ASSEMBLY (3Gb/s - 6Gb/s)		dwg no 10112041	rev D		



Компания «ЭлектроПласт» предлагает заключение долгосрочных отношений при поставках импортных электронных компонентов на взаимовыгодных условиях!

Наши преимущества:

- Оперативные поставки широкого спектра электронных компонентов отечественного и импортного производства напрямую от производителей и с крупнейших мировых складов;
- Поставка более 17-ти миллионов наименований электронных компонентов;
- Поставка сложных, дефицитных, либо снятых с производства позиций;
- Оперативные сроки поставки под заказ (от 5 рабочих дней);
- Экспресс доставка в любую точку России;
- Техническая поддержка проекта, помощь в подборе аналогов, поставка прототипов;
- Система менеджмента качества сертифицирована по Международному стандарту ISO 9001;
- Лицензия ФСБ на осуществление работ с использованием сведений, составляющих государственную тайну;
- Поставка специализированных компонентов (Xilinx, Altera, Analog Devices, Intersil, Interpoint, Microsemi, Aeroflex, Peregrine, Syfer, Eurofarad, Texas Instrument, Miteq, Cobham, E2V, MA-COM, Hittite, Mini-Circuits, General Dynamics и др.);

Помимо этого, одним из направлений компании «ЭлектроПласт» является направление «Источники питания». Мы предлагаем Вам помощь Конструкторского отдела:

- Подбор оптимального решения, техническое обоснование при выборе компонента;
- Подбор аналогов;
- Консультации по применению компонента;
- Поставка образцов и прототипов;
- Техническая поддержка проекта;
- Защита от снятия компонента с производства.



Как с нами связаться

Телефон: 8 (812) 309 58 32 (многоканальный)

Факс: 8 (812) 320-02-42

Электронная почта: org@eplast1.ru

Адрес: 198099, г. Санкт-Петербург, ул. Калинина, дом 2, корпус 4, литера А.