

Flexible, flame-retardant, high performance, polyolefin heat-shrinkable tubing

RNF-100 tubing is a high-quality, heat-shrinkable product for a wide variety of uses. It has become the industry standard for insulation, strain relief, wire bundling, and color-coding in both commercial and military applications. RNF-100 tubing meets the requirements of AMS-DTL-23053/5, Class 1 (colors) and Class 2 (clear).

It is also UL-recognized and CSA-certified at 125°C, 600 V.

Made from flame-retardant polyolefin, RNF-100 tubing has excellent physical, chemical, and electrical properties that meet industrial and military requirements for a highly reliable, general-purpose tubing. It sets itself apart in that it offers



a higher level of performance at elevated temperature, including mechanical abrasion and fluid resistance, than many heat-shrinkable polyolefin tubings available in the marketplace today.

Only a few sizes of RNF-100 tubing are required to cover many substrate diameters.

Temperature rating

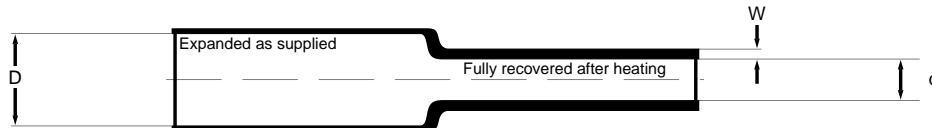
Minimum shrink temperature:	121°C
Continuous operating temperature:	-55°C to 135°C

Specifications*

Type	Raychem	Military	UL 	CSA 
RNF-100 Type 1 (colors)	RT-350 Type 1	AMS-DTL-23053/5, Cl. 1	E35586	LR31929
RNF-100 Type 2 (clear)	RT-350 Type 2	AMS-DTL-23053/5, Cl. 2		

*When ordering, always specify latest issue.

Dimensions (millimeters/inches)



Size	Inside diameter		Wall thickness		Size	Inside diameter		Wall thickness					
	D (min.) Expanded as supplied	d (max.) Recovered after heating	W Recovered after heating*			D (min.) Expanded as supplied	d (max.) Recovered after heating	W Recovered after heating**					
3/64	1.2	0.046	0.6	0.023	0.40 ± 0.08	0.016 ± 0.003	3/4	19.1	0.750	9.5	0.375	0.77 ± 0.08	0.030 ± 0.003
1/16	1.6	0.063	0.8	0.031	0.43 ± 0.08	0.017 ± 0.003	1	25.4	1.000	12.7	0.500	0.89 ± 0.12	0.035 ± 0.005
3/32	2.4	0.093	1.2	0.046	0.51 ± 0.08	0.020 ± 0.003	1 1/4	31.7	1.250	15.9	0.625	1.02 ± 0.15	0.040 ± 0.006
1/8	3.2	0.125	1.6	0.062	0.51 ± 0.08	0.020 ± 0.003	1 1/2	38.1	1.500	19.1	0.750	1.02 ± 0.15	0.040 ± 0.006
3/16	4.7	0.187	2.4	0.093	0.51 ± 0.08	0.020 ± 0.003	2	50.8	2.000	25.4	1.000	1.14 ± 0.16	0.045 ± 0.007
1/4	6.4	0.250	3.2	0.125	0.64 ± 0.08	0.025 ± 0.003	3	76.2	3.000	38.1	1.500	1.27 ± 0.20	0.050 ± 0.008
3/8	9.5	0.375	4.8	0.187	0.64 ± 0.08	0.025 ± 0.003	4	101.6	4.000	50.8	2.000	1.40 ± 0.23	0.055 ± 0.009
1/2	12.7	0.500	6.4	0.250	0.64 ± 0.08	0.025 ± 0.003	5	127.0	5.000	63.5	2.500	1.53 ± 0.23	0.060 ± 0.009

**Wall thickness will be less if tubing recovery is restricted during shrinkage.

Ordering information

Colors	Standard	Black (all sizes); clear, white, red, blue, green, and yellow (3/64" through 3")
	Nonstandard	Clear, white, red, blue, and yellow (4" and 5"); brown, orange, violet, and gray (all sizes)
Size selection	Always order the largest size that will shrink snugly over the component being covered.	
Standard packaging	On spools or in 4 foot lengths	
Ordering description	Specify product name, size, and color; for example, RNF-100-1/4-BK (BK=Black).	

Specification values

			Requirement		
	Property	Unit	Type 1 (colors)	Type 2 (clear)	Method of test
Physical	Dimensions	mm (<i>inches</i>)	See Reverse	See Reverse	ASTM D 2671
	Longitudinal change	percent	+0, -5	+0, -5	ASTM D 2671
	Tensile strength	psi (<i>Mpa</i>)	1500 (<i>10.3</i>) minimum	1500 (<i>10.3</i>) minimum	ASTM D 2671
	Ultimate elongation	percent	200 minimum	200 minimum	ASTM D 2671
	Secant modulus (as supplied)	psi (<i>Mpa</i>)	2.5 X 10 ⁴ (<i>172</i>) maximum	2.5 X 10 ⁴ (<i>172</i>) maximum	ASTM D 2671
	Specific gravity		1.35 maximum	1.0 maximum	ASTM D 2671
	Low temperature flexibility (4 hours at -55°C/-67°F)		No cracking	No cracking	AMS-DTL-23053
	Heat shock (4 hours at 250°C/482°F)		No dripping, flowing, or cracking	No dripping, flowing, or cracking	AMS-DTL-23053
	Heat resistance (336 hours at 175°C/347°F)				ASTM D 2671
	Followed by test for:				
	Ultimate Elongation	percent	150 minimum	150 minimum	ASTM D 2671
	Color		MIL-STD-104		MIL-STD-104
	Color stability (48 hours at 175°C/347°F)		MIL-STD-104		ASTM D 2671
	Electrical	Dielectric strength	volts/mil (<i>volts/mm</i>)	500 (<i>19,680</i>) minimum	500 (<i>19,680</i>) minimum
Volume resistivity		ohm-cm	10 ¹⁴ minimum	10 ¹⁶ minimum	ASTM D 2671
Chemical	Copper mirror corrosion (16 hours at 175°C/347°F)		No removal of copper	No removal of copper	ASTM D 2671 Procedure A
	Copper contact corrosion (168 hours at 160°C/320°F)		No pitting or blackening of copper	No pitting or blackening of copper	ASTM D 2671 Procedure B
	Copper stability (16 hours at 160°C/320°F)		No brittleness, glazing, cracking, or severe discoloration of tubing	No brittleness, glazing, cracking, or severe discoloration of tubing	ASTM D 2671 Procedure B
	Followed by test for:				
	Ultimate Elongation	percent	200 minimum	200 minimum	ASTM D 2671
	Flammability		Self-extinguishing within 1 minute, 25% maximum flag burn		ASTM D 2671 Procedure B
	Fungus resistance		Rating of 1 or less	Rating of 1 or less	ASTM G 21
	Water absorption (24 hours at 23°C/73°F)	percent	0.5 maximum	0.2 maximum	ASTM D 2671
	Fluid resistance (24 hours at 23°C/73°F) in: JP-8 fuel (MIL-T-5624) Skydrol 500 Hydraulic fluid (MIL-H-5606) Aviation gasoline 100/300 (MIL-G-5572) Water				ASTM D 2671
	Followed by tests for:				
	Dielectric strength	volts/mil (<i>volts/mm</i>)	400 (<i>15,760</i>) minimum	400 (<i>15,760</i>) minimum	ASTM D 2671
Tensile strength	psi (<i>Mpa</i>)	1000 (<i>6.9</i>) minimum	1000 (<i>6.9</i>) minimum	ASTM D 2671	

Note: Consult RT-350 for specific details about test procedures.
Raychem is a trademark of Tyco Electronics Corporation.

Users should independently evaluate the suitability of the product for their application.

Tyco Electronics Corporation

300 Constitution Drive
Menlo Park, CA 94025-1164
USA
Tel: (800) 926-2425 (US & Canada)
Tel: +1 (650) 361-3860 (All other countries)

Faraday Road
Dorcan, Swindon, SN3 5HH
United Kingdom
Tel: +44 1793 528171

3816 Noborito, Tama-ku
Kawasaki, Kanagawa 214-8533
Japan
Tel: +81 44 900 5102

Asia Pacific Headquarters
26 Ang Mo Kio, Industrial Park 2
Singapore 569507
Tel: +65 4866 151

All information, including illustrations, is believed to be reliable. Users, however, should independently evaluate the suitability of each product for their application. Tyco Electronics Corporation makes no warranties as to the accuracy or completeness of the information, and disclaims any liability regarding its use. Tyco Electronics Corporation's only obligations are those in the Standard Terms and Conditions of Sale for these products and in no case will Tyco Electronics Corporation be liable for any incidental, indirect, or consequential damages arising from the sale, resale, use, or misuse of the product. Tyco Electronics Corporation's Specifications are subject to change without notice. In addition, Tyco Electronics Corporation reserves the right to make changes in materials or processing without notification to the Buyer which do not affect compliance with any applicable specification.

For more information about this product visit www.tycoelectronics.com



Компания «ЭлектроПласт» предлагает заключение долгосрочных отношений при поставках импортных электронных компонентов на взаимовыгодных условиях!

Наши преимущества:

- Оперативные поставки широкого спектра электронных компонентов отечественного и импортного производства напрямую от производителей и с крупнейших мировых складов;
- Поставка более 17-ти миллионов наименований электронных компонентов;
- Поставка сложных, дефицитных, либо снятых с производства позиций;
- Оперативные сроки поставки под заказ (от 5 рабочих дней);
- Экспресс доставка в любую точку России;
- Техническая поддержка проекта, помощь в подборе аналогов, поставка прототипов;
- Система менеджмента качества сертифицирована по Международному стандарту ISO 9001;
- Лицензия ФСБ на осуществление работ с использованием сведений, составляющих государственную тайну;
- Поставка специализированных компонентов (Xilinx, Altera, Analog Devices, Intersil, Interpoint, Microsemi, Aeroflex, Peregrine, Syfer, Eurofarad, Texas Instrument, Miteq, Cobham, E2V, MA-COM, Hittite, Mini-Circuits, General Dynamics и др.);

Помимо этого, одним из направлений компании «ЭлектроПласт» является направление «Источники питания». Мы предлагаем Вам помощь Конструкторского отдела:

- Подбор оптимального решения, техническое обоснование при выборе компонента;
- Подбор аналогов;
- Консультации по применению компонента;
- Поставка образцов и прототипов;
- Техническая поддержка проекта;
- Защита от снятия компонента с производства.



Как с нами связаться

Телефон: 8 (812) 309 58 32 (многоканальный)

Факс: 8 (812) 320-02-42

Электронная почта: org@eplast1.ru

Адрес: 198099, г. Санкт-Петербург, ул. Калинина, дом 2, корпус 4, литера А.