

Honeywell Sensing and Control AML/MML Selection Guide

Honeywell Sensing and Control AML/MML Selection Guide

AML11 Solid state pushbutton switches

AML11 INCANDESCENT OR NON-LIGHTED DISPLAY ORDER GUIDE

AML11B		B	A	2	EA		
Housing Type		Bezel Color	Incandescent Lamp Type	Terminal Type	Circuitry Codes		
Standard Bezel AML11B Square non-lighted AML11C Square 1 lamp ckt. AML11E Rect. non-lighted AML11F Rect. 1 lamp ckt. AML11G Rect. 2 lamp ckts. Full Guard Bezel AML11H Square non-lighted AML11J Square 1 lamp ckt. AML11K Rect. non-lighted AML11L Rect. 1 lamp ckt. AML11M Rect. 2 lamp ckts.		B Black	A No lamp installed E 28 V lamp	2 .110 x .020 (solder or quick-connect) 3 .025 x .025 (printed, circuit or push-on)	4.5-24 VDC Sinking	EA Momentary	EE Alternate

Discount **BE**
 Schedule Qty.: 25 pieces/listing
 Unclass.

Example: **AML11BBA2EA**
 Square, pushbutton switch housing, non-lighted; black bezel; .110 x .020 termination; momentary action; current-sinking output for use with 5-volt supply.

AML12 Solid state pushbutton switches

AML12 LED DISPLAY ORDER GUIDE

AML12C		B	B	2	EA		
Housing Type		Bezel Color	LED Color/ Voltage	Terminal Type/ Diode Protection	Circuitry Codes		
Standard Bezel AML12C Square 1 LED Full Guard Bezel AML12J Square 1 LED		B Black	Red B 5V C 5V Yellow J 5V M 24V Green S 5V X 24V	2 .110 x .020 (solder or quick-connect) 3 .025 x .025 (printed, circuit or push-on) 8 .110 x .020 with diode protection	4.5 - 24 VDC Sinking	EA Momentary	EE Alternate

Discount **BE**
 Schedule Qty.: 25 pieces/listing
 Unclass.

Example: **AML12CBB2EA**
 Square, pushbutton switch housing; black bezel; red LED; .110 x .020 termination; current-sinking output for use with 5-volt supply; momentary action.

Honeywell Sensing and Control AML/MML Selection Guide

AML21 Electronic control pushbutton switches

AML21 INCANDESCENT OR NON-LIGHTED DISPLAY ORDER GUIDE

<u>AML21B</u>	<u>B</u>	<u>A</u>	<u>2</u>	<u>AA</u>						
Housing Type	Bezel Color	Incandescent Lamp Type	Terminal Type	Circuitry Codes (Each pole has double-throw)						
Standard Bezel AML21B Square non-lighted AML21C Square 1 lamp ckt. AML21E Rect. non-lighted AML21F Rect. 1 lamp ckt. AML21G Rect. 2 lamp ckts. Full Guard Bezel AML21H Square non-lighted AML21J Square 1 lamp ckt. AML21K Rect. non-lighted AML21L Rect. 1 lamp ckt. AML21M Rect. 2 lamp ckts.	B Black	A No lamp installed B 6 V lamp C 14 V lamp E 28 V lamp	2 .110 x .020 (solder or quick-connect) 3 .025 x .025 (printed ckt. or push-on)	<table border="1"> <tr> <td style="text-align: center;">Silver Contacts</td> <td> Mom. Action. AA 1-pole AC 2-pole CC 4-pole Alt. Action AB 1-pole AD 2-pole CD 4-pole </td> </tr> <tr> <td style="text-align: center;">Gold Contacts</td> <td> Mom. Action BA 1-pole BC 2-pole DC 4-pole Alt. Action BB 1-pole BD 2-pole DD 4-pole </td> </tr> <tr> <td style="text-align: center;">Gold-plated Silver Contacts</td> <td> Mom. Action EA 1-pole EC 2-pole </td> </tr> </table>	Silver Contacts	Mom. Action. AA 1-pole AC 2-pole CC 4-pole Alt. Action AB 1-pole AD 2-pole CD 4-pole	Gold Contacts	Mom. Action BA 1-pole BC 2-pole DC 4-pole Alt. Action BB 1-pole BD 2-pole DD 4-pole	Gold-plated Silver Contacts	Mom. Action EA 1-pole EC 2-pole
Silver Contacts	Mom. Action. AA 1-pole AC 2-pole CC 4-pole Alt. Action AB 1-pole AD 2-pole CD 4-pole									
Gold Contacts	Mom. Action BA 1-pole BC 2-pole DC 4-pole Alt. Action BB 1-pole BD 2-pole DD 4-pole									
Gold-plated Silver Contacts	Mom. Action EA 1-pole EC 2-pole									

Discount **BE**
 Schedule Qty.: 25 pieces/listing
 Unclass.

Example: **AML21BBA2AA**
 Square, pushbutton switch housing, non-lighted; black bezel; .110 x .020 termination; 1-pole, double throw; silver contacts.

AML22 Electronic control pushbutton switches

AML22 LED DISPLAY ORDER GUIDE

<u>AML22C</u>	<u>B</u>	<u>B</u>	<u>2</u>	<u>AA</u>				
Housing Type	Bezel Color	LED Color/Voltage	Terminal Type	Circuitry Codes (Each pole has double-throw)				
Standard Bezel AML22C Square 1 LED AML22H Square 1 high profile LED (for use with AML-52A buttons) Full Guard Bezel AML22J Square 1 LED	B Black	Red B V C 5V D 10V E 15V F 24V Yellow H V J 5V K 10V L 15V M 24V Green R V S 5V T 10V W 15V X 24V	2 .110 x .020 (solder or quick-connect) 3 .025 x .025 (printed ckt. or push-on) 8 .110 x .020 with diode protection	<table border="1"> <tr> <td style="text-align: center;">Silver Contacts</td> <td> Mom. Action. AA 1-pole AC 2-pole Alt. Action AB 1-pole AD 2-pole CD 4-pole </td> </tr> <tr> <td style="text-align: center;">Gold Contacts</td> <td> Mom. Action BA 1-pole BC 2-pole Alt. Action BB 1-pole BD 2-pole DD 4-pole </td> </tr> </table>	Silver Contacts	Mom. Action. AA 1-pole AC 2-pole Alt. Action AB 1-pole AD 2-pole CD 4-pole	Gold Contacts	Mom. Action BA 1-pole BC 2-pole Alt. Action BB 1-pole BD 2-pole DD 4-pole
Silver Contacts	Mom. Action. AA 1-pole AC 2-pole Alt. Action AB 1-pole AD 2-pole CD 4-pole							
Gold Contacts	Mom. Action BA 1-pole BC 2-pole Alt. Action BB 1-pole BD 2-pole DD 4-pole							

Discount **BE**
 Schedule Qty.: 25 pieces/listing
 Unclass.

Example: **AML22CBB2AA**
 Square, pushbutton switch housing with one LED, black bezel; red LED (without resistor); .110 x .020 termination; momentary action; 1-pole, double throw; silver contacts.

Honeywell Sensing and Control AML/MML Selection Guide

AML23 Solid state pushbutton switches

AML23 INCANDESCENT OR NON-LIGHTED DISPLAY ORDER GUIDE

AML23E	B	A	2	AA	01
Housing Type	Operator/ Bezel Color	Incandescent Lamp Type	Terminal Type	Circuitry Codes	Operating Action
AML23E Rectangular non-lighted AML23F Rectangular 1 lamp ckt. (A) AML23G Rectangular 2 lamp ckts.(A & B)	B Black/Black	A No lamp installed B 6 V lamp C 14 V lamp E 28 V lamp	2 .110 x .020 (solder or quick-connect) 3 .025 x .025 (printed, ckt. or push-on)	Silver Contacts AA 1-pole① AC 2-pole① CA 2-pole CC 4-pole① Gold Contacts BA 1-pole Insert code letters as shown in Circuitry Chart	No charge Insert Code numbers from Operating Action Chart

Discount **BE**
Schedule Qty.: **25** pieces/listing
Unclass.

Example: **AML23EBA2AA01**
Rectangular, non-lighted paddle switch housing; black paddle and bezel;
.110 x .020 terminals; with one circuit ON and one circuit OFF in each extreme
operator position (maintained).

① for non-illuminated switches only.

CIRCUITRY

Silver Contacts	Gold Contacts	2-Position		3-Position			
AA	BA						
AC	BC						
CA	DA						
CC	CC						

OPERATING ACTION

2-Position		
Maint.	01 None	Maint.
Mom.	02 None	Maint.
Maint.	03 None	Mom.
3-Position		
Maint.	04 Maint.	Maint.
Mom.	05 Maint.	Mom.
Maint.	06 Maint.	Mom.
Mom.	07 Maint.	Maint.

Honeywell Sensing and Control AML/MML Selection Guide

AML25 Electronic control paddle switches

AML25 LED DISPLAY ORDER GUIDE

AML25F	B	B	2	AA	01	R	X
Housing Type	Operator/ Bezel Color	LED Voltage	Terminal Type/ Diode Protection	Circuitry Codes	Operating Code	LED Color (LED A)	LED Color (LED B)
AML25F Rectangular 1 LED AML25G Rectangular 2 LEDs	B Black/Black	B V C 5 V D 10 V E 15 V F 24 V	2 .110 x .020 (solder or quick-connect) 3 .025 x .025 (printed ckt. or push-on) 8 .110 x .020 with diode protection	Silver Contacts AA 1-pole CA 2-pole Gold Contacts BA 1-pole DA 2-pole Insert code letters as shown in Circuitry Chart	No charge Insert code numbers from Operating Action Chart	R Red Y Yellow G Green X No LED	R Red Y Yellow G Green X No LED

Discount **BE**
 Schedule Qty.: 25 pieces/listing
 Unclass.

Example: **AML25FBB2AA01RX**
 Rectangular paddle switch; illuminated with one red LED, this device has a black paddle and bezel, and .110 x .020 terminals; with one circuit ON and one circuit OFF in each extreme operator position (maintained).

CIRCUITRY

Silver Contacts		Gold Contacts		2-Position		3-Position		
AA	BA							
AC	BC							
(Non-illuminated switches only)								
CA	DA							
CC	CC							
(Non-illuminated switches only)								

OPERATING ACTION

2-Position		
Maint.	01 None	Maint.
Mom.	02 None	Maint.
Maint.	03 None	Mom.
3-Position		
Maint.	04 Maint.	Maint.
Mom.	05 Maint.	Mom.
Maint.	06 Maint.	Mom.
Mom.	07 Maint.	Maint.

Honeywell Sensing and Control AML/MML Selection Guide

AML24 Electronic control rocker switches

AML24 INCANDESCENT OR NON-LIGHTED DISPLAY ORDER GUIDE

AML24E	B	A	2	AA	01
Housing Type	Bezel Color	Incandescent Lamp Type	Terminal Type	Circuitry Codes	Operating Action
AML24E Rectangular non-lighted AML24F Rectangular 1 lamp ckt. (A) AML24G Rectangular 2 lamp ckts.	B Black	A No lamp installed B 6 V lamp C 14 V lamp E 28 V lamp	2 .110 x .020 (solder or quick-connect) 3 .025 x .025 (printed ckt. or push-on)	Silver Contacts AA 1-pole AC 2-poleⓁ CA 2-pole CC 4-poleⓁ Gold Contacts BA 1-pole BC 2-poleⓁ DA 2-pole DC 4-poleⓁ Insert Code letters as shown in Circuitry Chart	No charge Insert Code numbers from Operating Action Chart

Discount **BE**
 Schedule Qty.: **25** pieces/listing
 Unclass.

Example: **AML24EBA2AA01**
 Rectangular, non-lighted rocker switch housing; black bezel; 110 x .020 terminals;
 .with one circuit ON and one circuit OFF in each extreme operator position (maintained).

Ⓛ for non-illuminated switches only.

CIRCUITRY

Silver Contacts		Gold Contacts		2-Position		3-Position			
AA	BA								
AC	BC								
CA	DA								
CC	DC								

OPERATING ACTION

2-Position		
Maint.	01 None	Maint.
Mom.	02 None	Maint.
Maint.	03 None	Mom.
3-Position		
Maint.	04 Maint.	Maint.
Mom.	05 Maint.	Mom.
Maint.	06 Maint.	Mom.
Mom.	07 Maint.	Maint.

Honeywell Sensing and Control AML/MML Selection Guide

AML26 Electronic control rocker switches**

AML26 LED DISPLAY ORDER GUIDE

AML26F	B	B	2	AA	01	R	X
Housing Type	Bezel Color	LED Voltage	Terminal Type/ Diode Protection	Circuitry Codes	Operating Action	LED Color (LED A)	LED Color (LED B)
AML26F 1 LED	B Black	B V	2 .110 x .020 (solder or quick-connect)	Silver Contacts AA 1-pole CA 2-pole	Insert code numbers from Operating Action Chart	R Red	R Red
AML26G 2 LEDs		C 5 V	3 .025 x .025 (printed ckt. or push-on)	Gold Contacts BA 1-pole DA 2-pole		Y Yellow	Y Yellow
		D 10 V	8 .110 x .020 with diode protection	Insert Code letters as shown in Circuitry Chart		G Green	G Green
		E 15 V				X No LED	X No LED
		F 24 V					

Discount **BE**

Schedule Qty.: 25 pieces/listing
Unclass.

Example: **AML26FBB2AA01RX**

Rectangular rocker switch; illuminated with one LED, this device has a black bezel, .110 x .020 terminals; with one circuit ON and one circuit OFF in each extreme operator position (maintained).

** **NOTE:** Contact Customer Service for minimum quantity required to establish or reinstate a catalog listing.

CIRCUITRY

Silver Contacts	Gold Contacts	2-Position		3-Position			
AA	BA						
AC (Non-illuminated switches only)	BC						
CA	DA						
CC (Non-illuminated switches only)	DC						

OPERATING ACTION

2-Position			
Maint.	01 None	Maint.	Maint.
Mom.	02 None	Maint.	Mom.
Maint.	03 None	Mom.	Mom.
3-Position			
Maint.	04 Maint.	Maint.	Maint.
Mom.	05 Maint.	Mom.	Mom.
Maint.	06 Maint.	Mom.	Mom.
Mom.	07 Maint.	Maint.	Maint.

Honeywell Sensing and Control AML/MML Selection Guide

AML27 Electronic control keylock switches ****

AML27 NON-LIGHTED ORDER GUIDE

AML27A	B	K	2	AA	21	BA		
Housing Type	Bezel Color	Button Color	Terminal Type	Circuitry Codes (each pole has double throw)	Operation Action (key out in center position, except where noted)		Key Combinations  (Two keys furnished)	
AML27A Square housing non-lighted	B Black	K Black	2 .110 x .020 (solder or quick-connect) 3 .025 x .025 (printed circuit or push-on)	Silver Contacts AA 1-pole AC 2-pole Gold Contacts BA 1-pole BC 2-pole	CCW	Center		CW
					None	21 Maint.	Maint.	BA BB BK BC BL BD BE BS BF BW
					None	22* Maint.	Maint.	
					None	23 Maint.	Mom.	
					Maint.	24 Maint.	Maint.	
					Mom.	25 Maint.	Mom.	
					Maint.	26** Maint.	Maint.	
					Mom.	27*** Maint.	Maint.	
					Maint.	28*** Maint.	Maint.	
					Maint.	29† Maint.	Maint.	
					Maint.	30† Maint.	Mom.	
					Maint.	31†† Maint.	Mom.	

Discount **BE**
 Schedule Qty: 25 pieces/listing
 Unclass.

REPLACEMENT KEYS

One key per listing
 Five piece minimum order quantity for keys

Key Combination	Key Code	Catalog Listing
BA	110	30PA101-AML
BB	109	30PA102-AML
BD	107	30PA104-AML
BE	106	30PA105-AML
BS	117	30PA117-AML
BT	118	30PA118-AML
BV	119	30PA119-AML
BW	120	30PA120-AML

Note: These keys fit the 5-bit keylocks in the Order Guide



Specify different key combinations to acquire different keys, i.e.:

AML27ABK2AA21**BB** and AML27ABK2AA21**BE** have different keys.
 AML27ABK2AA21**BB** and AML27ABK3BC25**BB** have identical interchangeable keys.

28 and **29** operating actions should be used with key combinations BA or BB.

Example: **AML27ABK2AA21BA** Square housing; black bezel and button; .110 x .020 terminals; 2-pole double-throw; silver contacts; 3-position maintained and key code "BB".

**** **NOTE:** Contact Customer Service for minimum quantity required to establish or reinstate a catalog listing.

Honeywell Sensing and Control AML/MML Selection Guide

AML31 Power duty pushbutton switches*

AML31 INCANDESCENT OR NON-LIGHTED DISPLAY ORDER GUIDE

<u>AML31E</u>	<u>B</u>	<u>A</u>	<u>4</u>	<u>AC</u>		
Housing Type	Bezel Color	Incandescent Lamp Type	Terminal Type	Circuitry Codes		
Standard Bezel AML31E Rect. non-lighted AML31F Rect. 1 lamp ckt. Full Guard Bezel AML31L Rect. 1 lamp ckt.	B Black	A No lamp installed B 6 V lamp C 14 V lamp E 28 V lamp	4 .187 x .020 (solder or quick-connect)	2-pole, single-throw, normally open, Form X <table style="width: 100%; border: none;"> <tr> <td style="text-align: center; width: 50%; border-right: 1px solid black;">AD Alt. action</td> <td style="text-align: center; width: 50%;">AC Mom. Action</td> </tr> </table>	AD Alt. action	AC Mom. Action
AD Alt. action	AC Mom. Action					

Discount **BE**
 Schedule Qty.: 25 pieces/listing
 Unclass.

Example: **AML31EBA4AC**
 Rectangular pushbutton switch housing, non-lighted; black bezel; .187 x .020 terminals; momentary action; 2-pole, single-throw, normally open, Form X

* **NOTE:** Contact Customer Service for a minimum quantity required to establish or reinstate a catalog listing.

AML32 Power duty pushbutton switches*

AML32 NEON DISPLAY ORDER GUIDE

<u>AML32F</u>	<u>B</u>	<u>C</u>	<u>7</u>	<u>AA</u>		
Housing Type	Bezel Color	Neon Lamp Voltage/Color	Terminal Type Lamp Circuit	Circuitry Codes		
Standard Bezel AML32F Rect. 1 Neon lamp Full Guard Bezel AML32L Rect. 1 Neon lamp	B Black	Red B 125 VAC C 250 VAC Clear K 125 VAC L 250 VAC Green M 125 VAC P 250 VAC	4 .187 x .020 (solder or quick-connect) with isolated lamp circuit 7 .187 x .020 with integral lamp circuit	2-pole, single-throw, normally open, Form X <table style="width: 100%; border: none;"> <tr> <td style="text-align: center; width: 50%; border-right: 1px solid black;">AD Alt. action</td> <td style="text-align: center; width: 50%;">AC Mom. Action</td> </tr> </table>	AD Alt. action	AC Mom. Action
AD Alt. action	AC Mom. Action					

Discount **BE**
 Schedule Qty.: 25 pieces/listing
 Unclass.

Example: **AML32FBC7AC**
 Rectangular pushbutton switch housing; black bezel; 250 volt, red neon lamp; .187 x .020 terminals with integral lamp circuit; momentary action; 2-pole, single-throw, normally open, Form X

* **NOTE:** Contact Customer Service for minimum quantity required to establish or reinstate a catalog listing.

Honeywell Sensing and Control AML/MML Selection Guide

AML33 Power duty paddle switches*

AML33 INCANDESCENT OR NON-LIGHTED DISPLAY ORDER GUIDE

AML33E	B	A	4	AA	01
Housing Type	Operator/ Bezel Color	Incandescent Lamp Type	Terminal Type	Circuitry Codes	Operating Action
AML33E Rectangular non-lighted AML33F Rectangular 1 lamp ckt.	B Black/Black	A No lamp installed	4 .187 x .020 (solder or quick-connect)	Silver Contacts AA 1-pole (one Form A single-throw, normally open) AC 2-pole (Two Form A)	 01 Maint. ON Maint. OFF

Discount **BE**
 Schedule Qty.: **25** pieces/listing
 Unclass.

Example: **AML33EBA4AA01**
 Rectangular, non-lighted device; black paddle and bezel; .187 x .020 terminals; 1-pole, Form A Single Throw; with one circuit ON in one extreme position and OFF in the other.

* **NOTE:** Contact Customer Service for a minimum quantity required to establish or reinstate a catalog listing.

AML34 Power duty rocker switches*

AML34 INCANDESCENT OR NON-LIGHTED DISPLAY ORDER GUIDE

AML34E	B	A	4	AA	01
Housing Type	Bezel Color	Incandescent Lamp Type	Terminal Type	Circuitry Codes	Operating Action
AML34E Rectangular non-illum. AML34F Rectangular 1 lamp ckt.	B Black	A No lamp installed	4 .187 x .020 (solder or quick-connect)	Silver Contacts AA 1-pole (one Form A single-throw, normally open) AC 2-pole (Two Form A)	 01 Maint. ON Maint. OFF

Discount **BE**
 Schedule Qty.: **25** pieces/listing
 Unclass.

Example: **AML34EBA4AA01**
 Rectangular, non-illuminated device; black paddle and bezel; .187 x .020 terminals; 1-pole, Form A single throw; with one circuit ON in one extreme position and OFF in the other.

* **NOTE:** Contact Customer Service for a minimum quantity required to establish or reinstate a catalog listing.

Honeywell Sensing and Control AML/MML Selection Guide

AML35 Power duty paddle switches*

AML35 NEON DISPLAY ORDER GUIDE

AML35F	B	B	4	AA	01
Housing Type	Operator/ Bezel Color	Neon Lamp Voltage	Terminal Type/ Lamp Circuit	Circuitry Codes	Operating Action
AML35F Rectangular 1 neon lamp	B Black/Black	Red B 125 VAC	4 .187 x .020 (solder or quick-connect) with isolated lamp circuit 7 .187 x .020 with integral lamp circuit (available with 2-pole devices only)	Silver Contacts AA (One Form A single-throw) Available only with isolated lamp circuit, term. type 4 AC 2-pole (Two Form A)	 01 Maint. ON Maint. OFF

Discount **BE**
 Schedule Qty.: **25** pieces/listing
 Unclass.

Example:**AML35FBB4AA01**
 Rectangular paddle switch housing; black paddle and bezel; 125 VAC neon lamp; .187 x .020 terminals with isolated lamp circuit; 1-pole, Form A single throw; with circuit ON in one extreme position and OFF in the other (maintained).

* **NOTE:** Contact Customer Service for a minimum quantity required to establish or reinstate a catalog listing.

AML36 Power duty rocker switches*

AML36 NEON DISPLAY ORDER GUIDE

AML36F	B	B	4	AA	01
Housing Type	Bezel Color	Neon Lamp Voltage	Terminal Type/ Lamp Circuit	Circuitry Codes	Operating Action
AML36F Rectangular 1 neon lamp	B Black	Red B 125 VAC C 250 VAC	4 .187 x .020 (solder or quick-connect) with isolated lamp circuit 7 .187 x .020 with integral lamp circuit (available with 2-pole devices only)	Silver Contacts AA (One Form A single-throw) Available only with isolated lamp circuit, term. type 4. AC 2-pole (Two FormA)	 01 Maint. ON Maint. OFF

Discount **BE**
 Schedule Qty.: **25** pieces/listing
 Unclass.

Example:**AML36FBB4AA01**
 Rectangular rocker switch housing; black bezel; 125 VAC neon lamp; .187 x .020 terminals with isolated lamp circuit; 1-pole Form A single throw; with circuit ON in one extreme position and OFF in the other.

* **NOTE:** Contact Customer Service for a minimum quantity required to establish or reinstate a catalog listing.

Honeywell Sensing and Control AML/MML Selection Guide

AML41/42 Lighted indicators*

AML41 INCANDESCENT DISPLAY INDICATORS ORDER GUIDE

AML41C		B	A	2	
Housing Type		Bezel Color	Incand. Lamp Type	Terminal Type	
Pushbutton Style	Lens Style	B Black	A No lamp installed	2 .110 x .020 (solder or quick-connect)	Discount BE Schedule Qty.: 25 pieces/listing Unclass. Example: AML41CBA2 Square (pushbutton style) indicator housing with one lamp circuit; black bezel; .110 x .020 termination. * NOTE: Contact Customer Service for a minimum quantity required to establish or reinstate a catalog listing.
AML41C Square 1 lamp ckt.	(Use AML51-J, -K, and -L buttons only)		B 6 V lamp	3 .025 x .025 (printed circuit or push-on)	
AML41D Square, 2 lamp ckts.	AML41J Rectangular 1 lamp ckt.		C 14 V lamp		
AML41F Rectangular 1 lamp ckt.	AML41K Rectangular 2 lamp ckts.		E 28 V lamp		
AML41G Rectangular 2 lamp ckts.	AML41L Rectangular 3 lamp ckts.				

AML42 LED DISPLAY INDICATORS ORDER GUIDE

AML42S	B	C	2		
Housing Type	Bezel Color	LED Color/ Voltage	Terminal Type/ Diode Protection		
AML42C Square 1 LED	B Black	Red B V C 5V E 15V F 24V	2 .110 x .020 (solder or q.c.)	8 .110 x .020 with diode protection	Discount BE Schedule Qty.: 25 pieces/listing Unclass. Example: AML42SBC2 Compact indicator with black bezel; 5 volt red LED; .110 x .020 termination. * NOTE: Contact Customer Service for a minimum quantity required to establish or reinstate a catalog listing.
AML42S Rectangular 1 LED		Yellow H V* J 5V L 15V M 24V	3 .025 x .025 (printed circuit or push-on)		
AML42J Full guard bezel with 1 LED		Green R V S 5V W 15V X 24V			
AML42K Full guard bezel with high profile LED					

Honeywell Sensing and Control AML/MML Selection Guide

AML45 Solid state LED annunciators*

AML45 ORDER GUIDE

AML45S	W	A	2	RY	
Housing Type	Color of Housing Bezel	LED Voltage	Terminal Type	LED Color	
AML45R 2 LEDs (for use with full-screen)	W White	A 2.4 V	2 .110 x .020 (solder or quick-connect)	Side 1	Side 2
AML45S 2 LEDs (for use with split-screen)	K Black	C 10 V	3 0.25 x 0.25 (printed circuit)	R Red	R Red
		D 15 V	8 .110 x .020 with diode protection	Y Yellow	Y Yellow
		F 24 V		G Green	G Green
		*K 15 V High Intensity		A Amber	A Amber
				H Red	H Red

Discount **BE**
 Schedule Qty.: 25 pieces/listing
 Unclass.

Example: **AML45SWA2RY**
 Split-screen type housing with white bezel, 2.4 V LEDs, .110 x .020 termination; red LED in side 1 and yellow LED in side 2

*K must have two LEDs – uses A or H LEDs only

SPACERS: 30PA1-AML (package of 10) - unclassified

* **NOTE:** Contact Customer Service for a minimum quantity required to establish or reinstate a catalog listing.

AML51 Button Parts

Catalog Listing Description

Full Filter – Square Translucent ▲
 AML51- Z1 Red
 -Z2 Yellow
 -Z3 Green
 -Z5 White

Full Filter – Rectangular Translucent ▲
 AML51- Z6 Red
 -Z7 Yellow
 -Z8 Green

Split Filter – Rectangular Translucent ▲
Catalog listing includes two splits
 AML51- Z16 Red
 -Z20 White

Split Filter – Rectangular Translucent ■
Catalog listing includes two splits
 AML51- Z42 Red
 -Z43 Yellow
 -Z44 Green
 -Z46 Clear

Discount **BE**
 Schedule Qty.: 25 pieces/listing
 Unclass.

Five piece minimum order quantity

- ▲ For use with Clear Cap and Dead Front Buttons
- For use with Projected Color Buttons

NOTE: Projected color buttons are the AML51-C10W and AML51-F10W

Honeywell Sensing and Control AML/MML Selection Guide


AML51/52 Lens/Buttons

AML51 LENS ORDER GUIDE (for incandescent display AML41J, K and L indicators)

AML51J		10		R		Discount BE Schedule Qty.: 25 pieces/listing Unclass.
Button Type (Lens style)	Display/Legend Type	Full color or 1st color split	2nd color split	3rd color split		
 AML51-J	Transmitted Color 10 No legend 20 With legend	R Red	R Red	R Red	Five piece minimum order quantity for buttons Example: AML51-J10R Rectangular lens-type button; full color; transmitted color, no legend; red ** Not available in projected color Not all color combinations are available for two and three piece buttons	
 AML51-K	Transmitted Color (clear cap & color insert) 11 No legend 21 With legend	Y Yellow	Y Yellow	Y Yellow		
 AML51-L	Dead Front (smoky gray cap & color insert) 30 No legend 40 With legend	G Green	G Green	G Green		
	Projected color (white cap & color insert) 50 No legend 60 With legend	B Blue	B Blue	B Blue		
		W White	W White	W White		
		A** Amber	A** Amber	A** Amber		

AML51 Buttons for switches and indicators

AML51 PUSH BUTTON ORDER GUIDE

AML51-C			10		R		-	
Button Type (Push Button Type)			Display/Legend Type		Full Color or 1st Color Split		2nd Color Split	
For switches or indicators:  AML51-C			Transmitted Color 10 No legend 20 With legend Transmitted Color (clear cap & color insert) 11 No legend 21 with legend Dead Front (smoky gray cap & color insert) 30 No legend 40 with legend Projected color (white cap & color insert) 50 No legend 60 with legend	R Red Y Yellow G Green B Blue W White K*** Black L*** Gray A** Amber	R Red Y Yellow G Green B Blue W White K*** Black L*** Gray A** Amber			
 AML51-F								
 AML51-G								
 AML51-A								
 AML51-H								
 AML51-N†								
 AML51-B								
 AML51-E								
 AML51-M								
 AML51-R								
For indicators only  AML51-D <small>*Available with transmitted color (10 or 20) only</small>			<small>** Available with transmitted and dead-front only</small> <small>*** Black and gray not recommended for lighted display</small> <small>† AML51-N buttons not available with Display/Legend Types 10 and 20</small> <small>Note: Dimensions include the .060 in bezel</small>	Example: AML51-C10R Square full color button; with transmitted color, no legend; red				

NOTE: AML51 has a \$6.00 net each recurring set-up charge per legend. A one-time charge of \$70.00 applies to establish a new graphic legend.

Honeywell Sensing and Control AML/MML Selection Guide

AML52 Buttons


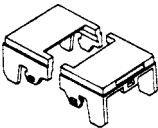
AML52 BUTTON ORDER GUIDE (for LED/Neon display)

AML52-N	10	R	
Button Type	Display/Legend Type (see note)	Button Color	
<p>For LED Devices AML52-A</p>  <p>AML52-C*</p> 	<p style="text-align: center;">Transmitted Color</p> <p style="text-align: center;">10 No legend</p> <p style="text-align: center;">20 with legend</p> <p>NOTE: AML52 and AML53 have \$6.00 net each recurring set-up charge per legend. A one-time charge of \$70.00 applies to establish a new graphic legend.</p>	<p style="text-align: center;">R Red</p> <p style="text-align: center;">Y Yellow</p> <p style="text-align: center;">G Green</p> <p style="text-align: center;">B Blue</p> <p style="text-align: center;">W White</p> <p style="text-align: center;">K Black</p> <p style="text-align: center;">L Gray</p>	<p>Discount BE Schedule Qty.: 25 pieces/listing Unclass.</p> <p>Five piece minimum order quantity for buttons</p> <p>Example: AML52-N10R Rectangular full screen; for use on neon power switch with transmitted color, no legend; red button.</p>
<p>For Neon Devices AML52-N</p> 			

* Not available for lighted display

AML53 Covers for paddle switches

AML53 PADDLE SWITCH COVER ORDER GUIDE (for incandescent or non-lighted display)

AML53-T	10	R	G	
Paddle Switch Cover Type	Display/Legend Type	Cover Color		
<p></p> <p>AML53-E ½ Cover</p> <p></p> <p>AML53-T Two-piece cover</p>	<p style="text-align: center;">Transmitted Color</p> <p style="text-align: center;">10 No legend 20 With legend</p> <p style="text-align: center;">Transmitted Color (clear cap & color insert)</p> <p style="text-align: center;">11 No legend 21 with legend</p> <p style="text-align: center;">Dead Front (smoky gray cap & color insert)</p> <p style="text-align: center;">30 No legend 40 with legend</p> <p style="text-align: center;">Projected color (white cap & color insert)</p> <p style="text-align: center;">50 No legend 60 with legend</p>	½ cover or one side of two-piece cover	Other side of two-piece cover	<p>Use only with "T" Covers</p> <p>Discount BE Schedule Qty.: 25 pieces/listing Unclass.</p> <p>Five piece minimum order quantity for buttons</p> <p>Example: AML53-T10RG Two-piece cover; with transmitted color, no legend; red and green.</p> <p>NOTE: AML52 and AML53 have \$6.00 net each recurring set-up charge per legend. A one-time charge of \$70.00 applies to establish a new graphic legend.</p> <p>* Not for lighted display ** Not available with projected color</p>
		<p style="text-align: center;">R Red</p> <p style="text-align: center;">Y Yellow</p> <p style="text-align: center;">G Green</p> <p style="text-align: center;">B Blue</p> <p style="text-align: center;">W White</p> <p style="text-align: center;">K* Black</p>	<p style="text-align: center;">R Red</p> <p style="text-align: center;">Y Yellow</p> <p style="text-align: center;">G Green</p> <p style="text-align: center;">B Blue</p> <p style="text-align: center;">W White</p> <p style="text-align: center;">K* Black</p>	

Honeywell Sensing and Control AML/MML Selection Guide

AML54 Rocker switch operators

AML54 ROCKER OPERATOR ORDER GUIDE (for incandescent or non-lighted display)

AML54-F	10	R		
Rocker Operator Type	Display/Legend Type	Rocker Color		
 AML54-F Full rocker	Transmitted Color 10 No legend 20 With legend Transmitted Color (clear cap & color insert) 11 No legend 21 with legend Dead Front (smoky gray cap & color insert) 30 No legend 40 with legend Projected color (white cap & color insert) 50 No legend 60 with legend	Full rocker, ½ rocker, or one side of two-piece rockers	Other side of two-piece rockers	Discount BE Schedule Qty.: 25 pieces/listing Unclass. Five piece minimum order quantity for buttons Example: AML54-F10R Full rocker; with transmitted color, no legend; red NOTE: AML54 and AML55 have \$6.00 net each recurring set-up charge per legend. A one-time charge of \$70.00 applies to establish a new graphic legend. * Not for lighted display ** Not available with projected color † Not available for use with AML34 power switches
 AML54-E ½ rocker		R Red Y Yellow G Green B Blue W White K* Black L* Gray A** Amber	R Red Y Yellow G Green B Blue W White K* Black L* Gray A** Amber	
 AML54-T Two-piece rocker				

AML55 Covers for paddle switches

AML55 PADDLE SWITCH COVER ORDER GUIDE (for neon display)

AML55-N	10	R	Y	
Paddle Switch Cover Type	Display/Legend Type (see note)	Lens Color	Cover Color	
 AML55-N Full neon cover with colored lens	Transmitted Color 10 No legend 20 with legend	T Clear R Red	R Red Y Yellow G Green B Blue W White K Black L Gray	Discount BE Schedule Qty.: 25 pieces/listing Unclass. Five piece minimum order quantity for buttons AML55-N covers have a colored lenticular lens window which extends over the neon lamp. Example: AML55-N10RY Full neon paddle switch cover; with transmitted color, no legend; red lens and yellow cover.

Honeywell Sensing and Control AML/MML Selection Guide

AML55 Covers for paddle switches

AML55 PADDLE SWITCH COVER ORDER GUIDE (for LED display)

AML55-T	10	Y	R	See notes below
Paddle Switch Cover Type  AML55-E ½ cover (for 1 LED)*	Display/Legend Type Transmitted Color 10 No legend 20 With legend	Cover Color		Discount BE Schedule Qty.: 25 pieces/listing Unclass. Five piece minimum order quantity for button. AML55-E, -T, and -H covers have an open window which allows LEDs to be flush with the cover surface. *NOTES: ¹ Only one color code letter is necessary for AML55-E ½ covers ² To order a ½-cover without the LED "window," specify an AML53-E listing. Example: AML55-T10YR Two-piece cover; with LED window in one side, transmitted color, no legend; yellow (LED side) and red (non-LED side). NOTE: AML55 has a net \$6.00 recurring set-up charge per legend. A one-time charge of \$70.00 applies to establish a new graphic legend.
 AML55-T Two-piece cover (for one LED)		½ cover or LED side of two-piece covers* R Red Y Yellow G Green B Blue W White K Black L Gray	Other side of two-piece covers R Red Y Yellow G Green B Blue W White K Black L Gray	
 AML55-H Two-piece cover (for two LEDs)				

Honeywell Sensing and Control AML/MML Selection Guide

AML56 Rocker switch operators

AML56 ROCKER OPERATOR ORDER GUIDE (for neon display)

AML56-N	10	R	Y	
Rocker Operator Type  AML56-N Full rocker with colored lens	Display/Legend Type Transmitted Color 10 No legend 20 with legend	Lens Color T Clear R Red Y Yellow	Rocker Color R Red Y Yellow G Green B Blue W White K Black	Discount BE Schedule Qty.: 25 pieces/listing Unclass. Five piece minimum order quantity for buttons AML56-N covers have a colored lenticular lens window which extends over the neon lamp. Example: AML56-N10RY Full rocker; with transmitted color, no legend; yellow rocker and red lens NOTE: AML56 has a \$6.00 net each recurring set up charge per legend. A one-time charge of \$70.00 applies to establish a new graphic legend.

AML56 Rocker switch operators

AML56 ORDER GUIDE (for LED display)

AML56-T	10	R B		
Rocker Operator Type  AML56-E 1/2 rocker* (for 1 LED)  AML56-T Two-piece rocker (for one LED)  AML56-H Two-piece rocker (for two LEDs)	Display/Legend Type (see note) Transmitted Color 10 No legend 20 With legend	Rocker Color 1/2 rocker or LED side of two-piece rockers Other side of two-piece rockers		Discount BE Schedule Qty.: 25 pieces/listing Unclass. Five piece minimum order quantity for button. Example: AML56-T10RB Two-piece rocker; with LED window in one side, transmitted color, no legend; red (LED side) and blue (non-LED side).
		R Red Y Yellow G Green B Blue W White K Black L Gray	R Red Y Yellow G Green B Blue W White K Black L Gray	

Honeywell Sensing and Control AML/MML Selection Guide

AML59 Solid state LED annunciators*

AML59 ORDER GUIDE

Cap Style	Cap Color	Legend Type*	Filter color		
			Full	Split Screen	
AML59-R Full screen	K Black	10 No legend	R Red	R Red	R Red
AML59-S Split screen			Y Yellow	Y Yellow	Y Yellow
		20* Negative Film Legend	G Green	G Green	G Green
		21* Positive Film Legend			

Discount **BE**
Schedule Qty.: **25** pieces/listing
Unclass.

Five piece minimum order quantity for buttons

Examples: **AML59-RK10R**
Full-screen style, black cap, no legend and red filter

AML59-SK20RY
Split-screen style, black cap, negative film legend, red and yellow color filters

*AML59 has a \$6.00 net each recurring set-up charge per legend. A one-time charge of \$70.00 applies to establish a new graphic legend.

* **NOTE:** Contact Customer Service for minimum quantity required to establish or reinstate a catalog listing

AML61 Mounting Hardware*

Discount **BE**
Schedule Qty.: **25** pieces/listing
Unclass.

AML61 MOUNTING HARDWARE ORDER GUIDE (for standard strip-mount assemblies)

AML61B	A	5	A
Type	Mounting Bracket Orientation	Number of cans	Mounting Bracket Location
Square cans	A 	Square Hous.	0.060
AML61B Plain finish	E 	1	0.020
AML61J (Black finish)		2	BRACKET FLUSH TO TOP OF CAN
		3	0.045
		4	0.030
		5	0.050
		6	0.060
		7	0.060
		8	0.065
		9	0.120
		10	0.085
		11	1.460
		12	U NO BRACKETS
Rect. cans	B 	Rect. Hous.	
AML61E Plain finish	C 	1	
AML61K (Black finish)	D 	2	
		3	
		4	
		5	
		6	
		7	
		8	
		9	
		10	
		11	
		12	

*To order one rectangular can with mounting brackets on short sides, specify AML61EB1__ or AML61KB1__.

Example: **AML61EC5A**

Five rectangular cans, plain finish (unpainted), long sides abutting; type **A** mounting brackets on long sides, located flush with switch or indicator bezel. (Type **T** bracket brings top of annunciator bezel flush with top of .160 in./4.1 mm panel).

* **NOTE:** Contact Customer Service for minimum quantity required to establish or reinstate a catalog listing

Honeywell Sensing and Control AML/MML Selection Guide

AML71/75/76/78/79 Accessories *

AML71 BARRIER ORDER GUIDE

(Barriers shown in order guide are black)

Barrier Length	Type	Catalog Listing
Short (For use with square devices and short-side of rectangular devices)	Center	AML71SCB
	End	AML71SEB
Long (For use with long side of rectangular devices)	Center	AML71LCB
	End	AML71LEB

Discount **BE**
Schedule Qty.: 25 pieces/listing
Unclass.

Notes: Not for use with AML61 mounting hardware
Not for use with AML41J, K, or L lens-type indicators; or AML45 annunciators

AML75 PANEL SEAL ORDER GUIDE

Description	For use with:		
	Square 19" high pushbuttons	Rectangular 19" high pushbuttons	Rockers
Base & Seal	AML75ABC	AML75BBC	AML75RBC

Discount **BE**
Schedule Qty.: 25 pieces/listing
Unclass.

Notes: Multiple units should not be mounted in a single slot, since this would create an unsealed space between each unit. AML75 seals are not for use with barriers, full-guard bezels, AML61 mounting hardware, AML45 annunciators, or AML41J, K or L lens-type indicators.

AML76 SWITCH ORDER GUIDE

Guard Type	Catalog Listing
Square	AML76C10T01P
Rectangular	AML76F10T01P

AML78 PANEL PLUGS

Description	Catalog Listing
Square	AML78CB
Rectangular	AML78FB

DUMMY HOUSING ORDER GUIDE

Description	Catalog Listing
Rectangular (pushbutton)	AML78F100
Rectangular (lens indicator)	AML78J100

* Order AML51 buttons/lenses for use with dummy housings

AML79 CONNECTOR BLOCK

This connector block can be used with square 1 and 2 pole AML21 and AML22 switches with .110 x .020 terminals to enable plug-in wiring.

AML79CC

* **NOTE:** Contact Customer Service for minimum quantity required to establish or reinstate a catalog listing

Honeywell Sensing and Control AML/MML Selection Guide

AML91/92 Lamps/LEDs**

AML91 LAMP ORDER GUIDE

Lamp Type	Industry Lamp No.	Voltage	Catalog Listing
Incandescent T-1-3/4 wedge base	86	6.3	AML91LA86
	73	14.0	AML91LA73
	85	28.0	AML91LA85

Discount **BE**
Schedule Qty.: **25** pieces/listing
Unclass.

Ten piece minimum order quantity for lamps and LEDs.

AML92 LED ORDER Guide

LED Color	Quad Chip	Six Chip
Red	AML92ERY	AML92ERL
Green	AML92EGY	AML92EGL
Yellow	AML92EYY	AML92EYL
White	-	AML92EWL*

* For use with white or yellow buttons

** **NOTE:** Contact Customer Service for minimum quantity required to establish or reinstate a catalog listing

Honeywell Sensing and Control AML/MML Selection Guide

MML11 Solid state pushbutton switches*

Example: **MML11KK3AAK**

Solid state pushbutton housing (black), no bezel; PWB terminals; momentary action; 5 VDC, current sinking output, black plunger

Example: **MML11KK3AAKRSDR**

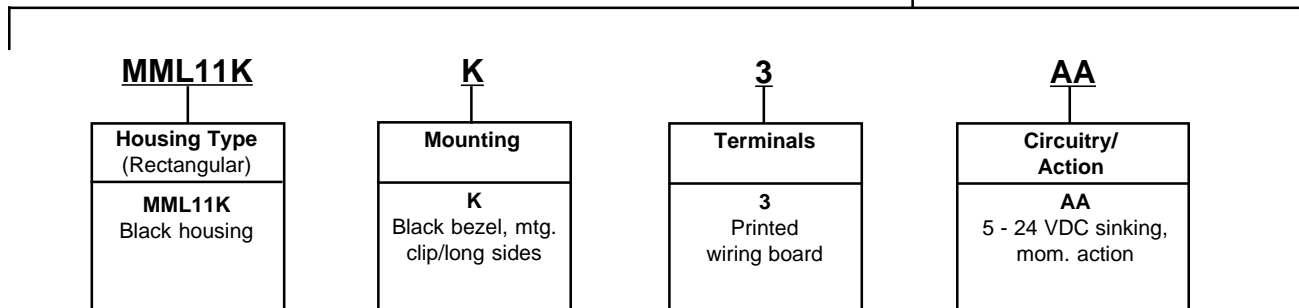
As above, except furnished with black bezel; mounting clips (long sides); red LED, and red lens installed

Discount **BE**

Schedule Qty.: **25** pieces/listing
Unclass.

MML11 LED, INCANDESCENT, OR NON-LIGHTED DISPLAY ORDER GUIDE

Catalog listing codes for switch,
less assembled display options



MML21 Electronic control pushbutton switches*

Example: **MML21KK3AAK**

Electronic control pushbutton switch; rectangular housing (black); bezel (black); mounting clips on long sides, PWB terminals; 1-pole momentary action, silver contacts, black plunger

Example: **MML21KK3AAKRSDR**

As above, except furnished with red LED and red lens installed

Discount **BE**

Schedule Qty.: **25** pieces/listing
Unclass.

MML21 (RECTANGULAR) LED, INCANDESCENT, OR NON-LIGHTED DISPLAY ORDER GUIDE

Catalog listing codes for switch,
less assembled display options



* Specify **AC** or **BC** for use with **encoded** umbrella style buttons.

* **NOTE:** Contact Customer Service for minimum quantity required to establish or reinstate a catalog listing

Honeywell Sensing and Control AML/MML Selection Guide

Order MML11 display options assembled to switch by adding codes below.

K	RS	DR	<u>Leave this space blank, if legend not desired</u>
Plunger	LED (Stanley Type)	Lens	Legend
K Black	XX No LED RS Red* YS Yellow* GS Green* <small>* Permanently installed.</small>	For LED Display DR Red DY Yellow DG Green For incandescent or non-lighted display LR Red LY Yellow LG Green LW White LK Black	20 with legend A \$6.00 recurring set up charge per legend. A one-time charge of \$70.00 applies to establish a new graphic legend.

Order MML21 display options assembled to switch by adding codes below.

K	RS	DR	<u>Leave this space blank, if legend not desired</u>
Std.Plunger (w/o lens)	LED (Stanley Type)	Lens	Legend
K Black W White	XX No LED RS Red* YS Yellow* GS Green* <small>* Permanently installed.</small>	XX No lens* For LED Display DR Red DY Yellow DG Green For incandescent or non-lighted display LR Red LY Yellow LG Green LW White LK Black <small>* Enter XX when 1-piece plunger/lens is specified and legending is required.</small>	20 with legend A \$6.00 recurring set up charge per legend. A one-time charge of \$70.00 applies to establish a new graphic legend.
1-piece Plunger/Lens Cap Buttons			
For LED Display H Red L Yellow N Green For incandescent or non-lighted display R Red Y Yellow G Green Z Black			

Honeywell Sensing and Control AML/MML Selection Guide

MML21 Electronic control pushbutton switches*

Example: **MML21HR3AAKXXDR**

Electronic control pushbutton switch; square housing (black); bezel (black) and mounting clips; PWB terminals; 1-pole momentary action, silver contacts; black plunger, with red lens installed.

Discount **BE**

Schedule Qty.: **25** pieces/listing

Unclass.

MML21 (SQUARE) LED, INCANDESCENT, OR NON-LIGHTED DISPLAY ORDER GUIDE

Catalog listing codes for switch,
less assembled display options



* **NOTE:** Contact Customer Service for minimum quantity required to establish or reinstate a catalog listing

Honeywell Sensing and Control AML/MML Selection Guide

Order MML21 display options assembled to switch by adding codes below.

K		XX	DR	<u>Leave this space blank, if legend not desired</u>
Std.Plunger (w/o lens)	1-piece Plunger/Lens Cap Buttons	LED	Lens	Legend
K Black	For LED Display H Red L Yellow N Green For incandescent or non-lighted display R Red Y Yellow G Green Z Black	XX No LED LEDs are not permanently installed in square housings by Honeywell Sensing and Control. Use the MML93L recep- tacle.	XX No lens For LED Display DR Red DY Yellow DG Green For incandescent or non-lighted display LR Red LY Yellow LG Green LW White LK Black	20 with legend A \$6.00 recurring set up charge per legend. A one-time charge of \$70.00 applies to establish a new graphic legend.

Honeywell Sensing and Control AML/MML Selection Guide

MML24 Electronic control rocker switches**

Example: **MML24KA3AA01HDRXX**

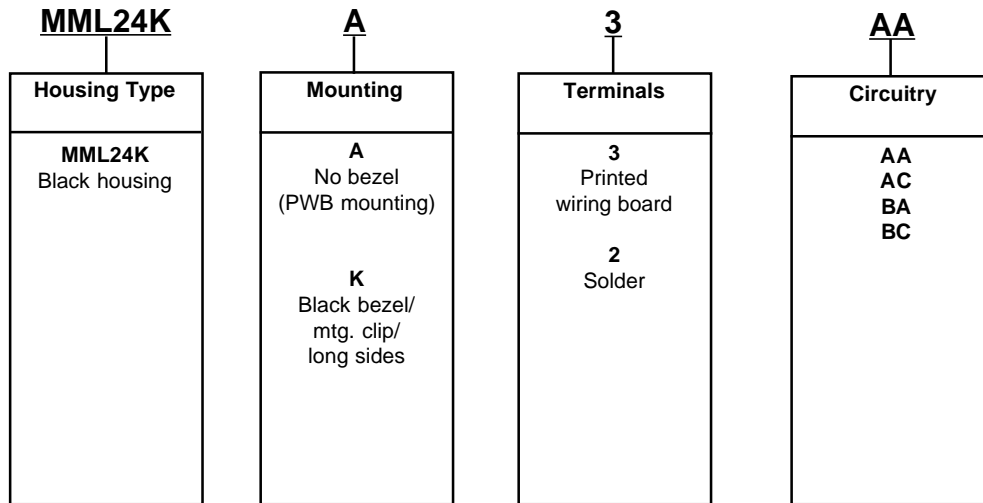
Electronic control rocker switch with black housing, printed wiring board terminals; one-pole, silver contacts; 2-position, maintained action; one-circuit ON in each position; black rocker, red lens for LED display in Side 1 and no lens in Side 2.

Discount **BE**

Schedule Qty.: **25** pieces/listing

Unclass.

MML24 LED, INCANDESCENT, OR NON-LIGHTED DISPLAY ORDER GUIDE



* Lighted switches with solder terminals require MML93R receptacle to install lamps or LEDs.

** **NOTE:** Contact Customer Service for minimum quantity required to establish or reinstate a catalog listing

Honeywell Sensing and Control AML/MML Selection Guide

01	H	DRXX		<u>Leave this space blank, if legend not desired</u>
Action	Rocker	Lens (Side 1)	Lens (Side 2)	Legend
No Charge	B Black rocker H Black rocker, one lens* F White rocker, one lens*	XX None LED display: DR Red DY Yellow DG Green Incand. display: LR Red LY Yellow LG Green LW White	XX None LED display: DR Red DY Yellow DG Green Incand. display: LR Red LY Yellow LG Green LW White	20 with legend A \$6.00 recurring set up charge per legend. A one-time charge of \$70.00 applies to establish a new graphic legend.

* Lighted switches with solder terminals require MML93R receptacle to install lamps or LEDs.

Honeywell Sensing and Control AML/MML Selection Guide

MML46 Indicators/flush mount**

Example: **MML46KA3**

Indicator housing, rectangular (black); no bezel; support terminals

Example: **MML46KA3RSXXDR20**

As above, except furnished with red LED and red lens, with legend

Discount **BE**

Schedule Qty.: **25** pieces/listing
Unclass.

MML46 LED OR INCANDESCENT DISPLAY ORDER GUIDE

MML46K	A		3
Housing Type	Mounting Rectangular	Mounting Square	Support Posts
<p>MML46K Rectangular (1 or 2 LEDs or incand. lamps) Black housing</p> <p>MML46H Square (1 LED or incand. lamp) Black housing</p>	<p>A No bezel (PWB mounting)</p> <p>K Black bezel, mtg. clip/ long sides</p>	<p>A No bezel (PWB mounting)</p> <p>R Black bezel, mtg. clip/ long sides</p>	<p>3 PWB</p> <p>2 Solder** No charge</p> <p>0 None (for snap-in and strip/matrix mount) No charge</p>

* LEDs are not permanently installed in square housings by Honeywell Sensing and Control.

** Rectangular housings only

** **NOTE:** Contact Customer Service for minimum quantity required to establish or reinstate a catalog listing

MML51 Button lenses/incandescent or non-lighted display**

MML51 ORDER GUIDE

MML51E	20	R
Lens Type	Display/Legend Type	Color
<p>Rectangular MML51E Switch lens</p> <p>MML51G* Indicator lens</p>	<p>10 No legend</p> <p>20 With Legend</p> <p>A \$6.00 recurring set up charge per legend. A one-time charge of \$70.00 applies to establish a new graphic legend.</p>	<p>R Red</p> <p>Y Yellow</p> <p>G Green</p> <p>W White</p> <p>K Black (opaque)</p>

Discount **BE**
Schedule Qty.: **25** pieces/listing
Unclass.

Five piece minimum order quantity for buttons

Example:
MML51E20R
Incandescent or non-lighted display switch lens; red transmitted color, with legend. Unclassified.

** **NOTE:** Contact Customer Service for minimum quantity required to establish or reinstate a catalog listing

* Use MML51E with MML41 rectangular pushbutton style indicators

Honeywell Sensing and Control AML/MML Selection Guide

Order MML46 display options assembled to indicator by adding codes below.

Leave this space blank, if legend not desired

RSXX	DR	20		
LED (Stanley type)	Lens	Legend		
Available in rectangular housings only XX No LED One LED* Two LEDs* RSXX Red RSRS Red YSXX Yellow YSYS Yellow GSXX Green GSGS Green * Permanently installed	<table border="1" style="width: 100%; border-collapse: collapse;"> <tr> <td style="width: 50%; vertical-align: top;"> For LED display DR Red DY Yellow DG Green </td> <td style="width: 50%; vertical-align: top;"> For incandescent or non-lighted display LR Red LY Yellow LG Green LW White LK Black </td> </tr> </table>	For LED display DR Red DY Yellow DG Green	For incandescent or non-lighted display LR Red LY Yellow LG Green LW White LK Black	20 with legend A \$6.00 recurring set up charge per legend. A one-time charge of \$70.00 applies to establish a new graphic legend.
For LED display DR Red DY Yellow DG Green	For incandescent or non-lighted display LR Red LY Yellow LG Green LW White LK Black			

Since square housings accept only one LED, only a two-character LED code is necessary.
 For example:
 MML46HR0XXDY or
 MML46HR0RSDY

* When ordering incandescent or non-lighted display, LED field must be XXXX.

MML52 Button lenses/LED**

MML52 ORDER GUIDE

MML52G	10	Y	
Lens Type	Display/Legend Type	Color/Illumination	
Rectangular MML52E Switch lens LED display MML52G* Indicator lens	Trans. Color 10 No legend 20 With Legend A \$6.00 recurring set up charge per legend. A one-time charge of \$70.00 applies to establish a new graphic legend.	LED Display R Red Y Yellow G Green C Clear	Discount BE Schedule Qty.: 25 pieces/listing Unclass. Five piece minimum order quantity for buttons Example: MML52G10Y LED display indicator lens; yellow transmitted color, no legend. Unclassified. ** NOTE: Contact Customer Service for minimum quantity required to establish or reinstate a catalog listing

* Use MML52E with MML41 rectangular pushbutton style indicators

Honeywell Sensing and Control AML/MML Selection Guide

MML72 Bezels/mounting clips*

Discount **BE**
 Schedule Qty.: 25 pieces/listing
 Unclass.

Ten piece minimum order quantity

Example:
MML72EEK
 Black switch bezel, mounting clips on long sides.

* **NOTE:** Contact Customer Service for minimum quantity required to establish or reinstate a catalog listing

MML92 LEDs***

Discount **BE**
 Schedule Qty.: 25 pieces/listing
 Unclass.

MML92 ORDER GUIDE

LEDs should be the same color as the lenses they illuminate. They are packed 10 per listing, including stand-off spacers for use when solder terminating to a printed wiring board.

LED Type	Use to Illuminate	Catalog Listing	LED Color	Forward Characteristics Typ. @ 20mA	Max.	LED Manufacturers' Part Numbers
T-1-3/4	Rectangular button lens	MML92ERS	Red	1.7V	Stanley: 2.0V 2.5V 2.5V	ESBR5633
		MML92EGS	Green	2.1V		ESBG5633
		MML92EYS	Yellow	2.1V		ESAY5633
T-1	Square button lens and MML24 rocker lens**	MML92HGS	Green	2.1V	Stanley: 2.5V	ESPY3901
		MML92HRH	Red	2.2V*		Hewlett Packard: 3.0V 3.0V
		MML92HGH	Green	2.3V*	HLMP-1540	

Long lead: Anode (+), Short lead: Cathode (-).

* @ 25 mA.

** Also rectangular button lens, when used with MML93J solder terminal receptacle.

*** **NOTE:** Contact Customer Service for minimum quantity required to establish or reinstate a catalog listing

Honeywell Sensing and Control AML/MML Selection Guide

MML93 LED/Incandescent lamp receptacles* Discount BE Schedule Qty.: 25 pieces/listing Unclass.

MML93 RECEPTACLE ORDER GUIDE

These receptacles do not include LEDs or lamps.

Receptacle Type	Catalog Listing	Mates With	Use to Illuminate
Printed Wiring Board	MML93K	T-1 3/4 LED	Rectangular button lens or umbrella button lens
	MML93G	T-1 LED or bi-pin lamp	Square button lens or MML24 rocker lens
Solder Terminal	MML93J	T-1 LED or bi-pin lamp	Rectangular button lens
Solder	MML93L	T-1 LED or unbased T-1 lamp	Square button lens
	MML93R	T-1 LED or unbased T-1 lamp	MML24 rocker lens

* **NOTE:** Contact Customer Service for minimum quantity required to establish or reinstate a catalog listing



Компания «ЭлектроПласт» предлагает заключение долгосрочных отношений при поставках импортных электронных компонентов на взаимовыгодных условиях!

Наши преимущества:

- Оперативные поставки широкого спектра электронных компонентов отечественного и импортного производства напрямую от производителей и с крупнейших мировых складов;
- Поставка более 17-ти миллионов наименований электронных компонентов;
- Поставка сложных, дефицитных, либо снятых с производства позиций;
- Оперативные сроки поставки под заказ (от 5 рабочих дней);
- Экспресс доставка в любую точку России;
- Техническая поддержка проекта, помощь в подборе аналогов, поставка прототипов;
- Система менеджмента качества сертифицирована по Международному стандарту ISO 9001;
- Лицензия ФСБ на осуществление работ с использованием сведений, составляющих государственную тайну;
- Поставка специализированных компонентов (Xilinx, Altera, Analog Devices, Intersil, Interpoint, Microsemi, Aeroflex, Peregrine, Syfer, Eurofarad, Texas Instrument, Miteq, Cobham, E2V, MA-COM, Hittite, Mini-Circuits, General Dynamics и др.);

Помимо этого, одним из направлений компании «ЭлектроПласт» является направление «Источники питания». Мы предлагаем Вам помощь Конструкторского отдела:

- Подбор оптимального решения, техническое обоснование при выборе компонента;
- Подбор аналогов;
- Консультации по применению компонента;
- Поставка образцов и прототипов;
- Техническая поддержка проекта;
- Защита от снятия компонента с производства.



Как с нами связаться

Телефон: 8 (812) 309 58 32 (многоканальный)

Факс: 8 (812) 320-02-42

Электронная почта: org@eplast1.ru

Адрес: 198099, г. Санкт-Петербург, ул. Калинина, дом 2, корпус 4, литера А.