

Honeywell Sensing and Control AML/MML Selection Guide

Honeywell Sensing and Control AML/MML Selection Guide

AML11 Solid state pushbutton switches

AML11 INCANDESCENT OR NON-LIGHTED DISPLAY ORDER GUIDE

| AML11B | | B | A | 2 | EA | | |
|--|--|--------------------|--|--|------------------------|------------------------|------------------------|
| Housing Type | | Bezel Color | Incandescent Lamp Type | Terminal Type | Circuitry Codes | | |
| Standard Bezel AML11B Square non-lighted AML11C Square 1 lamp ckt. AML11E Rect. non-lighted AML11F Rect. 1 lamp ckt. AML11G Rect. 2 lamp ckts. Full Guard Bezel AML11H Square non-lighted AML11J Square 1 lamp ckt. AML11K Rect. non-lighted AML11L Rect. 1 lamp ckt. AML11M Rect. 2 lamp ckts. | | B Black | A No lamp installed E 28 V lamp | 2 .110 x .020 (solder or quick-connect) 3 .025 x .025 (printed, circuit or push-on) | 4.5-24 VDC Sinking | EA Momentary | EE Alternate |

Discount **BE**
 Schedule Qty.: 25 pieces/listing
 Unclass.

Example: **AML11BBA2EA**
 Square, pushbutton switch housing, non-lighted; black bezel; .110 x .020 termination; momentary action; current-sinking output for use with 5-volt supply.

AML12 Solid state pushbutton switches

AML12 LED DISPLAY ORDER GUIDE

| AML12C | | B | B | 2 | EA | | |
|--|--|--------------------|---|--|-------------------------|------------------------|------------------------|
| Housing Type | | Bezel Color | LED Color/ Voltage | Terminal Type/ Diode Protection | Circuitry Codes | | |
| Standard Bezel AML12C Square 1 LED Full Guard Bezel AML12J Square 1 LED | | B Black | Red B 5V C 5V Yellow J 5V M 24V Green S 5V X 24V | 2 .110 x .020 (solder or quick-connect) 3 .025 x .025 (printed, circuit or push-on) 8 .110 x .020 with diode protection | 4.5 - 24 VDC Sinking | EA Momentary | EE Alternate |

Discount **BE**
 Schedule Qty.: 25 pieces/listing
 Unclass.

Example: **AML12CBB2EA**
 Square, pushbutton switch housing; black bezel; red LED; .110 x .020 termination; current-sinking output for use with 5-volt supply; momentary action.

Honeywell Sensing and Control AML/MML Selection Guide

AML21 Electronic control pushbutton switches

AML21 INCANDESCENT OR NON-LIGHTED DISPLAY ORDER GUIDE

| <u>AML21B</u> | <u>B</u> | <u>A</u> | <u>2</u> | <u>AA</u> | | | | | | |
|--|---|---|--|---|-----------------|---|---------------|--|-----------------------------|--|
| Housing Type | Bezel Color | Incandescent Lamp Type | Terminal Type | Circuitry Codes (Each pole has double-throw) | | | | | | |
| Standard Bezel AML21B Square non-lighted AML21C Square 1 lamp ckt. AML21E Rect. non-lighted AML21F Rect. 1 lamp ckt. AML21G Rect. 2 lamp ckts. Full Guard Bezel AML21H Square non-lighted AML21J Square 1 lamp ckt. AML21K Rect. non-lighted AML21L Rect. 1 lamp ckt. AML21M Rect. 2 lamp ckts. | B Black | A No lamp installed B 6 V lamp C 14 V lamp E 28 V lamp | 2 .110 x .020 (solder or quick-connect) 3 .025 x .025 (printed ckt. or push-on) | <table border="1" style="width: 100%;"> <tr> <td style="text-align: center;">Silver Contacts</td> <td> Mom. Action. AA 1-pole AC 2-pole CC 4-pole Alt. Action AB 1-pole AD 2-pole CD 4-pole </td> </tr> <tr> <td style="text-align: center;">Gold Contacts</td> <td> Mom. Action BA 1-pole BC 2-pole DC 4-pole Alt. Action BB 1-pole BD 2-pole DD 4-pole </td> </tr> <tr> <td style="text-align: center;">Gold-plated Silver Contacts</td> <td> Mom. Action EA 1-pole EC 2-pole </td> </tr> </table> | Silver Contacts | Mom. Action. AA 1-pole AC 2-pole CC 4-pole Alt. Action AB 1-pole AD 2-pole CD 4-pole | Gold Contacts | Mom. Action BA 1-pole BC 2-pole DC 4-pole Alt. Action BB 1-pole BD 2-pole DD 4-pole | Gold-plated Silver Contacts | Mom. Action EA 1-pole EC 2-pole |
| Silver Contacts | Mom. Action. AA 1-pole AC 2-pole CC 4-pole Alt. Action AB 1-pole AD 2-pole CD 4-pole | | | | | | | | | |
| Gold Contacts | Mom. Action BA 1-pole BC 2-pole DC 4-pole Alt. Action BB 1-pole BD 2-pole DD 4-pole | | | | | | | | | |
| Gold-plated Silver Contacts | Mom. Action EA 1-pole EC 2-pole | | | | | | | | | |

Discount **BE**
 Schedule Qty.: 25 pieces/listing
 Unclass.

Example: **AML21BBA2AA**
 Square, pushbutton switch housing, non-lighted; black bezel; .110 x .020 termination; 1-pole, double throw; silver contacts.

AML22 Electronic control pushbutton switches

AML22 LED DISPLAY ORDER GUIDE

| <u>AML22C</u> | <u>B</u> | <u>B</u> | <u>2</u> | <u>AA</u> | | | | |
|--|---|--|---|---|-----------------|---|---------------|--|
| Housing Type | Bezel Color | LED Color/ Voltage | Terminal Type | Circuitry Codes (Each pole has double-throw) | | | | |
| Standard Bezel AML22C Square 1 LED AML22H Square 1 high profile LED (for use with AML-52A buttons) Full Guard Bezel AML22J Square 1 LED | B Black | Red B V C 5V D 10V E 15V F 24V Yellow H V J 5V K 10V L 15V M 24V Green R V S 5V T 10V W 15V X 24V | 2 .110 x .020 (solder or quick-connect) 3 .025 x .025 (printed ckt. or push-on) 8 .110 x .020 with diode protection | <table border="1" style="width: 100%;"> <tr> <td style="text-align: center;">Silver Contacts</td> <td> Mom. Action. AA 1-pole AC 2-pole Alt. Action AB 1-pole AD 2-pole CD 4-pole </td> </tr> <tr> <td style="text-align: center;">Gold Contacts</td> <td> Mom. Action BA 1-pole BC 2-pole Alt. Action BB 1-pole BD 2-pole DD 4-pole </td> </tr> </table> | Silver Contacts | Mom. Action. AA 1-pole AC 2-pole Alt. Action AB 1-pole AD 2-pole CD 4-pole | Gold Contacts | Mom. Action BA 1-pole BC 2-pole Alt. Action BB 1-pole BD 2-pole DD 4-pole |
| Silver Contacts | Mom. Action. AA 1-pole AC 2-pole Alt. Action AB 1-pole AD 2-pole CD 4-pole | | | | | | | |
| Gold Contacts | Mom. Action BA 1-pole BC 2-pole Alt. Action BB 1-pole BD 2-pole DD 4-pole | | | | | | | |

Discount **BE**
 Schedule Qty.: 25 pieces/listing
 Unclass.

Example: **AML22CBB2AA**
 Square, pushbutton switch housing with one LED, black bezel; red LED (without resistor); .110 x .020 termination; momentary action; 1-pole, double throw; silver contacts.

Honeywell Sensing and Control AML/MML Selection Guide

AML23 Solid state pushbutton switches

AML23 INCANDESCENT OR NON-LIGHTED DISPLAY ORDER GUIDE

| AML23E | B | A | 2 | AA | 01 |
|---|-------------------------|--|---|--|--|
| Housing Type | Operator/ Bezel Color | Incandescent Lamp Type | Terminal Type | Circuitry Codes | Operating Action |
| AML23E Rectangular non-lighted AML23F Rectangular 1 lamp ckt. (A) AML23G Rectangular 2 lamp ckts.(A & B) | B Black/Black | A No lamp installed B 6 V lamp C 14 V lamp E 28 V lamp | 2 .110 x .020 (solder or quick-connect) 3 .025 x .025 (printed, ckt. or push-on) | Silver Contacts AA 1-pole① AC 2-pole① CA 2-pole CC 4-pole① Gold Contacts BA 1-pole Insert code letters as shown in Circuitry Chart | No charge Insert Code numbers from Operating Action Chart |

Discount **BE**
Schedule Qty.: **25** pieces/listing
Unclass.

Example: **AML23EBA2AA01**
Rectangular, non-lighted paddle switch housing; black paddle and bezel; .110 x .020 terminals; with one circuit ON and one circuit OFF in each extreme operator position (maintained).

① for non-illuminated switches only.

CIRCUITRY

| Silver Contacts | Gold Contacts | 2-Position | | 3-Position | | | |
|-----------------|---------------|------------|--|------------|--|--|--|
| AA | BA | | | | | | |
| AC | BC | | | | | | |
| CA | DA | | | | | | |
| CC | CC | | | | | | |

OPERATING ACTION

| 2-Position | | |
|------------|---------------------|--------|
| Maint. | 01 None | Maint. |
| Mom. | 02 None | Maint. |
| Maint. | 03 None | Mom. |
| 3-Position | | |
| Maint. | 04 Maint. | Maint. |
| Mom. | 05 Maint. | Mom. |
| Maint. | 06 Maint. | Mom. |
| Mom. | 07 Maint. | Maint. |

Honeywell Sensing and Control AML/MML Selection Guide

AML25 Electronic control paddle switches

AML25 LED DISPLAY ORDER GUIDE

| AML25F | B | B | 2 | AA | 01 | R | X |
|---|-------------------------|--|---|---|--|--|--|
| Housing Type | Operator/ Bezel Color | LED Voltage | Terminal Type/ Diode Protection | Circuitry Codes | Operating Code | LED Color (LED A) | LED Color (LED B) |
| AML25F Rectangular 1 LED AML25G Rectangular 2 LEDs | B Black/Black | B V C 5 V D 10 V E 15 V F 24 V | 2 .110 x .020 (solder or quick-connect) 3 .025 x .025 (printed ckt. or push-on) 8 .110 x .020 with diode protection | Silver Contacts AA 1-pole CA 2-pole Gold Contacts BA 1-pole DA 2-pole Insert code letters as shown in Circuitry Chart | No charge Insert code numbers from Operating Action Chart | R Red Y Yellow G Green X No LED | R Red Y Yellow G Green X No LED |

Discount **BE**
 Schedule Qty.: 25 pieces/listing
 Unclass.

Example: **AML25FBB2AA01RX**
 Rectangular paddle switch; illuminated with one red LED, this device has a black paddle and bezel, and .110 x .020 terminals; with one circuit ON and one circuit OFF in each extreme operator position (maintained).

CIRCUITRY

| Silver Contacts | | Gold Contacts | | 2-Position | | 3-Position | | |
|---------------------------------|-----------|---------------|--|------------|--|------------|--|--|
| AA | BA | | | | | | | |
| AC | BC | | | | | | | |
| (Non-illuminated switches only) | | | | | | | | |
| CA | DA | | | | | | | |
| CC | CC | | | | | | | |
| (Non-illuminated switches only) | | | | | | | | |

OPERATING ACTION

| 2-Position | | |
|------------|---------------------|--------|
| Maint. | 01 None | Maint. |
| Mom. | 02 None | Maint. |
| Maint. | 03 None | Mom. |
| 3-Position | | |
| Maint. | 04 Maint. | Maint. |
| Mom. | 05 Maint. | Mom. |
| Maint. | 06 Maint. | Mom. |
| Mom. | 07 Maint. | Maint. |

Honeywell Sensing and Control AML/MML Selection Guide

AML24 Electronic control rocker switches

AML24 INCANDESCENT OR NON-LIGHTED DISPLAY ORDER GUIDE

| AML24E | B | A | 2 | AA | 01 |
|--|--------------------|--|--|---|--|
| Housing Type | Bezel Color | Incandescent Lamp Type | Terminal Type | Circuitry Codes | Operating Action |
| AML24E Rectangular non-lighted AML24F Rectangular 1 lamp ckt. (A) AML24G Rectangular 2 lamp ckts. | B Black | A No lamp installed B 6 V lamp C 14 V lamp E 28 V lamp | 2 .110 x .020 (solder or quick-connect) 3 .025 x .025 (printed ckt. or push-on) | Silver Contacts AA 1-pole AC 2-poleⓁ CA 2-pole CC 4-poleⓁ Gold Contacts BA 1-pole BC 2-poleⓁ DA 2-pole DC 4-poleⓁ Insert Code letters as shown in Circuitry Chart | No charge Insert Code numbers from Operating Action Chart |

Discount **BE**
 Schedule Qty.: **25** pieces/listing
 Unclass.

Example: **AML24EBA2AA01**
 Rectangular, non-lighted rocker switch housing; black bezel; 110 x .020 terminals;
 .with one circuit ON and one circuit OFF in each extreme operator position (maintained).

Ⓛ for non-illuminated switches only.

CIRCUITRY

| Silver Contacts | | Gold Contacts | | 2-Position | | 3-Position | | | |
|-----------------|-----------|---------------|--|------------|--|------------|--|--|--|
| AA | BA | | | | | | | | |
| AC | BC | | | | | | | | |
| CA | DA | | | | | | | | |
| CC | DC | | | | | | | | |

OPERATING ACTION

| 2-Position | | | |
|-------------------|---------------------|--------|--------|
| Maint. | 01 None | Maint. | Maint. |
| Mom. | 02 None | Maint. | Mom. |
| Maint. | 03 None | Mom. | Mom. |
| 3-Position | | | |
| Maint. | 04 Maint. | Maint. | Maint. |
| Mom. | 05 Maint. | Mom. | Mom. |
| Maint. | 06 Maint. | Mom. | Mom. |
| Mom. | 07 Maint. | Maint. | Maint. |

Honeywell Sensing and Control AML/MML Selection Guide

AML26 Electronic control rocker switches**

AML26 LED DISPLAY ORDER GUIDE

| AML26F | B | B | 2 | AA | 01 | R | X |
|------------------|-------------|-------------|---|--|---|-------------------|-------------------|
| Housing Type | Bezel Color | LED Voltage | Terminal Type/ Diode Protection | Circuitry Codes | Operating Action | LED Color (LED A) | LED Color (LED B) |
| AML26F 1 LED | B Black | B V | 2 .110 x .020 (solder or quick-connect) | Silver Contacts AA 1-pole CA 2-pole | Insert code numbers from Operating Action Chart | R Red | R Red |
| AML26G 2 LEDs | | C 5 V | 3 .025 x .025 (printed ckt. or push-on) | Gold Contacts BA 1-pole DA 2-pole | | Y Yellow | Y Yellow |
| | | D 10 V | 8 .110 x .020 with diode protection | Insert Code letters as shown in Circuitry Chart | | G Green | G Green |
| | | E 15 V | | | | X No LED | X No LED |
| | | F 24 V | | | | | |

Discount **BE**

Schedule Qty.: 25 pieces/listing
Unclass.

Example: **AML26FBB2AA01RX**

Rectangular rocker switch; illuminated with one LED, this device has a black bezel, .110 x .020 terminals; with one circuit ON and one circuit OFF in each extreme operator position (maintained).

** **NOTE:** Contact Customer Service for minimum quantity required to establish or reinstate a catalog listing.

CIRCUITRY

| Silver Contacts | Gold Contacts | 2-Position | | 3-Position | | | |
|---------------------------------------|---------------|------------|--|------------|--|--|--|
| AA | BA | | | | | | |
| AC (Non-illuminated switches only) | BC | | | | | | |
| CA | DA | | | | | | |
| CC (Non-illuminated switches only) | DC | | | | | | |

OPERATING ACTION

| 2-Position | | | |
|-------------------|--------------|--------|--------|
| Maint. | 01 None | Maint. | Maint. |
| Mom. | 02 None | Maint. | Mom. |
| Maint. | 03 None | Mom. | Mom. |
| 3-Position | | | |
| Maint. | 04 Maint. | Maint. | Maint. |
| Mom. | 05 Maint. | Mom. | Mom. |
| Maint. | 06 Maint. | Mom. | Mom. |
| Mom. | 07 Maint. | Maint. | Maint. |

Honeywell Sensing and Control AML/MML Selection Guide

AML27 Electronic control keylock switches ****

AML27 NON-LIGHTED ORDER GUIDE

| AML27A | B | K | 2 | AA | 21 | BA | | |
|---|--------------------|---------------------|---|--|--|-----------------|--|--|
| Housing Type | Bezel Color | Button Color | Terminal Type | Circuitry Codes (each pole has double throw) | Operation Action (key out in center position, except where noted) | | Key Combinations  (Two keys furnished) | |
| AML27A Square housing non-lighted | B Black | K Black | 2 .110 x .020 (solder or quick-connect) 3 .025 x .025 (printed circuit or push-on) | Silver Contacts AA 1-pole AC 2-pole Gold Contacts BA 1-pole BC 2-pole | CCW | Center | | CW |
| | | | | | None | 21 Maint. | Maint. | BA BB BK BC BL BD BE BS BF BW |
| | | | | | None | 22* Maint. | Maint. | |
| | | | | | None | 23 Maint. | Mom. | |
| | | | | | Maint. | 24 Maint. | Maint. | |
| | | | | | Mom. | 25 Maint. | Mom. | |
| | | | | | Maint. | 26** Maint. | Maint. | |
| | | | | | Mom. | 27*** Maint. | Maint. | |
| | | | | | Maint. | 28*** Maint. | Maint. | |
| | | | | | Maint. | 29† Maint. | Maint. | |
| | | | | | Maint. | 30† Maint. | Mom. | |
| | | | | | Maint. | 31†† Maint. | Mom. | |

Discount **BE**
 Schedule Qty: 25 pieces/listing
 Unclass.

REPLACEMENT KEYS

One key per listing
 Five piece minimum order quantity for keys

| Key Combination | Key Code | Catalog Listing |
|-----------------|----------|-----------------|
| BA | 110 | 30PA101-AML |
| BB | 109 | 30PA102-AML |
| BD | 107 | 30PA104-AML |
| BE | 106 | 30PA105-AML |
| BS | 117 | 30PA117-AML |
| BT | 118 | 30PA118-AML |
| BV | 119 | 30PA119-AML |
| BW | 120 | 30PA120-AML |

Note: These keys fit the 5-bit keylocks in the Order Guide



Specify different key combinations to acquire different keys, i.e.:

AML27ABK2AA21**BB** and AML27ABK2AA21**BE** have different keys.
 AML27ABK2AA21**BB** and AML27ABK3BC25**BB** have identical interchangeable keys.

28 and **29** operating actions should be used with key combinations BA or BB.

Example: **AML27ABK2AA21BA** Square housing; black bezel and button; .110 x .020 terminals; 2-pole double-throw; silver contacts; 3-position maintained and key code "BB".

**** **NOTE:** Contact Customer Service for minimum quantity required to establish or reinstate a catalog listing.

Honeywell Sensing and Control AML/MML Selection Guide

AML31 Power duty pushbutton switches*

AML31 INCANDESCENT OR NON-LIGHTED DISPLAY ORDER GUIDE

| AML31E | B | A | 4 | AC | | |
|---|--------------------------|---|--|--|--------------------------|--------------------------|
| Housing Type | Bezel Color | Incandescent Lamp Type | Terminal Type | Circuitry Codes | | |
| Standard Bezel AML31E Rect. non-lighted AML31F Rect. 1 lamp ckt. Full Guard Bezel AML31L Rect. 1 lamp ckt. | B Black | A No lamp installed B 6 V lamp C 14 V lamp E 28 V lamp | 4 .187 x .020 (solder or quick-connect) | 2-pole, single-throw, normally open, Form X <table style="width: 100%; border: none;"> <tr> <td style="text-align: center; width: 50%; border-right: 1px solid black;">AD Alt. action</td> <td style="text-align: center; width: 50%;">AC Mom. Action</td> </tr> </table> | AD Alt. action | AC Mom. Action |
| AD Alt. action | AC Mom. Action | | | | | |

Discount **BE**
 Schedule Qty.: 25 pieces/listing
 Unclass.

Example: **AML31EBA4AC**
 Rectangular pushbutton switch housing, non-lighted; black bezel; .187 x .020 terminals; momentary action; 2-pole, single-throw, normally open, Form X

* **NOTE:** Contact Customer Service for a minimum quantity required to establish or reinstate a catalog listing.

AML32 Power duty pushbutton switches*

AML32 NEON DISPLAY ORDER GUIDE

| AML32F | B | C | 7 | AA | | |
|--|--------------------------|--|---|--|--------------------------|--------------------------|
| Housing Type | Bezel Color | Neon Lamp Voltage/Color | Terminal Type Lamp Circuit | Circuitry Codes | | |
| Standard Bezel AML32F Rect. 1 Neon lamp Full Guard Bezel AML32L Rect. 1 Neon lamp | B Black | Red B 125 VAC C 250 VAC Clear K 125 VAC L 250 VAC Green M 125 VAC P 250 VAC | 4 .187 x .020 (solder or quick-connect) with isolated lamp circuit 7 .187 x .020 with integral lamp circuit | 2-pole, single-throw, normally open, Form X <table style="width: 100%; border: none;"> <tr> <td style="text-align: center; width: 50%; border-right: 1px solid black;">AD Alt. action</td> <td style="text-align: center; width: 50%;">AC Mom. Action</td> </tr> </table> | AD Alt. action | AC Mom. Action |
| AD Alt. action | AC Mom. Action | | | | | |

Discount **BE**
 Schedule Qty.: 25 pieces/listing
 Unclass.

Example: **AML32FBC7AC**
 Rectangular pushbutton switch housing; black bezel; 250 volt, red neon lamp; .187 x .020 terminals with integral lamp circuit; momentary action; 2-pole, single-throw, normally open, Form X

* **NOTE:** Contact Customer Service for minimum quantity required to establish or reinstate a catalog listing.

Honeywell Sensing and Control AML/MML Selection Guide

AML33 Power duty paddle switches*

AML33 INCANDESCENT OR NON-LIGHTED DISPLAY ORDER GUIDE

| <u>AML33E</u> | <u>B</u> | <u>A</u> | <u>4</u> | <u>AA</u> | <u>01</u> |
|--|-------------------------|----------------------------------|---|--|---|
| Housing Type | Operator/ Bezel Color | Incandescent Lamp Type | Terminal Type | Circuitry Codes | Operating Action |
| AML33E Rectangular non-lighted AML33F Rectangular 1 lamp ckt. | B Black/Black | A No lamp installed | 4 .187 x .020 (solder or quick-connect) | Silver Contacts AA 1-pole (one Form A single-throw, normally open) AC 2-pole (Two Form A) |  01 Maint. ON Maint. OFF |

Discount **BE**
 Schedule Qty.: **25** pieces/listing
 Unclass.

Example: **AML33EBA4AA01**
 Rectangular, non-lighted device; black paddle and bezel; .187 x .020 terminals; 1-pole, Form A Single Throw; with one circuit ON in one extreme position and OFF in the other.

* **NOTE:** Contact Customer Service for a minimum quantity required to establish or reinstate a catalog listing.

AML34 Power duty rocker switches*

AML34 INCANDESCENT OR NON-LIGHTED DISPLAY ORDER GUIDE

| <u>AML34E</u> | <u>B</u> | <u>A</u> | <u>4</u> | <u>AA</u> | <u>01</u> |
|---|-------------------|----------------------------------|---|--|---|
| Housing Type | Bezel Color | Incandescent Lamp Type | Terminal Type | Circuitry Codes | Operating Action |
| AML34E Rectangular non-illum. AML34F Rectangular 1 lamp ckt. | B Black | A No lamp installed | 4 .187 x .020 (solder or quick-connect) | Silver Contacts AA 1-pole (one Form A single-throw, normally open) AC 2-pole (Two Form A) |  01 Maint. ON Maint. OFF |

Discount **BE**
 Schedule Qty.: **25** pieces/listing
 Unclass.

Example: **AML34EBA4AA01**
 Rectangular, non-illuminated device; black paddle and bezel; .187 x .020 terminals; 1-pole, Form A single throw; with one circuit ON in one extreme position and OFF in the other.

* **NOTE:** Contact Customer Service for a minimum quantity required to establish or reinstate a catalog listing.

Honeywell Sensing and Control AML/MML Selection Guide

AML35 Power duty paddle switches*

AML35 NEON DISPLAY ORDER GUIDE

| AML35F | B | B | 4 | AA | 01 |
|---|-------------------------|-----------------------------------|--|--|---|
| Housing Type | Operator/ Bezel Color | Neon Lamp Voltage | Terminal Type/ Lamp Circuit | Circuitry Codes | Operating Action |
| AML35F Rectangular 1 neon lamp | B Black/Black | Red B 125 VAC | 4 .187 x .020 (solder or quick-connect) with isolated lamp circuit 7 .187 x .020 with integral lamp circuit (available with 2-pole devices only) | Silver Contacts AA (One Form A single-throw) Available only with isolated lamp circuit, term. type 4 AC 2-pole (Two Form A) |  01 Maint. ON Maint. OFF |

Discount **BE**
Schedule Qty.: **25** pieces/listing
Unclass.

Example:**AML35FBB4AA01**
Rectangular paddle switch housing; black paddle and bezel; 125 VAC neon lamp; .187 x .020 terminals with isolated lamp circuit; 1-pole, Form A single throw; with circuit ON in one extreme position and OFF in the other (maintained).

* **NOTE:** Contact Customer Service for a minimum quantity required to establish or reinstate a catalog listing.

AML36 Power duty rocker switches*

AML36 NEON DISPLAY ORDER GUIDE

| AML36F | B | B | 4 | AA | 01 |
|---|-------------------|--|--|---|---|
| Housing Type | Bezel Color | Neon Lamp Voltage | Terminal Type/ Lamp Circuit | Circuitry Codes | Operating Action |
| AML36F Rectangular 1 neon lamp | B Black | Red B 125 VAC C 250 VAC | 4 .187 x .020 (solder or quick-connect) with isolated lamp circuit 7 .187 x .020 with integral lamp circuit (available with 2-pole devices only) | Silver Contacts AA (One Form A single-throw) Available only with isolated lamp circuit, term. type 4. AC 2-pole (Two Form A) |  01 Maint. ON Maint. OFF |

Discount **BE**
Schedule Qty.: **25** pieces/listing
Unclass.

Example:**AML36FBB4AA01**
Rectangular rocker switch housing; black bezel; 125 VAC neon lamp; .187 x .020 terminals with isolated lamp circuit; 1-pole Form A single throw; with circuit ON in one extreme position and OFF in the other.

* **NOTE:** Contact Customer Service for a minimum quantity required to establish or reinstate a catalog listing.

Honeywell Sensing and Control AML/MML Selection Guide

AML41/42 Lighted indicators*

AML41 INCANDESCENT DISPLAY INDICATORS ORDER GUIDE

| AML41C | | B | A | 2 | |
|--|--|--------------------|-------------------------------|--|---|
| Housing Type | | Bezel Color | Incand. Lamp Type | Terminal Type | |
| Pushbutton Style | Lens Style | B Black | A No lamp installed | 2 .110 x .020 (solder or quick-connect) | Discount BE Schedule Qty.: 25 pieces/listing Unclass. Example: AML41CBA2 Square (pushbutton style) indicator housing with one lamp circuit; black bezel; .110 x .020 termination. * NOTE: Contact Customer Service for a minimum quantity required to establish or reinstate a catalog listing. |
| AML41C Square 1 lamp ckt. | (Use AML51-J, -K, and -L buttons only) | | B 6 V lamp | 3 .025 x .025 (printed circuit or push-on) | |
| AML41D Square, 2 lamp ckts. | AML41J Rectangular 1 lamp ckt. | | C 14 V lamp | | |
| AML41F Rectangular 1 lamp ckt. | AML41K Rectangular 2 lamp ckts. | | E 28 V lamp | | |
| AML41G Rectangular 2 lamp ckts. | AML41L Rectangular 3 lamp ckts. | | | | |

AML42 LED DISPLAY INDICATORS ORDER GUIDE

| AML42S | B | C | 2 | | |
|---|--------------------|---|--|---|--|
| Housing Type | Bezel Color | LED Color/ Voltage | Terminal Type/ Diode Protection | | |
| AML42C Square 1 LED | B Black | Red B V C 5V E 15V F 24V | 2 .110 x .020 (solder or q.c.) | 8 .110 x .020 with diode protection | Discount BE Schedule Qty.: 25 pieces/listing Unclass. Example: AML42SBC2 Compact indicator with black bezel; 5 volt red LED; .110 x .020 termination. * NOTE: Contact Customer Service for a minimum quantity required to establish or reinstate a catalog listing. |
| AML42S Rectangular 1 LED | | Yellow H V* J 5V L 15V M 24V | 3 .025 x .025 (printed circuit or push-on) | | |
| AML42J Full guard bezel with 1 LED | | Green R V S 5V W 15V X 24V | | | |
| AML42K Full guard bezel with high profile LED | | | | | |

Honeywell Sensing and Control AML/MML Selection Guide

AML45 Solid state LED annunciators*

AML45 ORDER GUIDE

| <u>AML45S</u> | <u>W</u> | <u>A</u> | <u>2</u> | <u>RY</u> | |
|--|------------------------|----------------------------------|--|--------------------|--------------------|
| Housing Type | Color of Housing Bezel | LED Voltage | Terminal Type | LED Color | |
| AML45R 2 LEDs (for use with full-screen) | W White | A 2.4 V | 2 .110 x .020 (solder or quick-connect) | Side 1 | Side 2 |
| AML45S 2 LEDs (for use with split-screen) | K Black | C 10 V | 3 0.25 x 0.25 (printed circuit) | R Red | R Red |
| | | D 15 V | 8 .110 x .020 with diode protection | Y Yellow | Y Yellow |
| | | F 24 V | | G Green | G Green |
| | | *K 15 V High Intensity | | A Amber | A Amber |
| | | | | H Red | H Red |

Discount **BE**
 Schedule Qty.: 25 pieces/listing
 Unclass.

Example: **AML45SWA2RY**
 Split-screen type housing with white bezel, 2.4 V LEDs, .110 x .020 termination; red LED in side 1 and yellow LED in side 2

*K must have two LEDs – uses A or H LEDs only

SPACERS: 30PA1-AML (package of 10) - unclassified

* **NOTE:** Contact Customer Service for a minimum quantity required to establish or reinstate a catalog listing.

AML51 Button Parts

Catalog Listing Description

Full Filter – Square Translucent ▲
 AML51- Z1 Red
 -Z2 Yellow
 -Z3 Green
 -Z5 White

Full Filter – Rectangular Translucent ▲
 AML51- Z6 Red
 -Z7 Yellow
 -Z8 Green

Split Filter – Rectangular Translucent ▲
Catalog listing includes two splits
 AML51- Z16 Red
 -Z20 White

Split Filter – Rectangular Translucent ■
Catalog listing includes two splits
 AML51- Z42 Red
 -Z43 Yellow
 -Z44 Green
 -Z46 Clear

Discount **BE**
 Schedule Qty.: 25 pieces/listing
 Unclass.

Five piece minimum order quantity

- ▲ For use with Clear Cap and Dead Front Buttons
- For use with Projected Color Buttons

NOTE: Projected color buttons are the AML51-C10W and AML51-F10W

Honeywell Sensing and Control AML/MML Selection Guide



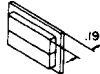








AML51/52 Lens/Buttons

AML51 LENS ORDER GUIDE (for incandescent display AML41J, K and L indicators)

| AML51J | | 10 | | R | | Discount BE Schedule Qty.: 25 pieces/listing Unclass. |
|---|--|-------------------------------------|---------------------|---------------------|---|---|
| Button Type (Lens style) | Display/Legend Type | Full color or 1st color split | 2nd color split | 3rd color split | | |
|  <p>AML51-J</p> | <p>Transmitted Color 10 No legend 20 With legend</p> | R Red | R Red | R Red | <p>Five piece minimum order quantity for buttons</p> <p>Example: AML51-J10R Rectangular lens-type button; full color; transmitted color, no legend; red</p> <p>** Not available in projected color</p> <p>Not all color combinations are available for two and three piece buttons</p> | |
|  <p>AML51-K</p> | <p>Transmitted Color (clear cap & color insert) 11 No legend 21 With legend</p> | Y Yellow | Y Yellow | Y Yellow | | |
|  <p>AML51-L</p> | <p>Dead Front (smoky gray cap & color insert) 30 No legend 40 With legend</p> | G Green | G Green | G Green | | |
| | <p>Projected color (white cap & color insert) 50 No legend 60 With legend</p> | B Blue | B Blue | B Blue | | |
| | | W White | W White | W White | | |
| | | A** Amber | A** Amber | A** Amber | | |
| | | | | | | |
| | | | | | | |
| | | | | | | |
| | | | | | | |

AML51 Buttons for switches and indicators

AML51 PUSH BUTTON ORDER GUIDE

| AML51-C | | | 10 | | R | | - | |
|--|--|--|--|--|--|--|--|--|
| Button Type (Push Button Type) | | | Display/Legend Type | | Full Color or 1st Color Split | | 2nd Color Split | |
| <p>For switches or indicators:</p>  AML51-C  AML51-F  AML51-G  AML51-A  AML51-H  AML51-N†  AML51-B  AML51-E  AML51-M  AML51-R | | | <p>Transmitted Color 10 No legend 20 With legend</p> <p>Transmitted Color (clear cap & color insert) 11 No legend 21 with legend</p> <p>Dead Front (smoky gray cap & color insert) 30 No legend 40 with legend</p> <p>Projected color (white cap & color insert) 50 No legend 60 with legend</p> | | <p>R Red</p> <p>Y Yellow</p> <p>G Green</p> <p>B Blue</p> <p>W White</p> <p>K*** Black</p> <p>L*** Gray</p> <p>A** Amber</p> | | <p>R Red</p> <p>Y Yellow</p> <p>G Green</p> <p>B Blue</p> <p>W White</p> <p>K*** Black</p> <p>L*** Gray</p> <p>A** Amber</p> | |
| <p>For indicators only</p>  AML51-D <p>*Available with transmitted color (10 or 20) only</p> | | | <p>** Available with transmitted and dead-front only</p> <p>*** Black and gray not recommended for lighted display</p> <p>† AML51-N buttons not available with Display/Legend Types 10 and 20</p> <p>Note: Dimensions include the .060 in bezel</p> <p>Example: AML51-C10R Square full color button; with transmitted color, no legend; red</p> | | | | | |

NOTE: AML51 has a \$6.00 net each recurring set-up charge per legend. A one-time charge of \$70.00 applies to establish a new graphic legend.

Honeywell Sensing and Control AML/MML Selection Guide

AML52 Buttons

AML52 BUTTON ORDER GUIDE (for LED/Neon display)

| AML52-N | 10 | R | |
|---|--|--|--|
| Button Type | Display/Legend Type (see note) | Button Color | |
| <p>For LED Devices AML52-A</p>  <p>AML52-C*</p>  | <p style="text-align: center;">Transmitted Color</p> <p style="text-align: center;">10 No legend</p> <p style="text-align: center;">20 with legend</p> <p>NOTE: AML52 and AML53 have \$6.00 net each recurring set-up charge per legend. A one-time charge of \$70.00 applies to establish a new graphic legend.</p> | <p style="text-align: center;">R Red</p> <p style="text-align: center;">Y Yellow</p> <p style="text-align: center;">G Green</p> <p style="text-align: center;">B Blue</p> <p style="text-align: center;">W White</p> <p style="text-align: center;">K Black</p> <p style="text-align: center;">L Gray</p> | <p>Discount BE Schedule Qty.: 25 pieces/listing Unclass.</p> <p>Five piece minimum order quantity for buttons</p> <p>Example: AML52-N10R Rectangular full screen; for use on neon power switch with transmitted color, no legend; red button.</p> |
| <p>For Neon Devices AML52-N</p>  | | | |

* Not available for lighted display

AML53 Covers for paddle switches

AML53 PADDLE SWITCH COVER ORDER GUIDE (for incandescent or non-lighted display)

| AML53-T | 10 | R | G | |
|---|--|--|--|--|
| Paddle Switch Cover Type | Display/Legend Type | Cover Color | | |
| <p></p> <p>AML53-E ½ Cover</p> <p></p> <p>AML53-T Two-piece cover</p> | <p style="text-align: center;">Transmitted Color</p> <p style="text-align: center;">10 No legend 20 With legend</p> <p style="text-align: center;">Transmitted Color (clear cap & color insert)</p> <p style="text-align: center;">11 No legend 21 with legend</p> <p style="text-align: center;">Dead Front (smoky gray cap & color insert)</p> <p style="text-align: center;">30 No legend 40 with legend</p> <p style="text-align: center;">Projected color (white cap & color insert)</p> <p style="text-align: center;">50 No legend 60 with legend</p> | ½ cover or one side of two-piece cover | Other side of two-piece cover | <p>Use only with "T" Covers</p> <p>Discount BE Schedule Qty.: 25 pieces/listing Unclass.</p> <p>Five piece minimum order quantity for buttons</p> <p>Example: AML53-T10RG Two-piece cover; with transmitted color, no legend; red and green.</p> <p>NOTE: AML52 and AML53 have \$6.00 net each recurring set-up charge per legend. A one-time charge of \$70.00 applies to establish a new graphic legend.</p> <p>* Not for lighted display ** Not available with projected color</p> |
| | | <p style="text-align: center;">R Red</p> <p style="text-align: center;">Y Yellow</p> <p style="text-align: center;">G Green</p> <p style="text-align: center;">B Blue</p> <p style="text-align: center;">W White</p> <p style="text-align: center;">K* Black</p> | <p style="text-align: center;">R Red</p> <p style="text-align: center;">Y Yellow</p> <p style="text-align: center;">G Green</p> <p style="text-align: center;">B Blue</p> <p style="text-align: center;">W White</p> <p style="text-align: center;">K* Black</p> | |

Honeywell Sensing and Control AML/MML Selection Guide


AML54 Rocker switch operators

AML54 ROCKER OPERATOR ORDER GUIDE (for incandescent or non-lighted display)

| AML54-F | 10 | R | | |
|--|--|---|---|---|
| Rocker Operator Type | Display/Legend Type | Rocker Color | | |
|  <p>AML54-F Full rocker</p> | <p>Transmitted Color 10 No legend 20 With legend</p> <p>Transmitted Color (clear cap & color insert) 11 No legend 21 with legend</p> <p>Dead Front (smoky gray cap & color insert) 30 No legend 40 with legend</p> <p>Projected color (white cap & color insert) 50 No legend 60 with legend</p> | <p>Full rocker, ½ rocker, or one side of two-piece rockers</p> <p>R Red Y Yellow G Green B Blue W White K* Black L* Gray A** Amber</p> | <p>Other side of two-piece rockers</p> <p>R Red Y Yellow G Green B Blue W White K* Black L* Gray A** Amber</p> | <p>Discount BE</p> <p>Schedule Qty.: 25 pieces/listing Unclass.</p> <p>Five piece minimum order quantity for buttons</p> <p>Example: AML54-F10R Full rocker; with transmitted color, no legend; red</p> <p>NOTE: AML54 and AML55 have \$6.00 net each recurring set-up charge per legend. A one-time charge of \$70.00 applies to establish a new graphic legend.</p> <p>* Not for lighted display ** Not available with projected color † Not available for use with AML34 power switches</p> |
|  <p>AML54-E ½ rocker</p> | | | | |
|  <p>AML54-T Two-piece rocker</p> | | | | |

AML55 Covers for paddle switches


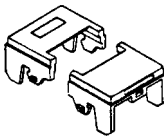
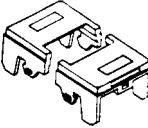
AML55 PADDLE SWITCH COVER ORDER GUIDE (for neon display)

| AML55-N | 10 | R | Y | |
|---|--|--------------------------|---|--|
| Paddle Switch Cover Type | Display/Legend Type (see note) | Lens Color | Cover Color | |
|  <p>AML55-N Full neon cover with colored lens</p> | <p>Transmitted Color</p> <p>10 No legend 20 with legend</p> | <p>T Clear R Red</p> | <p>R Red Y Yellow G Green B Blue W White K Black L Gray</p> | <p>Discount BE</p> <p>Schedule Qty.: 25 pieces/listing Unclass.</p> <p>Five piece minimum order quantity for buttons</p> <p>AML55-N covers have a colored lenticular lens window which extends over the neon lamp.</p> <p>Example: AML55-N10RY Full neon paddle switch cover; with transmitted color, no legend; red lens and yellow cover.</p> |

Honeywell Sensing and Control AML/MML Selection Guide

AML55 Covers for paddle switches

AML55 PADDLE SWITCH COVER ORDER GUIDE (for LED display)

| AML55-T | 10 | Y | R | See notes below |
|--|--|--|--|--|
| Paddle Switch Cover Type  AML55-E 1/2 cover (for 1 LED)* | Display/Legend Type Transmitted Color 10 No legend 20 With legend | Cover Color | | Discount BE Schedule Qty.: 25 pieces/listing Unclass. Five piece minimum order quantity for button. AML55-E, -T, and -H covers have an open window which allows LEDs to be flush with the cover surface. *NOTES: ¹ Only one color code letter is necessary for AML55-E 1/2 covers ² To order a 1/2-cover without the LED "window," specify an AML53-E listing. Example: AML55-T10YR Two-piece cover; with LED window in one side, transmitted color, no legend; yellow (LED side) and red (non-LED side). NOTE: AML55 has a net \$6.00 recurring set-up charge per legend. A one-time charge of \$70.00 applies to establish a new graphic legend. |
|  AML55-T Two-piece cover (for one LED) | | 1/2 cover or LED side of two-piece covers* | Other side of two-piece covers | |
|  AML55-H Two-piece cover (for two LEDs) | | R Red Y Yellow G Green B Blue W White K Black L Gray | R Red Y Yellow G Green B Blue W White K Black L Gray | |

Honeywell Sensing and Control AML/MML Selection Guide

AML56 Rocker switch operators

AML56 ROCKER OPERATOR ORDER GUIDE (for neon display)

| AML56-N | 10 | R | Y | |
|---|--|---|---|---|
| Rocker Operator Type  AML56-N Full rocker with colored lens | Display/Legend Type Transmitted Color 10 No legend 20 with legend | Lens Color T Clear R Red Y Yellow | Rocker Color R Red Y Yellow G Green B Blue W White K Black | Discount BE Schedule Qty.: 25 pieces/listing Unclass. Five piece minimum order quantity for buttons AML56-N covers have a colored lenticular lens window which extends over the neon lamp. Example: AML56-N10RY Full rocker; with transmitted color, no legend; yellow rocker and red lens NOTE: AML56 has a \$6.00 net each recurring set up charge per legend. A one-time charge of \$70.00 applies to establish a new graphic legend. |

AML56 Rocker switch operators

AML56 ORDER GUIDE (for LED display)

| AML56-T | 10 | R | B | |
|--|---|--|--|--|
| Rocker Operator Type  AML56-E 1/2 rocker* (for 1 LED)  AML56-T Two-piece rocker (for one LED)  AML56-H Two-piece rocker (for two LEDs) | Display/Legend Type (see note) Transmitted Color 10 No legend 20 With legend | Rocker Color | | Discount BE Schedule Qty.: 25 pieces/listing Unclass. Five piece minimum order quantity for button. Example: AML56-T10RB Two-piece rocker; with LED window in one side, transmitted color, no legend; red (LED side) and blue (non-LED side). |
| | | 1/2 rocker or LED side of two-piece rockers R Red Y Yellow G Green B Blue W White K Black L Gray | Other side of two-piece rockers R Red Y Yellow G Green B Blue W White K Black L Gray | |

Honeywell Sensing and Control AML/MML Selection Guide

AML59 Solid state LED annunciators*

AML59 ORDER GUIDE

| Cap Style | Cap Color | Legend Type* | Filter color | | |
|--------------------------------|-------------------|------------------------------------|--------------------|--------------------|--------------------|
| | | | Full | Split Screen | |
| AML59-R Full screen | K Black | 10 No legend | R Red | R Red | R Red |
| AML59-S Split screen | | | Y Yellow | Y Yellow | Y Yellow |
| | | 20* Negative Film Legend | G Green | G Green | G Green |
| | | 21* Positive Film Legend | | | |

Discount **BE**
Schedule Qty.: **25** pieces/listing
Unclass.

Five piece minimum order quantity for buttons

Examples: **AML59-RK10R**
Full-screen style, black cap, no legend and red filter

AML59-SK20RY
Split-screen style, black cap, negative film legend, red and yellow color filters

*AML59 has a \$6.00 net each recurring set-up charge per legend. A one-time charge of \$70.00 applies to establish a new graphic legend.

* **NOTE:** Contact Customer Service for minimum quantity required to establish or reinstate a catalog listing

AML61 Mounting Hardware*

Discount **BE**
Schedule Qty.: **25** pieces/listing
Unclass.

AML61 MOUNTING HARDWARE ORDER GUIDE (for standard strip-mount assemblies)

| AML61B | A | 5 | A | |
|---------------------------------|------------------------------|---------------------|---------------------------|--------------------------------|
| Type | Mounting Bracket Orientation | Number of cans | Mounting Bracket Location | |
| Square cans | A | Square Hous. | | |
| AML61B Plain finish | E | 1 | 0.020 | |
| AML61J (Black finish) | | 2 | 0.045 | |
| Rect. cans | B | 3 | 0.050 | |
| | | 4 | 0.060 | |
| | | 5 | 0.065 | |
| | | 6 | 0.085 | |
| | | 7 | 0.120 | |
| | | 8 | 1.460 | |
| | C | D | Rect. Hous. | U NO BRACKETS |
| | | 9 | 1 | |
| | | 10 | 2 | |
| | | 11 | 3 | |
| | | 12 | 4 | |
| | | 12 | 5 | |

*To order one rectangular can with mounting brackets on short sides, specify AML61EB1__ or AML61KB1__.

Example: **AML61EC5A**

Five rectangular cans, plain finish (unpainted), long sides abutting; type **A** mounting brackets on long sides, located flush with switch or indicator bezel. (Type **T** bracket brings top of annunciator bezel flush with top of .160 in./4.1 mm panel).

* **NOTE:** Contact Customer Service for minimum quantity required to establish or reinstate a catalog listing

Honeywell Sensing and Control AML/MML Selection Guide

AML71/75/76/78/79 Accessories *

AML71 BARRIER ORDER GUIDE

(Barriers shown in order guide are black)

| Barrier Length | Type | Catalog Listing |
|--|--------|-----------------|
| Short (For use with square devices and short-side of rectangular devices) | Center | AML71SCB |
| | End | AML71SEB |
| Long (For use with long side of rectangular devices) | Center | AML71LCB |
| | End | AML71LEB |

Discount **BE**
Schedule Qty.: 25 pieces/listing
Unclass.

Notes: Not for use with AML61 mounting hardware
Not for use with AML41J, K, or L lens-type indicators; or AML45 annunciators

AML75 PANEL SEAL ORDER GUIDE

| Description | For use with: | | |
|-------------|-----------------------------|----------------------------------|----------|
| | Square 19" high pushbuttons | Rectangular 19" high pushbuttons | Rockers |
| Base & Seal | AML75ABC | AML75BBC | AML75RBC |

Discount **BE**
Schedule Qty.: 25 pieces/listing
Unclass.

Notes: Multiple units should not be mounted in a single slot, since this would create an unsealed space between each unit. AML75 seals are not for use with barriers, full-guard bezels, AML61 mounting hardware, AML45 annunciators, or AML41J, K or L lens-type indicators.

AML76 SWITCH ORDER GUIDE

| Guard Type | Catalog Listing |
|-------------|-----------------|
| Square | AML76C10T01P |
| Rectangular | AML76F10T01P |

AML78 PANEL PLUGS

| Description | Catalog Listing |
|-------------|-----------------|
| Square | AML78CB |
| Rectangular | AML78FB |

DUMMY HOUSING ORDER GUIDE

| Description | Catalog Listing |
|------------------------------|-----------------|
| Rectangular (pushbutton) | AML78F100 |
| Rectangular (lens indicator) | AML78J100 |

* Order AML51 buttons/lenses for use with dummy housings

AML79 CONNECTOR BLOCK

This connector block can be used with square 1 and 2 pole AML21 and AML22 switches with .110 x .020 terminals to enable plug-in wiring.

AML79CC

* **NOTE:** Contact Customer Service for minimum quantity required to establish or reinstate a catalog listing

Honeywell Sensing and Control AML/MML Selection Guide

AML91/92 Lamps/LEDs**

AML91 LAMP ORDER GUIDE

| Lamp Type | Industry Lamp No. | Voltage | Catalog Listing |
|---------------------------------------|-------------------|---------|-----------------|
| Incandescent T-1-3/4 wedge base | 86 | 6.3 | AML91LA86 |
| | 73 | 14.0 | AML91LA73 |
| | 85 | 28.0 | AML91LA85 |

Discount **BE**
Schedule Qty.: **25** pieces/listing
Unclass.

Ten piece minimum order quantity for lamps and LEDs.

AML92 LED ORDER Guide

| LED Color | Quad Chip | Six Chip |
|-----------|-----------|-----------|
| Red | AML92ERY | AML92ERL |
| Green | AML92EGY | AML92EGL |
| Yellow | AML92EYY | AML92EYL |
| White | - | AML92EWL* |

* For use with white or yellow buttons

** **NOTE:** Contact Customer Service for minimum quantity required to establish or reinstate a catalog listing

Honeywell Sensing and Control AML/MML Selection Guide

MML11 Solid state pushbutton switches*

Example: **MML11KK3AAK**

Solid state pushbutton housing (black), no bezel; PWB terminals; momentary action; 5 VDC, current sinking output, black plunger

Example: **MML11KK3AAKRSDR**

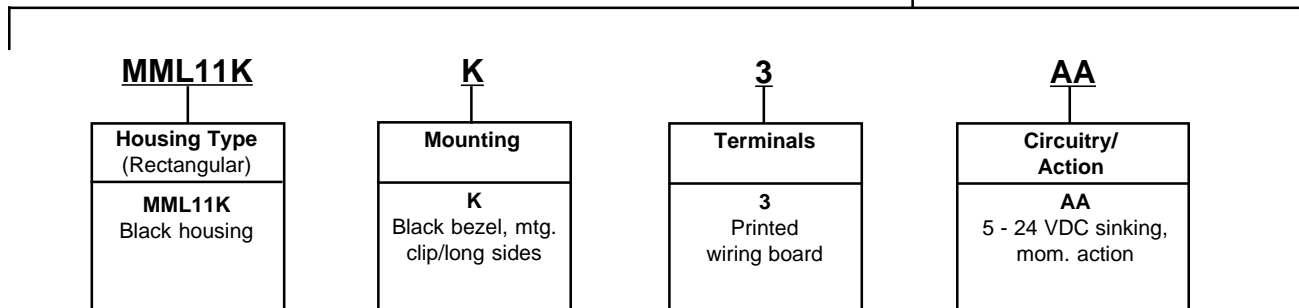
As above, except furnished with black bezel; mounting clips (long sides); red LED, and red lens installed

Discount **BE**

Schedule Qty.: **25** pieces/listing
Unclass.

MML11 LED, INCANDESCENT, OR NON-LIGHTED DISPLAY ORDER GUIDE

Catalog listing codes for switch,
less assembled display options



MML21 Electronic control pushbutton switches*

Example: **MML21KK3AAK**

Electronic control pushbutton switch; rectangular housing (black); bezel (black); mounting clips on long sides, PWB terminals; 1-pole momentary action, silver contacts, black plunger

Example: **MML21KK3AAKRSDR**

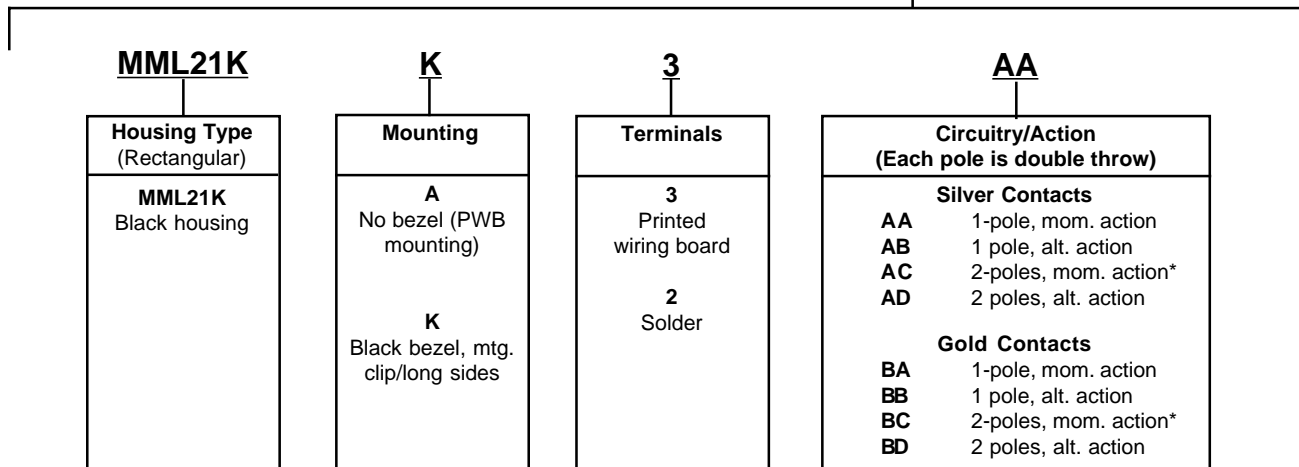
As above, except furnished with red LED and red lens installed

Discount **BE**

Schedule Qty.: **25** pieces/listing
Unclass.

MML21 (RECTANGULAR) LED, INCANDESCENT, OR NON-LIGHTED DISPLAY ORDER GUIDE

Catalog listing codes for switch,
less assembled display options



* Specify **AC** or **BC** for use with **encoded** umbrella style buttons.

* **NOTE:** Contact Customer Service for minimum quantity required to establish or reinstate a catalog listing

Honeywell Sensing and Control AML/MML Selection Guide

Order MML11 display options assembled to switch by adding codes below.

| K | RS | DR | Leave this space blank, if legend not desired |
|-------------------|--|--|---|
| Plunger | LED (Stanley Type) | Lens | Legend |
| K Black | XX No LED RS Red* YS Yellow* GS Green* <small>* Permanently installed.</small> | For LED Display DR Red DY Yellow DG Green For incandescent or non-lighted display LR Red LY Yellow LG Green LW White LK Black | 20 with legend A \$6.00 recurring set up charge per legend. A one-time charge of \$70.00 applies to establish a new graphic legend. |

Order MML21 display options assembled to switch by adding codes below.

| K | RS | DR | Leave this space blank, if legend not desired |
|--|--|---|--|
| Std.Plunger (w/o lens) | LED (Stanley Type) | Lens | Legend |
| K Black W White | XX No LED RS Red* YS Yellow* GS Green* <small>* Permanently installed.</small> | XX No lens* For LED Display DR Red DY Yellow DG Green For incandescent or non-lighted display LR Red LY Yellow LG Green LW White LK Black <small>* Enter XX when 1-piece plunger/lens is specified and legending is required.</small> | 20 with legend A \$6.00 recurring set up charge per legend. A one-time charge of \$70.00 applies to establish a new graphic legend. |
| 1-piece Plunger/Lens Cap Buttons | | | |
| For LED Display H Red L Yellow N Green For incandescent or non-lighted display R Red Y Yellow G Green Z Black | | | |

Honeywell Sensing and Control AML/MML Selection Guide

MML21 Electronic control pushbutton switches*

Example: **MML21HR3AAKXXDR**

Electronic control pushbutton switch; square housing (black); bezel (black) and mounting clips; PWB terminals; 1-pole momentary action, silver contacts; black plunger, with red lens installed.

Discount **BE**

Schedule Qty.: **25** pieces/listing

Unclass.

MML21 (SQUARE) LED, INCANDESCENT, OR NON-LIGHTED DISPLAY ORDER GUIDE

Catalog listing codes for switch,
less assembled display options



* **NOTE:** Contact Customer Service for minimum quantity required to establish or reinstate a catalog listing

Honeywell Sensing and Control AML/MML Selection Guide

Order MML21 display options assembled to switch by adding codes below.

| K | | XX | DR | <u>Leave this space blank, if legend not desired</u> |
|---------------------------|--|---|---|---|
| Std.Plunger (w/o lens) | 1-piece Plunger/Lens Cap Buttons | LED | Lens | Legend |
| K Black | For LED Display H Red L Yellow N Green For incandescent or non-lighted display R Red Y Yellow G Green Z Black | XX No LED LEDs are not permanently installed in square housings by Honeywell Sensing and Control. Use the MML93L recep- tacle. | XX No lens For LED Display DR Red DY Yellow DG Green For incandescent or non-lighted display LR Red LY Yellow LG Green LW White LK Black | 20 with legend A \$6.00 recurring set up charge per legend. A one-time charge of \$70.00 applies to establish a new graphic legend. |

Honeywell Sensing and Control AML/MML Selection Guide

MML24 Electronic control rocker switches**

Example: **MML24KA3AA01HDRXX**

Electronic control rocker switch with black housing, printed wiring board terminals; one-pole, silver contacts; 2-position, maintained action; one-circuit ON in each position; black rocker, red lens for LED display in Side 1 and no lens in Side 2.

Discount **BE**

Schedule Qty.: **25** pieces/listing

Unclass.

MML24 LED, INCANDESCENT, OR NON-LIGHTED DISPLAY ORDER GUIDE



* Lighted switches with solder terminals require MML93R receptacle to install lamps or LEDs.

** **NOTE:** Contact Customer Service for minimum quantity required to establish or reinstate a catalog listing

Honeywell Sensing and Control AML/MML Selection Guide

| 01 | | H | | DRXX | | | | <u>Leave this space blank, if legend not desired</u> |
|---------------|--|--|--|--|--|--|--|--|
| Action | | Rocker | | Lens (Side 1) | | Lens (Side 2) | | Legend |
| No Charge | | B Black rocker H Black rocker, one lens* F White rocker, one lens* | | XX None LED display: DR Red LR Red DY Yellow LY Yellow DG Green LG Green LW White | | XX None LED display: DR Red LR Red DY Yellow LY Yellow DG Green LG Green LW White | | 20 with legend A \$6.00 recurring set up charge per legend. A one-time charge of \$70.00 applies to establish a new graphic legend. |

* Lighted switches with solder terminals require MML93R receptacle to install lamps or LEDs.

Honeywell Sensing and Control AML/MML Selection Guide

MML46 Indicators/flush mount**

Example: **MML46KA3**

Indicator housing, rectangular (black); no bezel; support terminals

Example: **MML46KA3RSXXDR20**

As above, except furnished with red LED and red lens, with legend

Discount **BE**

Schedule Qty.: **25** pieces/listing
Unclass.

MML46 LED OR INCANDESCENT DISPLAY ORDER GUIDE

| MML46K | A | | 3 |
|---|--|--|--|
| Housing Type | Mounting Rectangular | Mounting Square | Support Posts |
| <p>MML46K Rectangular (1 or 2 LEDs or incand. lamps) Black housing</p> <p>MML46H Square (1 LED or incand. lamp) Black housing</p> | <p>A No bezel (PWB mounting)</p> <p>K Black bezel, mtg. clip/ long sides</p> | <p>A No bezel (PWB mounting)</p> <p>R Black bezel, mtg. clip/ long sides</p> | <p>3 PWB</p> <p>2 Solder** No charge</p> <p>0 None (for snap-in and strip/matrix mount) No charge</p> |

* LEDs are not permanently installed in square housings by Honeywell Sensing and Control.

** Rectangular housings only

** **NOTE:** Contact Customer Service for minimum quantity required to establish or reinstate a catalog listing

MML51 Button lenses/incandescent or non-lighted display**

MML51 ORDER GUIDE

| MML51E | 20 | R |
|---|---|---|
| Lens Type | Display/Legend Type | Color |
| <p>Rectangular MML51E Switch lens</p> <p>MML51G* Indicator lens</p> | <p>10 No legend</p> <p>20 With Legend</p> <p>A \$6.00 recurring set up charge per legend. A one-time charge of \$70.00 applies to establish a new graphic legend.</p> | <p>R Red</p> <p>Y Yellow</p> <p>G Green</p> <p>W White</p> <p>K Black (opaque)</p> |

Discount **BE**
Schedule Qty.: **25** pieces/listing
Unclass.

Five piece minimum order quantity for buttons

Example:
MML51E20R
Incandescent or non-lighted display switch lens; red transmitted color, with legend. Unclassified.

** **NOTE:** Contact Customer Service for minimum quantity required to establish or reinstate a catalog listing

* Use MML51E with MML41 rectangular pushbutton style indicators

Honeywell Sensing and Control AML/MML Selection Guide

Order MML46 display options assembled to indicator by adding codes below.

Leave this space blank, if legend not desired

| RSXX | DR | 20 | | |
|---|--|---|---|--|
| LED (Stanley type) | Lens | Legend | | |
| Available in rectangular housings only XX No LED One LED* Two LEDs* RSXX Red RSRS Red YSXX Yellow YSYS Yellow GSXX Green GSGS Green * Permanently installed | <table border="1" style="width: 100%; border-collapse: collapse;"> <tr> <td style="width: 50%; vertical-align: top;"> For LED display DR Red DY Yellow DG Green </td> <td style="width: 50%; vertical-align: top;"> For incandescent or non-lighted display LR Red LY Yellow LG Green LW White LK Black </td> </tr> </table> | For LED display DR Red DY Yellow DG Green | For incandescent or non-lighted display LR Red LY Yellow LG Green LW White LK Black | 20 with legend A \$6.00 recurring set up charge per legend. A one-time charge of \$70.00 applies to establish a new graphic legend. |
| For LED display DR Red DY Yellow DG Green | For incandescent or non-lighted display LR Red LY Yellow LG Green LW White LK Black | | | |

Since square housings accept only one LED, only a two-character LED code is necessary.
 For example:
 MML46HR0XXDY or
 MML46HR0RSDY

* When ordering incandescent or non-lighted display, LED field must be XXXX.

MML52 Button lenses/LED**

MML52 ORDER GUIDE

| MML52G | 10 | Y | |
|--|--|--|--|
| Lens Type | Display/Legend Type | Color/Illumination | |
| Rectangular MML52E Switch lens LED display MML52G* Indicator lens | Trans. Color 10 No legend 20 With Legend A \$6.00 recurring set up charge per legend. A one-time charge of \$70.00 applies to establish a new graphic legend. | LED Display R Red Y Yellow G Green C Clear | Discount BE Schedule Qty.: 25 pieces/listing Unclass. Five piece minimum order quantity for buttons Example: MML52G10Y LED display indicator lens; yellow transmitted color, no legend. Unclassified. ** NOTE: Contact Customer Service for minimum quantity required to establish or reinstate a catalog listing |

* Use MML52E with MML41 rectangular pushbutton style indicators

Honeywell Sensing and Control AML/MML Selection Guide

MML72 Bezels/mounting clips*

Discount **BE**
 Schedule Qty.: 25 pieces/listing
 Unclass.

Ten piece minimum order quantity

Example:
MML72EEK
 Black switch bezel, mounting clips on long sides.

* **NOTE:** Contact Customer Service for minimum quantity required to establish or reinstate a catalog listing

MML92 LEDs***

Discount **BE**
 Schedule Qty.: 25 pieces/listing
 Unclass.

MML92 ORDER GUIDE

LEDs should be the same color as the lenses they illuminate. They are packed 10 per listing, including stand-off spacers for use when solder terminating to a printed wiring board.

| LED Type | Use to Illuminate | Catalog Listing | LED Color | Forward Characteristics Typ. @ 20mA | Max. | LED Manufacturers' Part Numbers |
|----------|--|-----------------|-----------|-------------------------------------|---|---|
| T-1-3/4 | Rectangular button lens | MML92ERS | Red | 1.7V | Stanley: 2.0V 2.5V 2.5V | ESBR5633 |
| | | MML92EGS | Green | 2.1V | | ESBG5633 |
| | | MML92EYS | Yellow | 2.1V | | ESAY5633 |
| T-1 | Square button lens and MML24 rocker lens** | MML92HGS | Green | 2.1V | Stanley: 2.5V | ESPY3901 |
| | | MML92HRH | Red | 2.2V* | | Hewlett Packard: 3.0V 3.0V |
| | | MML92HGH | Green | 2.3V* | HLMP-1540 | |

Long lead: Anode (+), Short lead: Cathode (-).

* @ 25 mA.

** Also rectangular button lens, when used with MML93J solder terminal receptacle.

*** **NOTE:** Contact Customer Service for minimum quantity required to establish or reinstate a catalog listing

Honeywell Sensing and Control AML/MML Selection Guide

MML93 LED/Incandescent lamp receptacles*

Discount BE
Schedule Qty.: 25 pieces/listing
Unclass.

MML93 RECEPTACLE ORDER GUIDE

These receptacles do not include LEDs or lamps.

| Receptacle Type | Catalog Listing | Mates With | Use to Illuminate |
|----------------------|-----------------|-----------------------------|---|
| Printed Wiring Board | MML93K | T-1 3/4 LED | Rectangular button lens or umbrella button lens |
| | MML93G | T-1 LED or bi-pin lamp | Square button lens or MML24 rocker lens |
| Solder Terminal | MML93J | T-1 LED or bi-pin lamp | Rectangular button lens |
| Solder | MML93L | T-1 LED or unbased T-1 lamp | Square button lens |
| | MML93R | T-1 LED or unbased T-1 lamp | MML24 rocker lens |

* **NOTE:** Contact Customer Service for minimum quantity required to establish or reinstate a catalog listing



Компания «ЭлектроПласт» предлагает заключение долгосрочных отношений при поставках импортных электронных компонентов на взаимовыгодных условиях!

Наши преимущества:

- Оперативные поставки широкого спектра электронных компонентов отечественного и импортного производства напрямую от производителей и с крупнейших мировых складов;
- Поставка более 17-ти миллионов наименований электронных компонентов;
- Поставка сложных, дефицитных, либо снятых с производства позиций;
- Оперативные сроки поставки под заказ (от 5 рабочих дней);
- Экспресс доставка в любую точку России;
- Техническая поддержка проекта, помощь в подборе аналогов, поставка прототипов;
- Система менеджмента качества сертифицирована по Международному стандарту ISO 9001;
- Лицензия ФСБ на осуществление работ с использованием сведений, составляющих государственную тайну;
- Поставка специализированных компонентов (Xilinx, Altera, Analog Devices, Intersil, Interpoint, Microsemi, Aeroflex, Peregrine, Syfer, Eurofarad, Texas Instrument, Miteq, Cobham, E2V, MA-COM, Hittite, Mini-Circuits, General Dynamics и др.);

Помимо этого, одним из направлений компании «ЭлектроПласт» является направление «Источники питания». Мы предлагаем Вам помощь Конструкторского отдела:

- Подбор оптимального решения, техническое обоснование при выборе компонента;
- Подбор аналогов;
- Консультации по применению компонента;
- Поставка образцов и прототипов;
- Техническая поддержка проекта;
- Защита от снятия компонента с производства.



Как с нами связаться

Телефон: 8 (812) 309 58 32 (многоканальный)

Факс: 8 (812) 320-02-42

Электронная почта: org@eplast1.ru

Адрес: 198099, г. Санкт-Петербург, ул. Калинина, дом 2, корпус 4, литера А.