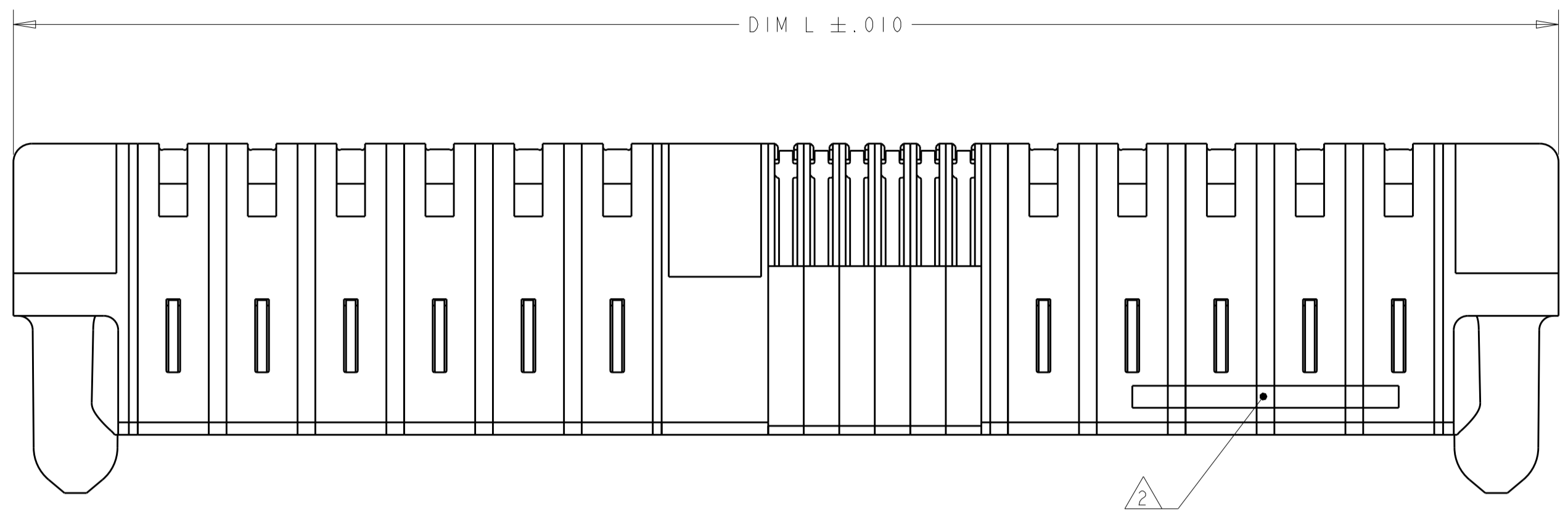
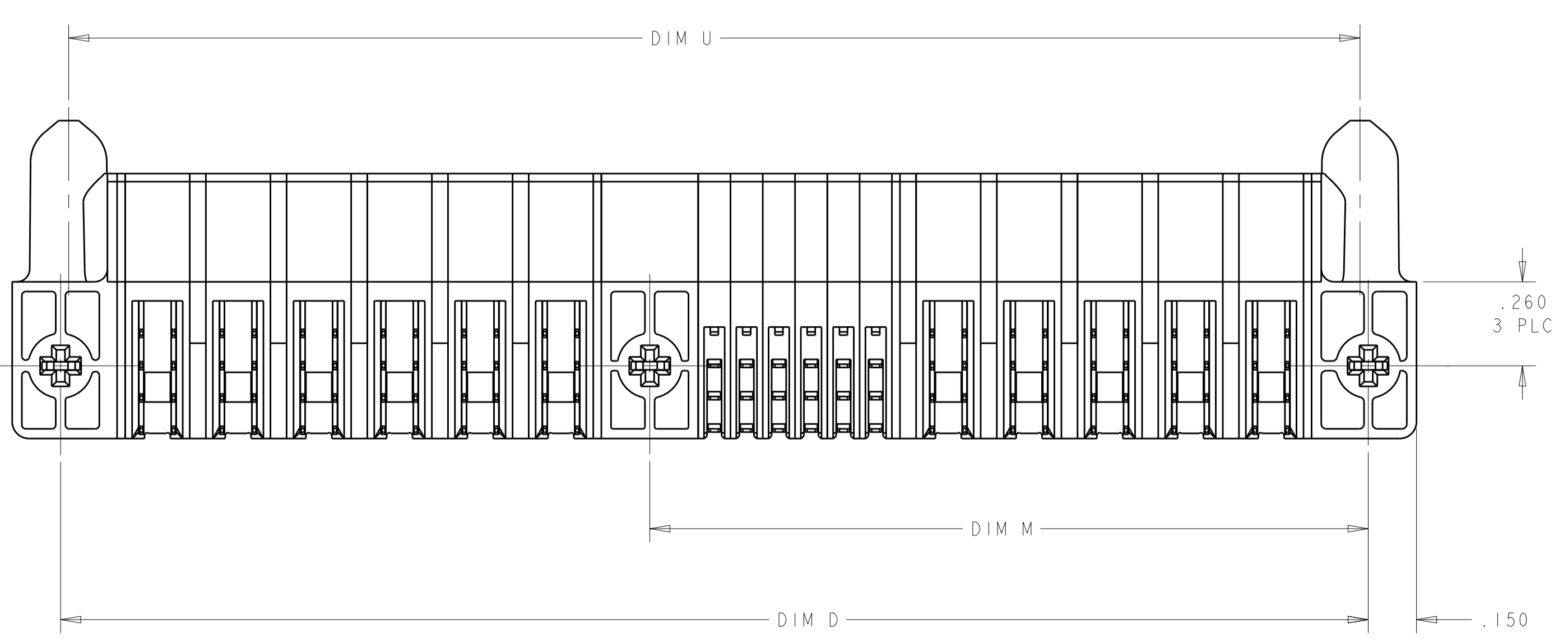
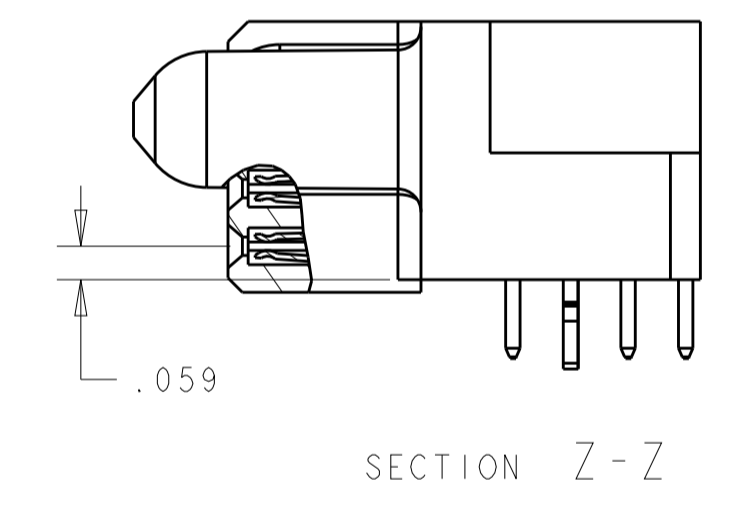
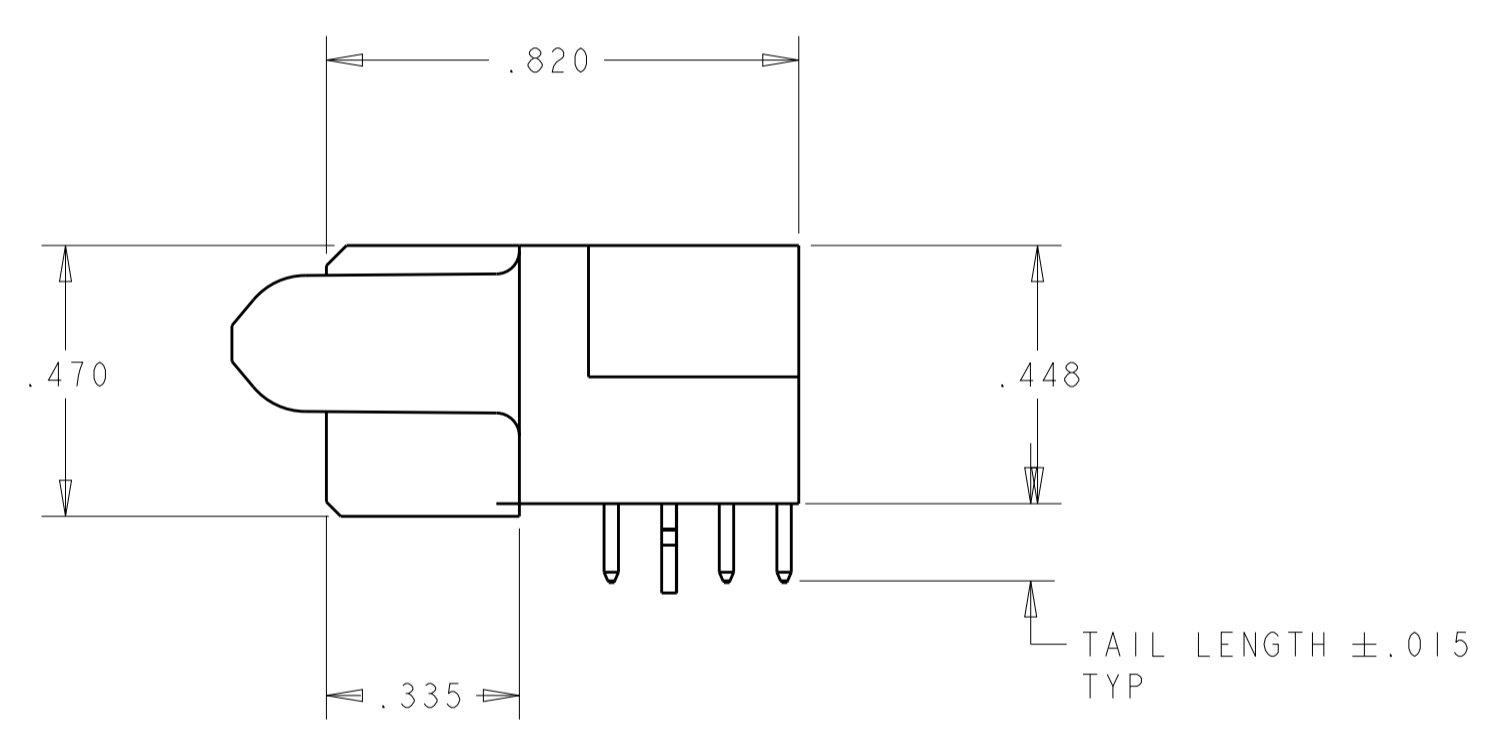
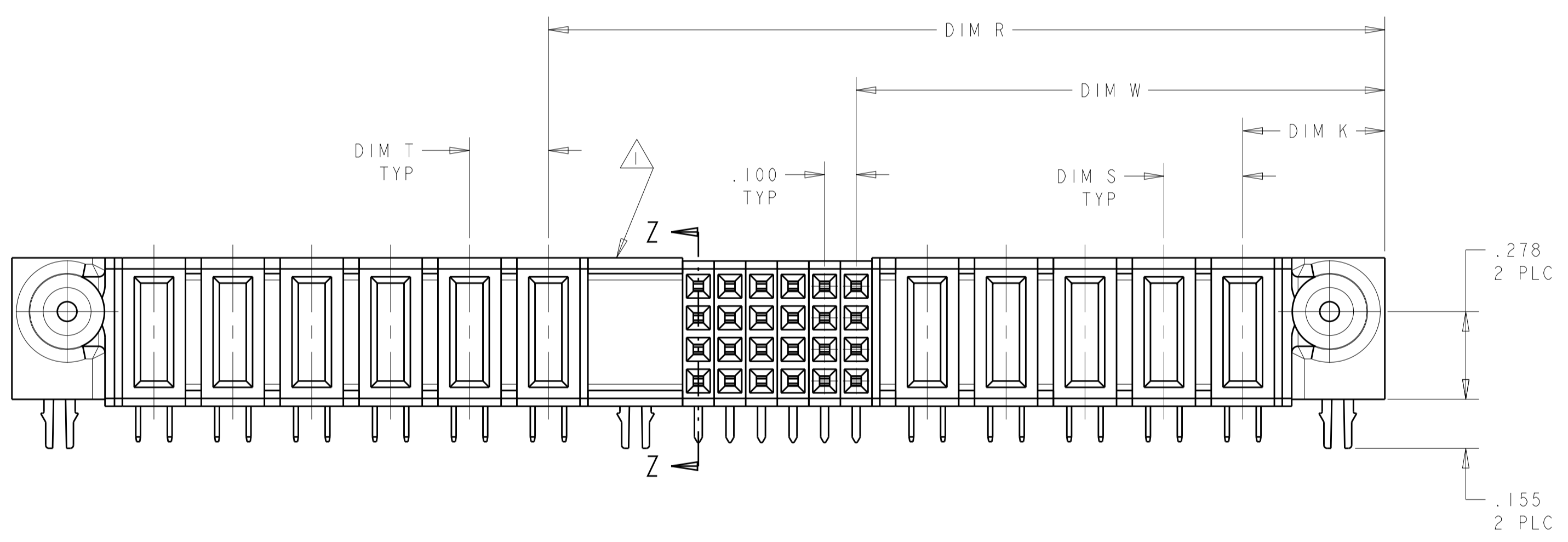


LOC	DIST	REVISIONS					
		P	LTN	DESCRIPTION	DATE	DWN	APVD
GP	00	G		REV PER ECO-15-000526	19JAN2015	LAW	CZ



- 1 OPTIONAL CENTER MODULE, WITH Ø.150 THRU HOLE OR HOLD DOWN FEATURE.
- 2 "AMP", PART NUMBER, AND DATE CODE TO BE MARKED IN AREA SHOWN.
- 3 MATERIAL: HOUSING - GLASS FILLED HIGH TEMP THERMO PLASTIC, BLACK, UL94 V-0
 SIGNAL CONTACT - HIGH CONDUCTIVITY COPPER ALLOY
 POWER CONTACT - HIGH CONDUCTIVITY COPPER ALLOY
- 4 CONTACT PLATING: NOBLE PLATING ON CONTACT FUNCTIONAL AREA OF POWER AND SIGNAL CONTACTS
- 5 MECHANICAL CONNECTOR KEEP OUT ZONE.
- 6 DATUM AND BASIC DIMENSIONS ESTABLISHED BY CUSTOMER.
- 7 PCB- ALL HOLE DIAMETERS ARE FINISHED DIMENSIONS.
- 8 PCB- Ø.0453 +/- .0010 DRILLED HOLES PLATED WITH .0003 MIN Sn OVER .001-.003 CU PLATING TO ACHIEVE A Ø.040±.003 HOLE.



THIS DRAWING IS A CONTROLLED DOCUMENT.		OWN R. GRZYBOWSKI	ZIFEB05	STE TE Connectivity	
DIMENSIONS: INCHES		CHK M. PERCHERKE	ZIFEB05		
TOLERANCES UNLESS OTHERWISE SPECIFIED:		APVD M. PERCHERKE	ZIFEB05		
0 PLC ± 1 PLC ±.01 2 PLC ±.01 3 PLC ±.005 4 PLC ±.002 ANGLES ±.2°		NAME RIGHT ANGLE RECEPTACLE ASSEMBLY WITH GUIDES MULTI-BEAM XL	PRODUCT SPEC 108-1973 APPLICATION SPEC 114-13038		
MATERIAL	FINISH	SIZE	CAGE CODE	DRAWING NO	RESTRICTED TO
		A100779	C=6450160		
Customer Drawing		SCALE	3:1	SHEET	1 OF 16
		REV	G1		

THIS DRAWING IS UNPUBLISHED. RELEASED FOR PUBLICATION 20
 © COPYRIGHT 20 BY - ALL RIGHTS RESERVED.

LOC	DIST	REVISIONS					
		P	LTN	DESCRIPTION	DATE	DWN	APVD
GP	00	-	-	SEE SHEET 1	-	-	-

.700	-	-	-	.375	.750	-	1.050	-	16S	4-6450160-9
2.700	-	.200	2.600	1.425	2.750	-	3.050	.450	5P + 44S + 1P	4-6450160-8
4.000	-	-	-	.375	4.050	-	4.350	-	148S	4-6450160-6
2.000	.250	.250	1.650	.925	2.050	-	2.350	.450	2P + 24S + 2P	4-6450160-5
2.800	-	-	-	0.375	2.850	-	3.150	-	100S	4-6450160-4
1.100	-	-	1.000	.625	1.150	-	1.450	.450	1P + 12S + 1P	4-6450160-1
2.400	.250	.250	1.550	.875	2.450	-	2.750	.450	2P + 24S + 4P	4-6450160-0
4.700	.250	.250	2.850	2.375	4.750	-	5.050	.450	8P + 16S + 8P	3-6450160-9
5.400	.300	.300	2.875	2.175	5.450	-	5.750	.475	6P + 24S + 9P	3-6450160-8
2.900	.250	.250	2.050	1.375	2.950	-	3.250	.450	4P + 24S + 4P	3-6450160-7
3.900	.250	.250	2.550	1.875	3.950	-	4.250	.450	6P + 24S + 6P	3-6450160-6
3.800	.250	.250	3.450	.875	3.850	-	4.150	.450	2P + 100S + 2P	3-6450160-4
3.700	.300	.200	2.700	2.025	3.750	-	4.050	.450	8P+24S+4ACP	3-6450160-3
2.800	.300	.250	2.075	1.375	2.850	-	3.150	.450	4P + 24S + 3ACP	3-6450160-2
1.700	.250	.250	1.350	.875	1.750	-	2.050	.450	2P + 16S + 2P	3-6450160-1
4.375	.300	.250	3.375	2.375	4.450	2.950	4.725	.450	8P+24S+1M+4ACP	3-6450160-0
4.100	.250	.300	2.250	1.575	4.150	-	4.450	.475	4ACP + 24S + 8P	2-6450160-9
2.000	.250	.300	1.650	1.325	2.050	-	2.350	.475	3ACP + 8S + 2P	2-6450160-7
2.600	.200	.200	1.900	1.225	2.650	-	2.950	.450	4HDP + 24S + 4HDP	2-6450160-6
2.000	.250	.250	1.650	.925	2.050	-	2.350	.450	2P + 24S + 2P	2-6450160-5
4.000	.250	.250	2.650	1.675	4.050	2.225	4.350	.450	5P + 24S + 1M + 6P	2-6450160-0
3.300	.250	.250	2.450	1.875	3.350	-	3.650	.450	6P + 20S + 4P	1-6450160-9
4.675	.300	.250	3.950	3.375	4.725	-	5.025	.450	12P + 20S + 3ACP	1-6450160-8
3.250	.250	.250	2.900	1.125	3.300	-	3.600	.450	3P + 68S + 2P	1-6450160-3
.900	-	-	-	.375	.950	-	1.250	-	0P + 24S + 0P	1-6450160-2
1.900	-	-	.975	.625	1.950	-	2.250	.450	1P + 12S + 5P	1-6450160-1
1.900	.250	.250	1.550	.875	1.950	-	2.250	.450	2P + 24S + 2P	1-6450160-0
3.300	.250	.250	2.450	1.875	3.350	-	3.650	.450	6P + 20S + 4P	6450160-9
2.400	.250	.250	1.800	1.125	2.450	-	2.750	.450	3P + 24S + 3P	6450160-8
3.050	.250	.300	1.950	1.275	3.100	-	3.400	.475	3ACP + 24S + 5P	6450160-7
7.400	.250	.250	5.050	2.875	7.450	-	7.750	.450	10P + 84S + 10P	6450160-6
4.000	.250	.250	2.650	1.675	4.050	2.225	4.350	.450	5P + 24S + 1M + 6P	6450160-5
4.000	.250	.250	2.650	1.675	4.050	2.225	4.350	.450	5P + 24S + 1M + 6P	6450160-4
1.575	-	-	1.425	.700	1.625	-	1.925	.475	1P + 24S + 1P	6450160-3
1.575	-	-	1.425	.700	1.625	-	1.925	.475	1P + 24S + 1P	6450160-2
5.100	.250	.250	3.250	2.375	5.150	-	5.450	.450	8P + 32S + 8P	6450160-1
U	T	S	R	W	D	M	L	K	DESCRIPTION	PART NUMBER

(E6) PART IS IN SHEET 15

THIS DRAWING IS A CONTROLLED DOCUMENT. DWN R. GRZYBOWSKI ZIFEB05
 CHK M. PERCHERKE ZIFEB05
 APVD M. PERCHERKE ZIFEB05

STE TE Connectivity

NAME: RIGHT ANGLE RECEPTACLE ASSEMBLY WITH GUIDES MULTI-BEAM XL

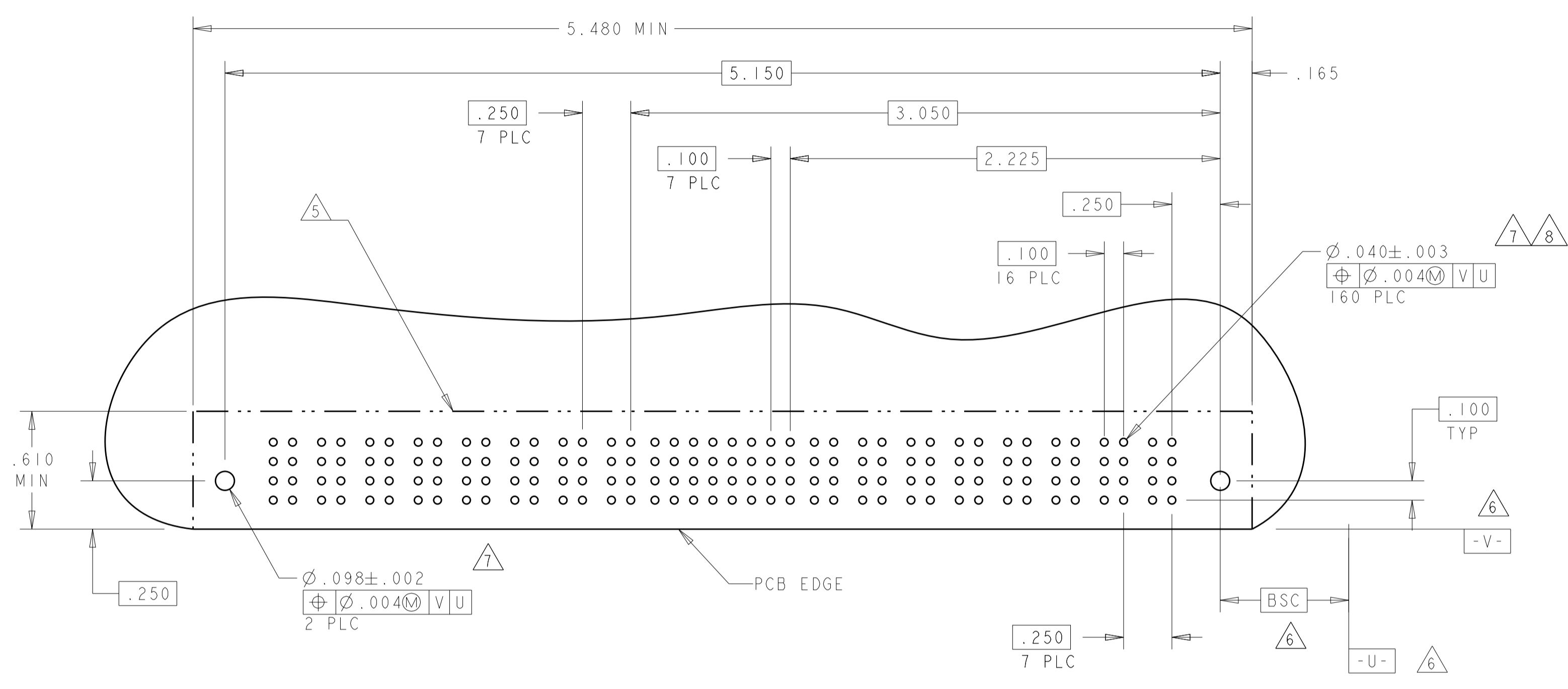
PRODUCT SPEC: 108-1973
 APPLICATION SPEC: 114-13038

SIZE: A100779 C=6450160
 WEIGHT: -
 RESTRICTED TO: -

Customer Drawing SCALE: 3:1 SHEET 2 OF 16 REV: G1

LOC		DIST		REVISONS			
GP	00	P	LTN	DESCRIPTION	DATE	OWN	APVD
		-		SEE SHEET 1			

PART NUMBER	ROWS	POWER								SIGNAL								POWER							
		P16	P15	P14	P13	P12	P11	P10	P9	8	7	6	5	4	3	2	1	P8	P7	P6	P5	P4	P3	P2	P1
6450160-1	D C B A	RA	RA	RA	RA	RA	RA	RA	RA	H	H	H	H	H	H	H	H	RA	RA	RA	RA	RA	RA	RA	RA
		9' + 36S + 8P																							

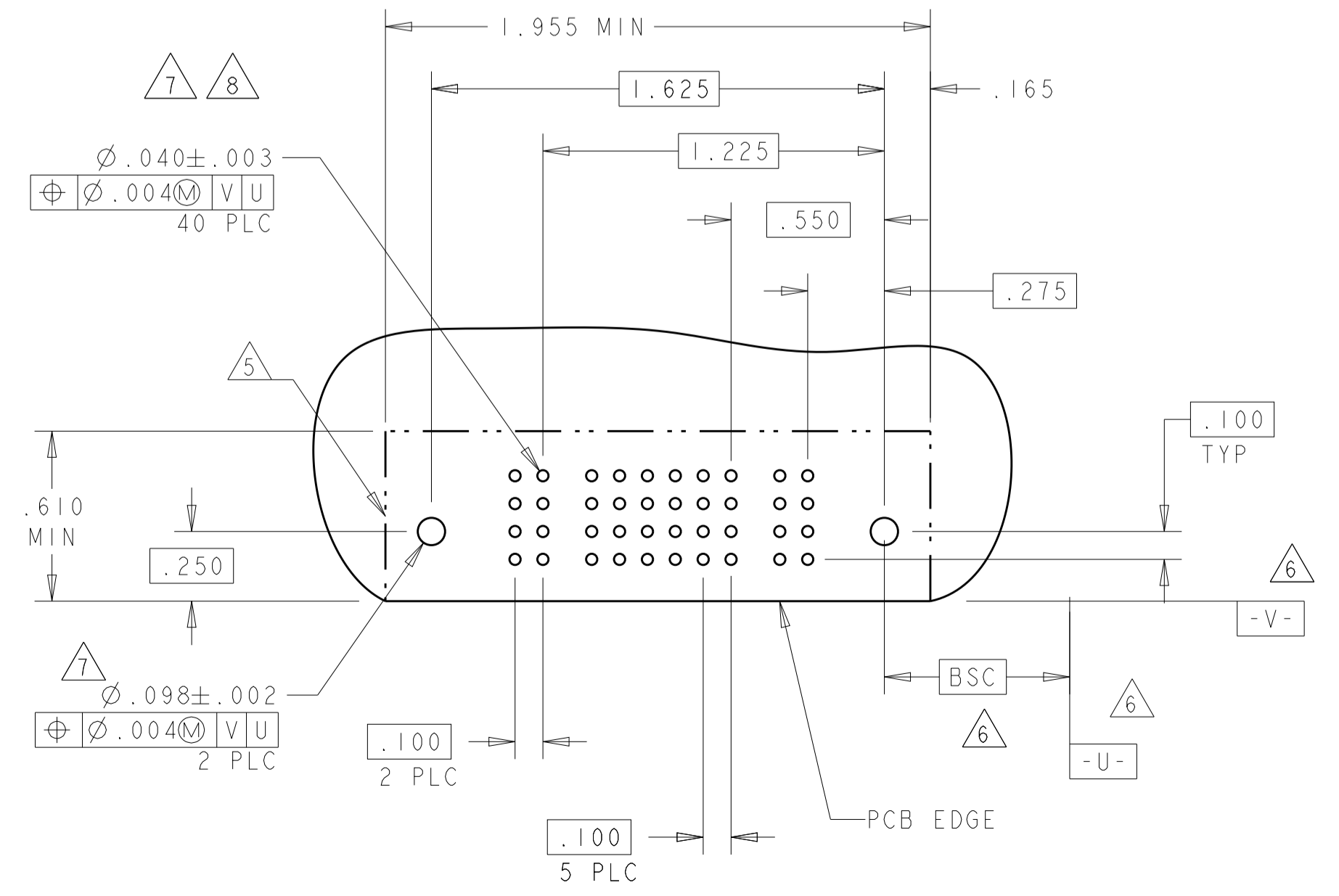
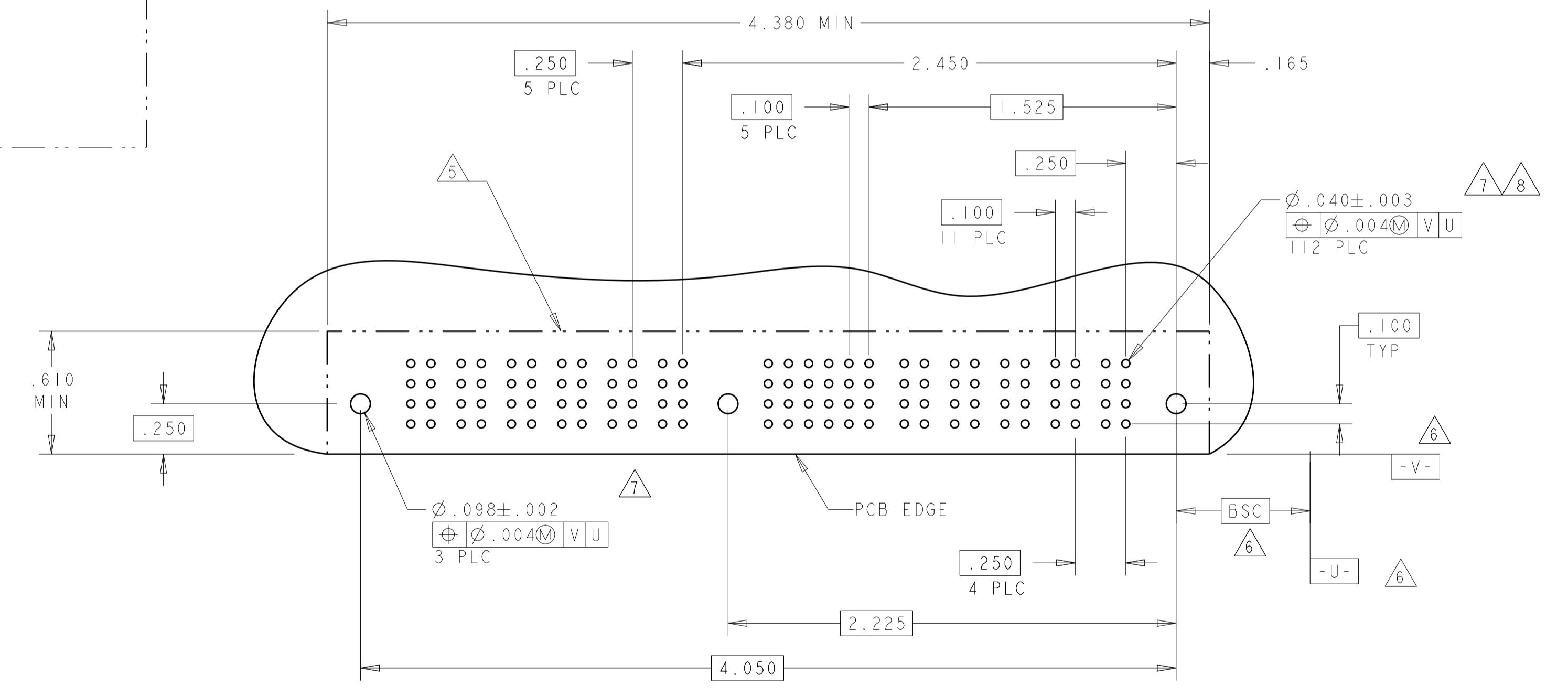


PART NUMBER	ROWS	POWER						SIGNAL						POWER											
		P11	P10	P9	P8	P7	P6	M1	6	5	4	3	2	1	P5	P4	P3	P2	P1						
6450160-4	D C B A	RB	RB	RB	RB	RB	RB	K	K	K	K	K	K	K	K	RB	RB	RB	RB	RB					
		5P + 24S + 1M + 6P																							

PART NUMBER	ROWS	POWER						SIGNAL						POWER											
		P11	P10	P9	P8	P7	P6	M1	6	5	4	3	2	1	P5	P4	P3	P2	P1						
6450160-5	D C B A	RA	RA	RA	RA	RA	RA	H	H	H	H	H	H	H	H	RA	RA	RA	RA	RA					
		5P + 24S + 1M + 6P																							

PART NUMBER	ROWS	POWER					SIGNAL					POWER													
		P2	6	5	4	3	2	1	P1	L	K	J	I	H	G	F	E								
6450160-2	D C B A	RB	RB	RB	RB	RB	RB	L	L	L	L	L	L	L	RB	RB	RB	RB	RB						
		1P + 24S + 1P																							

PART NUMBER	ROWS	POWER					SIGNAL					POWER													
		P2	6	5	4	3	2	1	P1	H	H	H	H	H	H	H	H								
6450160-3	D C B A	RA	RA	RA	RA	RA	RA	H	H	H	H	H	H	H	RA	RA	RA	RA	RA						
		1P + 24S + 1P																							



CODE	TAIL LENGTH	DESCRIPTION
RN	.090	STD
RM	.135	STD
RA	.135	MFBL
RB	.090	MFBL

POWER CONTACT

CODE	TAIL LENGTH	ROW
L	.090	D
K	.090	C
J	.090	B
I	.090	A
H	.135	D
G	.135	C
F	.135	B
E	.135	A

SIGNAL CONTACT

THIS DRAWING IS A CONTROLLED DOCUMENT.

OWN: R. GRZYBOWSKI 21FEB05
 CHK: M. PERCHERKE 21FEB05
 APVD: M. PERCHERKE 21FEB05

PRODUCT SPEC: 108-1973
 APPLICATION SPEC: 114-13038
 WEIGHT: -
 Customer Drawing

STE TE Connectivity

NAME: RIGHT ANGLE RECEPTACLE ASSEMBLY WITH GUIDES MULTI-BEAM XL

SIZE: A100779 CAGE CODE: 6450160 DRAWING NO: 108-1973 SHEET 3 OF 16

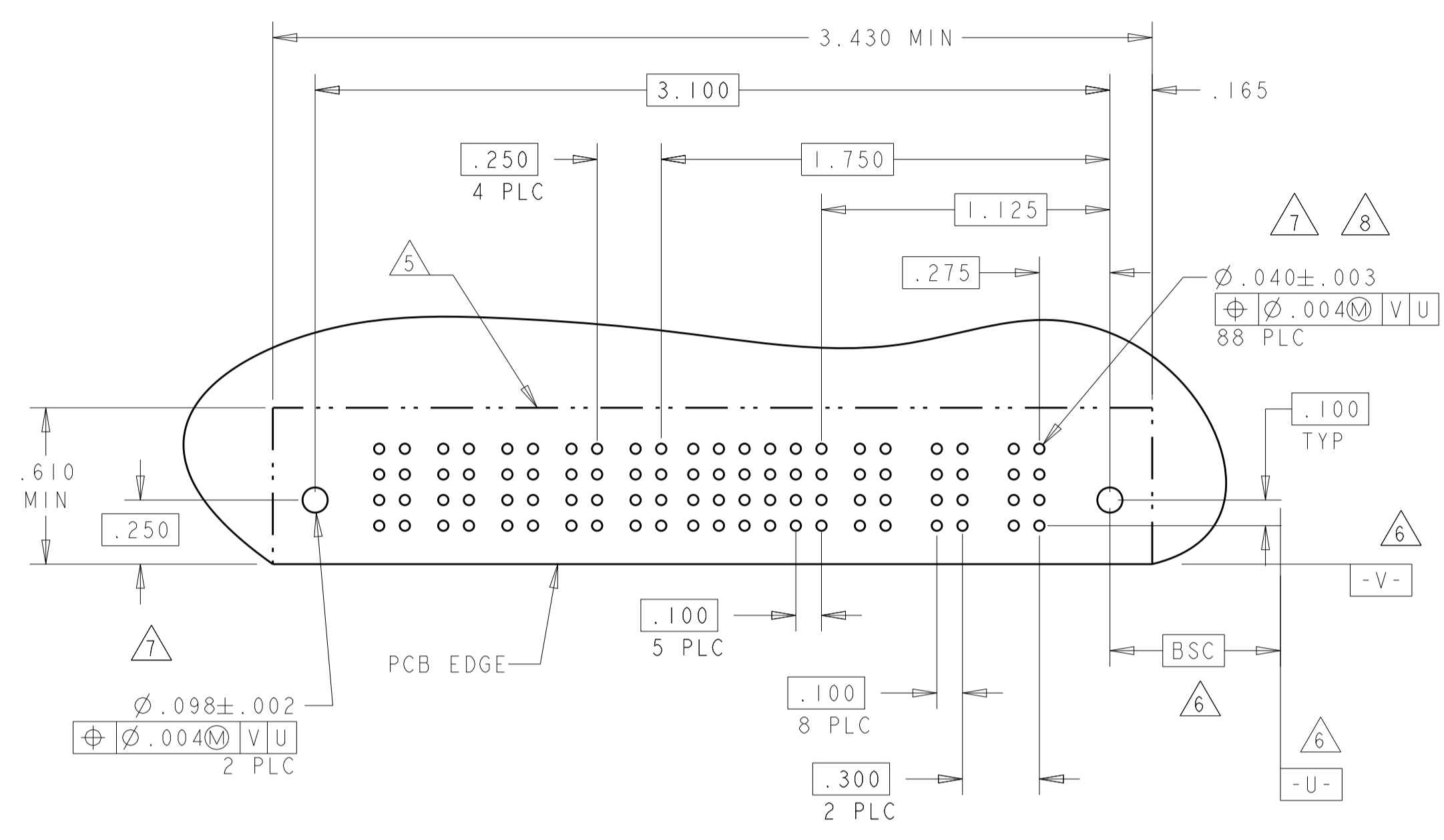
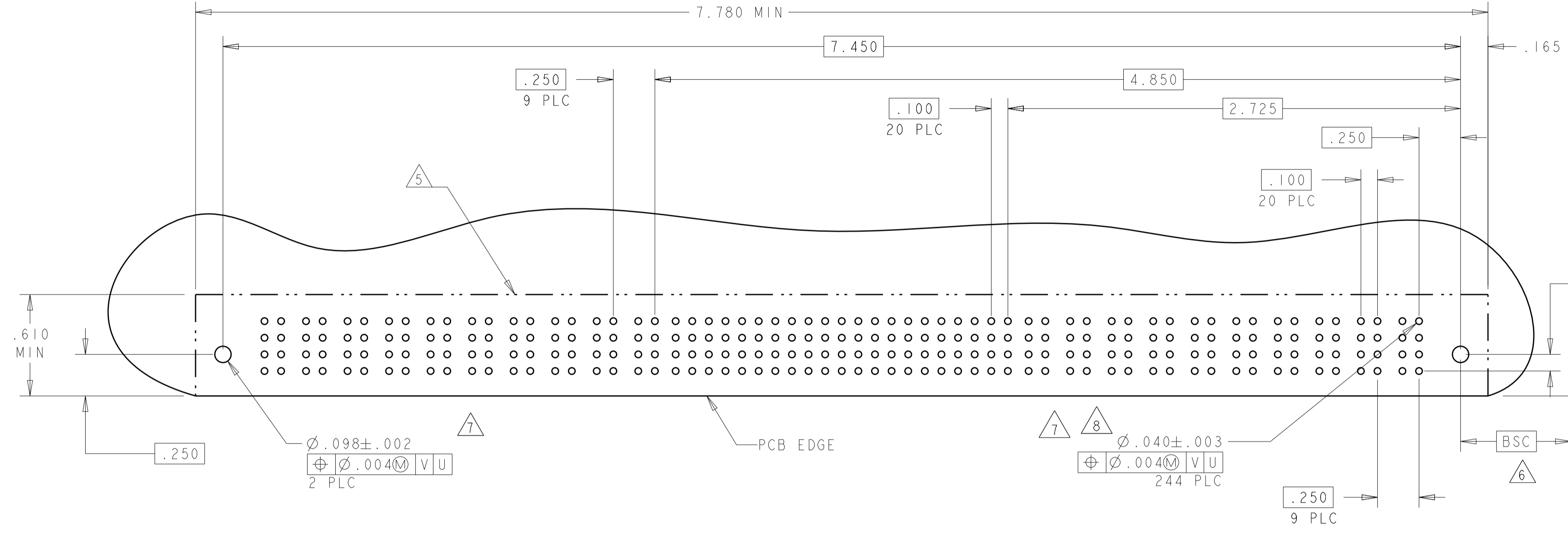
RESTRICTED TO: -

SCALE: 4:1

REVISONS			
LOC	DIST	DATE	APP'D
GP	00		
DESCRIPTION			
SEE SHEET 1			

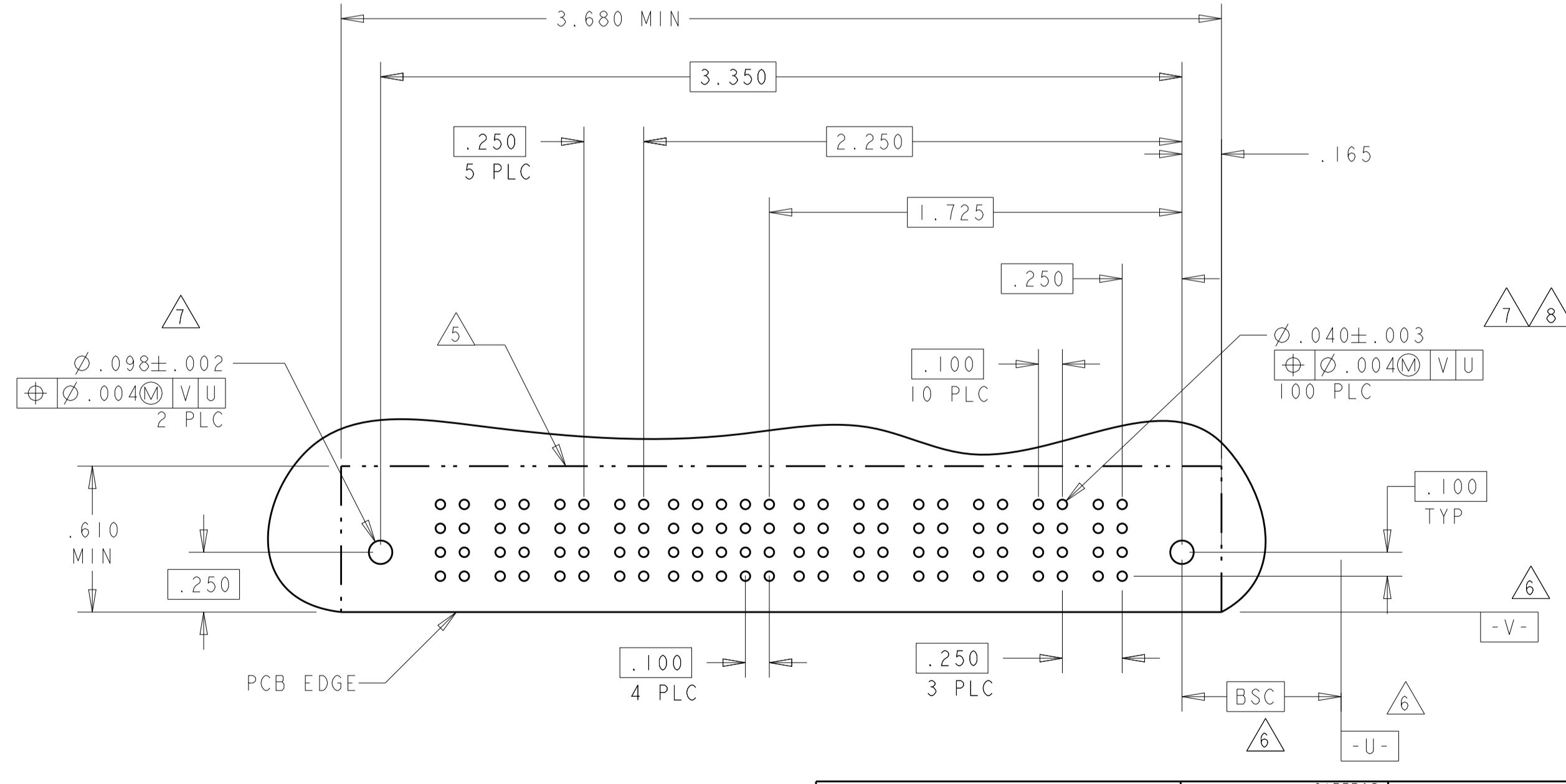
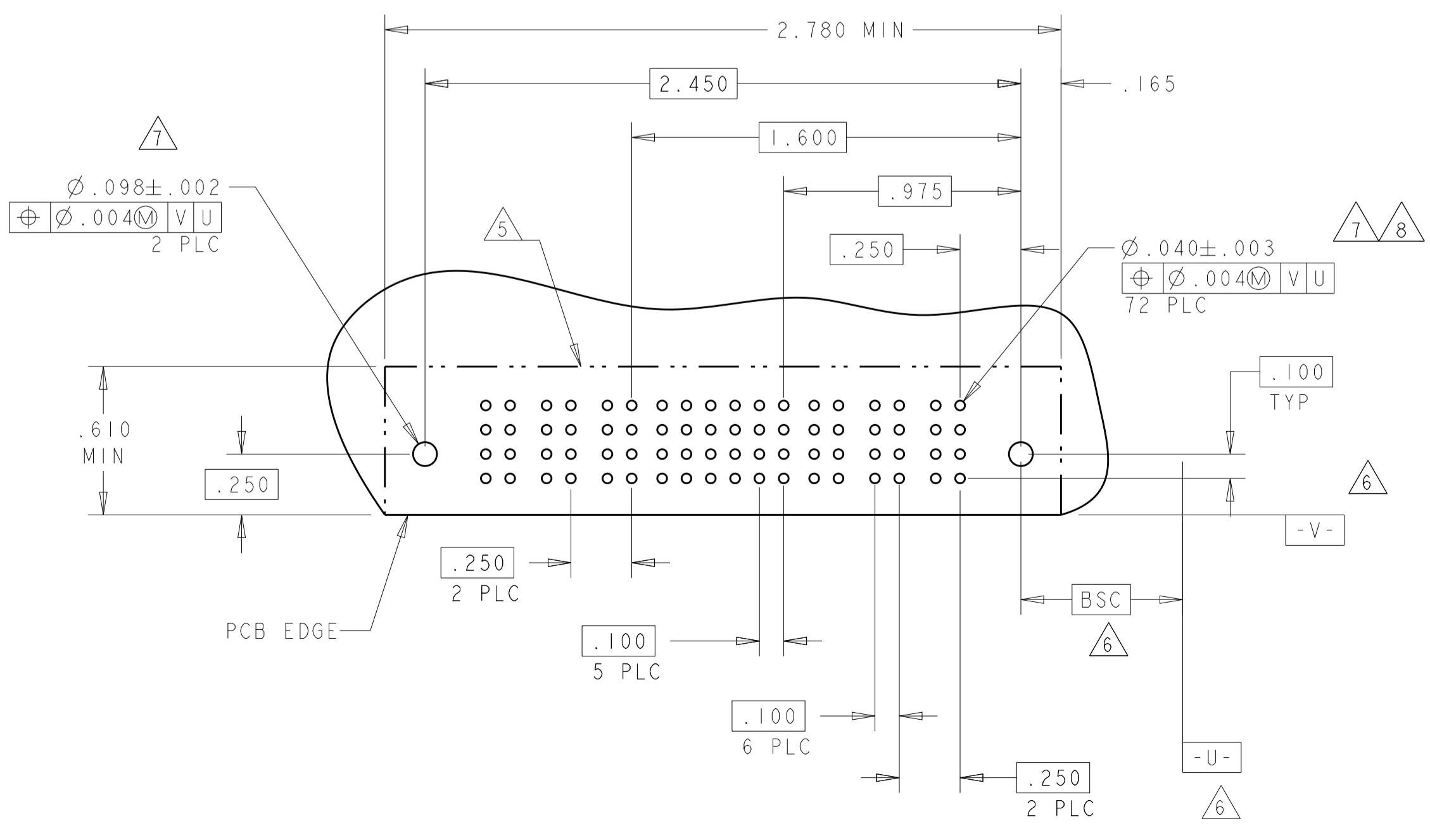
PART NUMBER	ROWS	POWER									SIGNAL									POWER																				
		P20	P19	P18	P17	P16	P15	P14	P13	P12	P11	21	20	19	18	17	16	15	14	13	12	11	10	9	8	7	6	5	4	3	2	1	P10	P9	P8	P7	P6	P5	P4	P3
6450160-6	D C B A	RA	RA	RA	RA	RA	RA	RA	RA	RA	RA	RA	RA	RA	RA	RA	RA	RA	RA	RA	RA	RA	RA	RA	RA	RA	RA	RA	RA	RA	RA	RA	RA	RA	RA	RA	RA	RA		
10P + 84S + 10P																																								

PART NUMBER	ROWS	POWER					SIGNAL					POWER					
		P8	P7	P6	P5	P4	6	5	4	3	2	1	P3	P2	P1		
6450160-7	D C B A	RA	RA	RA	RA	RA	RA	RA	RA	RA	RA	RA	RA	RA	RA	RA	RA
3ACP + 24S + 5P																	



PART NUMBER	ROWS	POWER			SIGNAL				POWER				
		P6	P5	P4	6	5	4	3	2	1	P3	P2	P1
6450160-8	D C B A	RA	RA	RA	G	G	G	G	G	G	RA	RA	RA
3P + 24S + 3P													

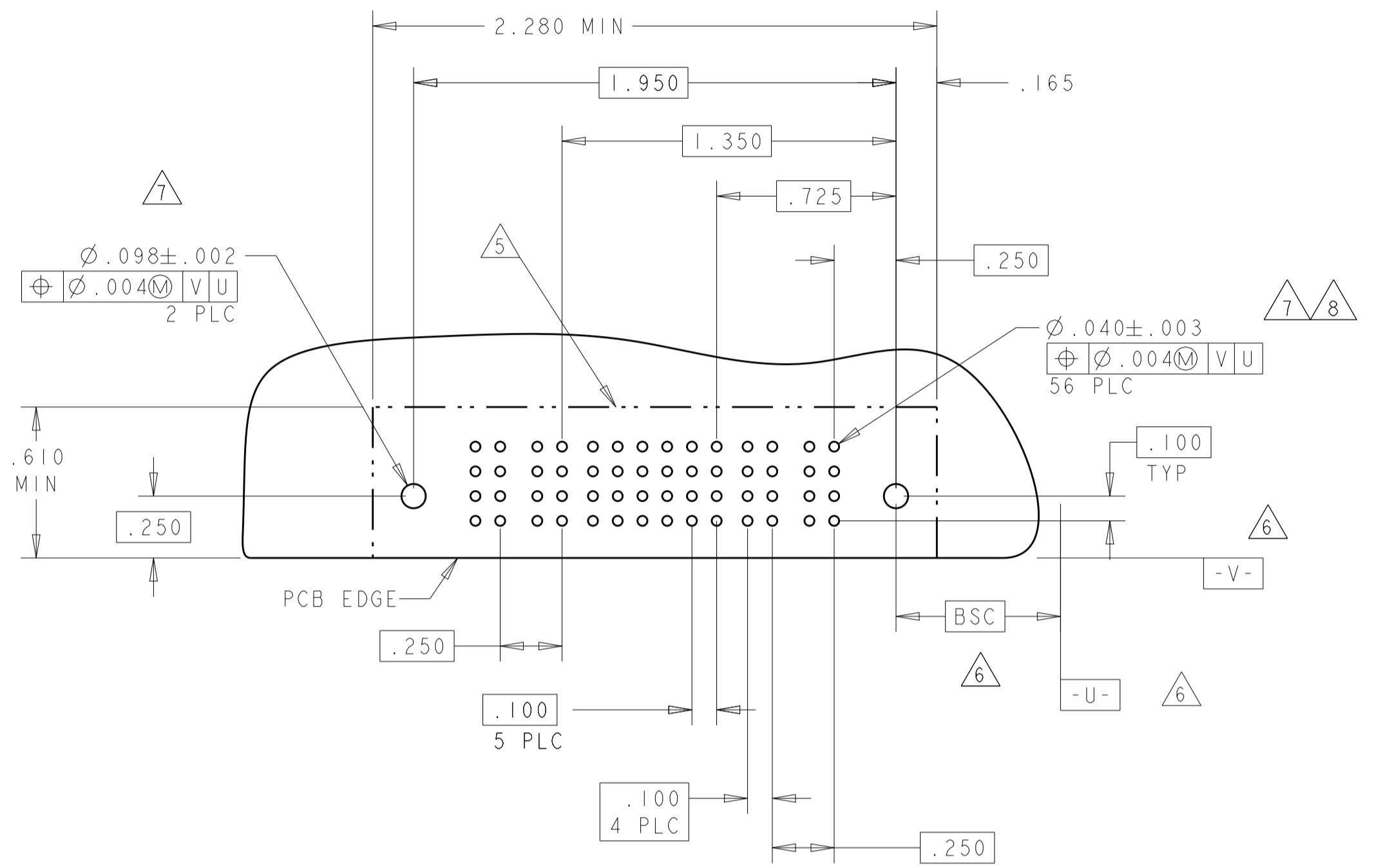
PART NUMBER	ROWS	POWER			SIGNAL				POWER							
		P10	P9	P8	P7	5	4	3	2	1	P6	P5	P4	P3	P2	P1
6450160-9	D C B A	RA	RA	RA	RA	H	H	H	H	H	H	RA	RA	RA	RA	RA
6P + 20S + 4P																



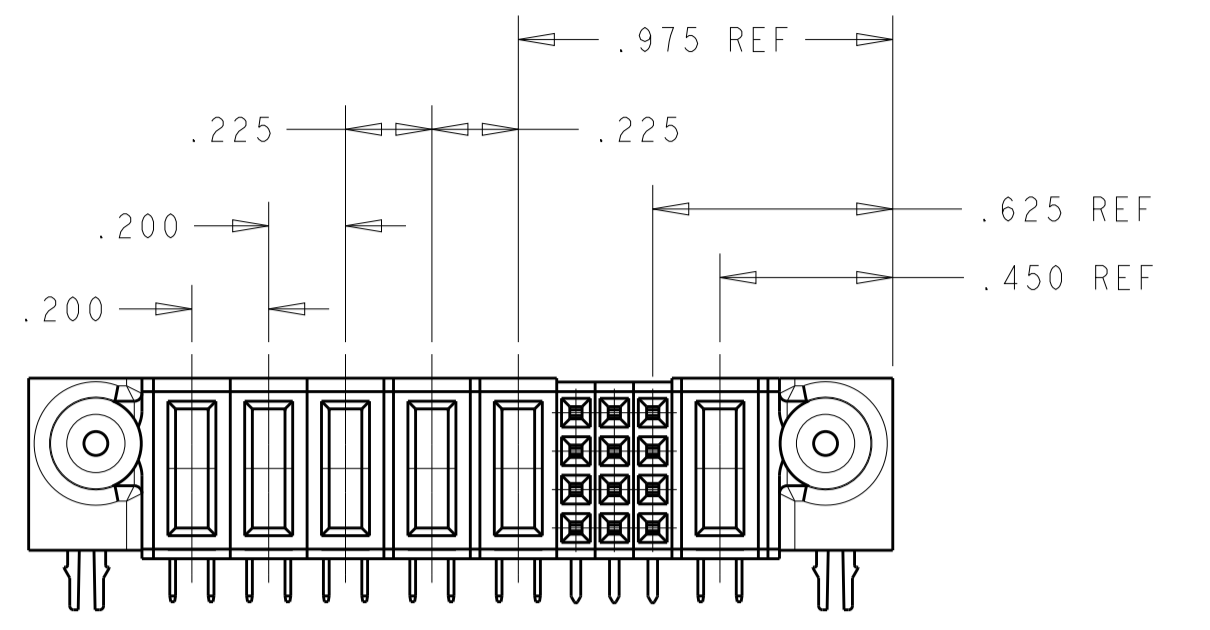
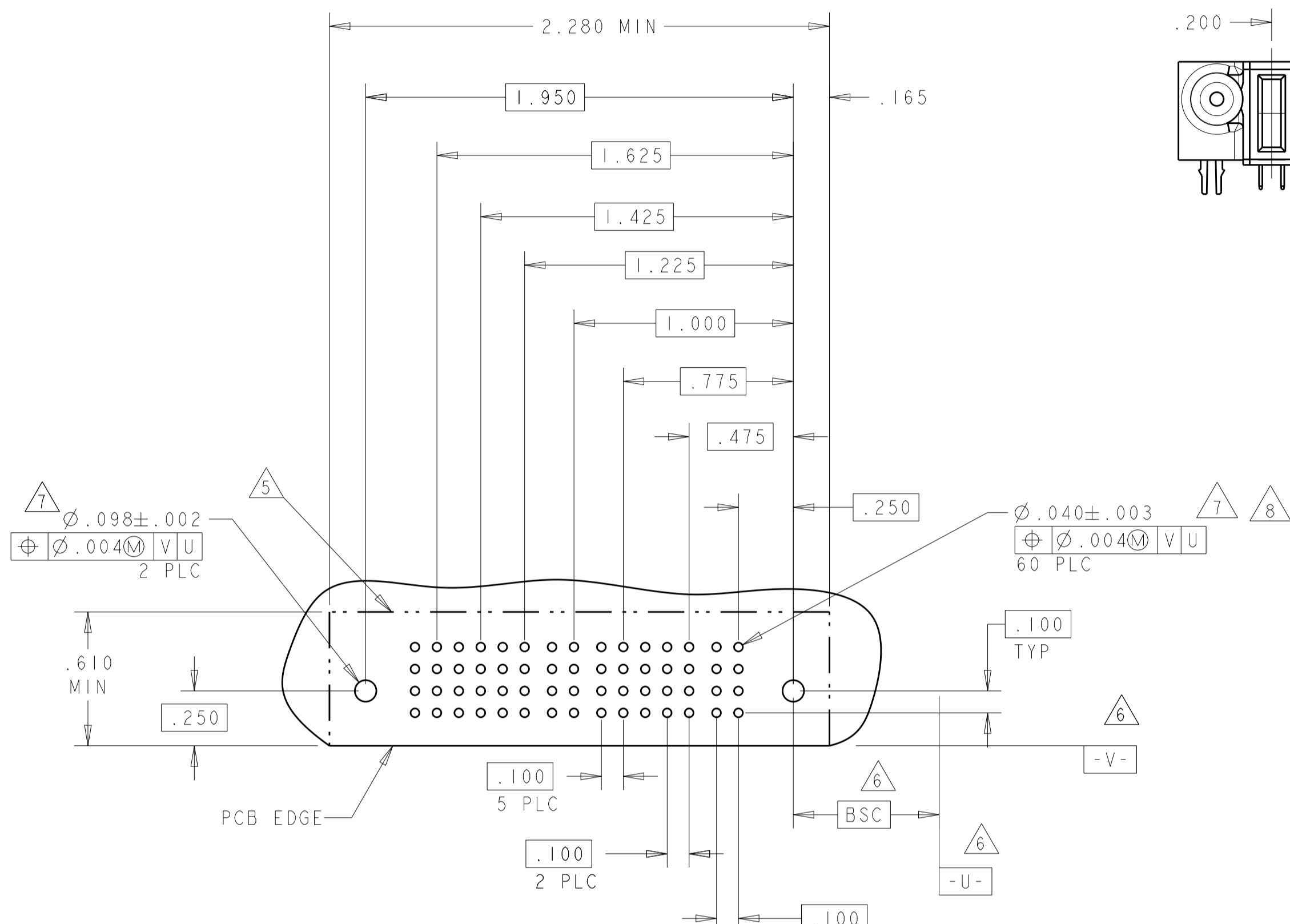
THIS DRAWING IS A CONTROLLED DOCUMENT.

DIMENSIONS:	TOLERANCES UNLESS OTHERWISE SPECIFIED:	OWN: R. GRZYBOWSKI	21FEB05	STE TE Connectivity
INCHES		CHK: M. PERCHERKE	21FEB05	
		APP'D: M. PERCHERKE	21FEB05	
		PRODUCT SPEC	NAME	RIGHT ANGLE RECEPTACLE ASSEMBLY WITH GUIDES MULTI-BEAM XL
		108-1973	APPLICATION SPEC	SIZE: CAGE CODE: DRAWING NO: RESTRICTED TO
		114-13038	WEIGHT	A100779C=6450160
		Customer Drawing	SCALE	4:1 SHEET 4 OF 16

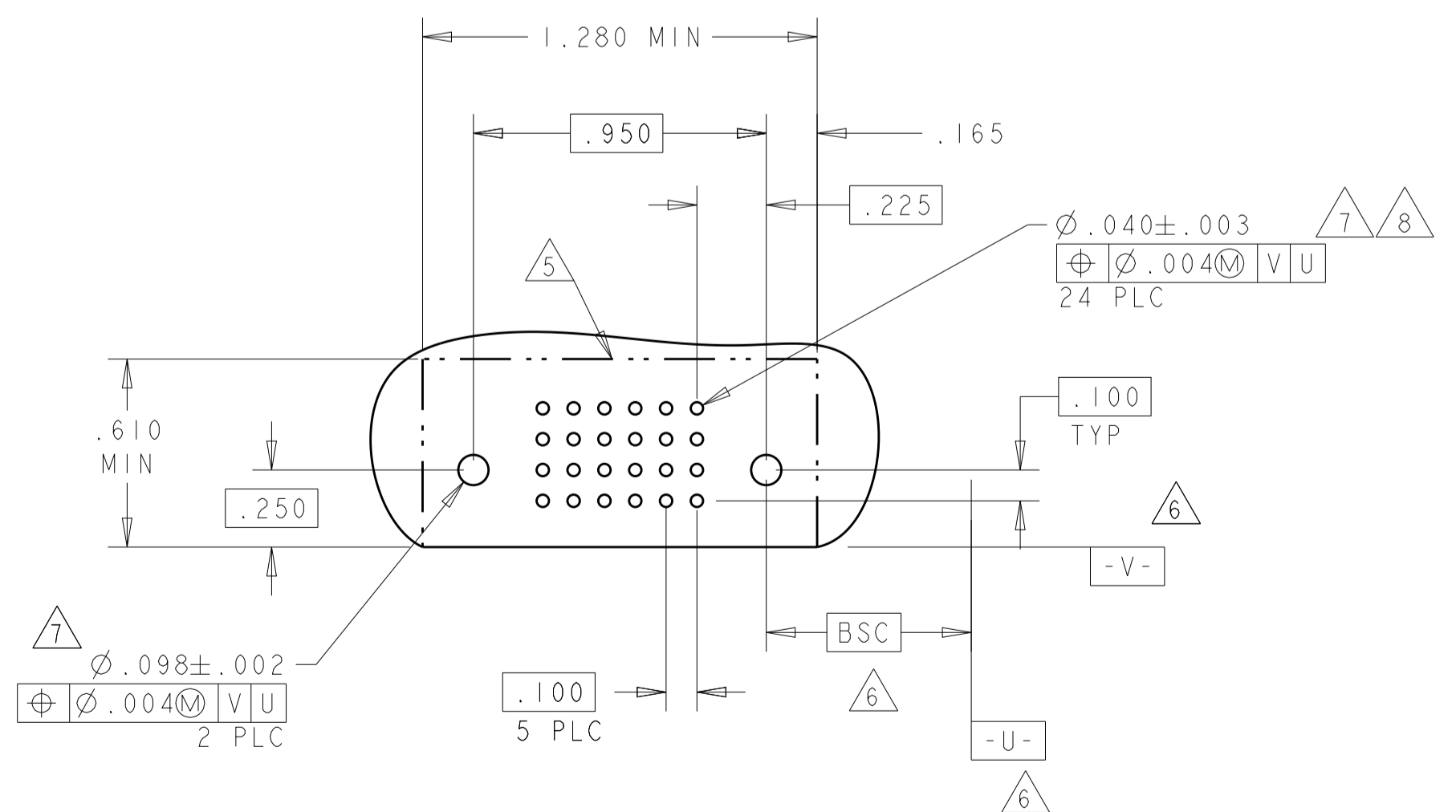
PART NUMBER	ROWS	POWER		SIGNAL				POWER		
		P4	P3	6	5	4	3	2	1	P2
I-6450160-0	D C B A	RA	RA	H	H	H	H	H	RA	RA
				G	G	G	G	G		
				F	F	F	F	F		
2P + 24S + 2P										



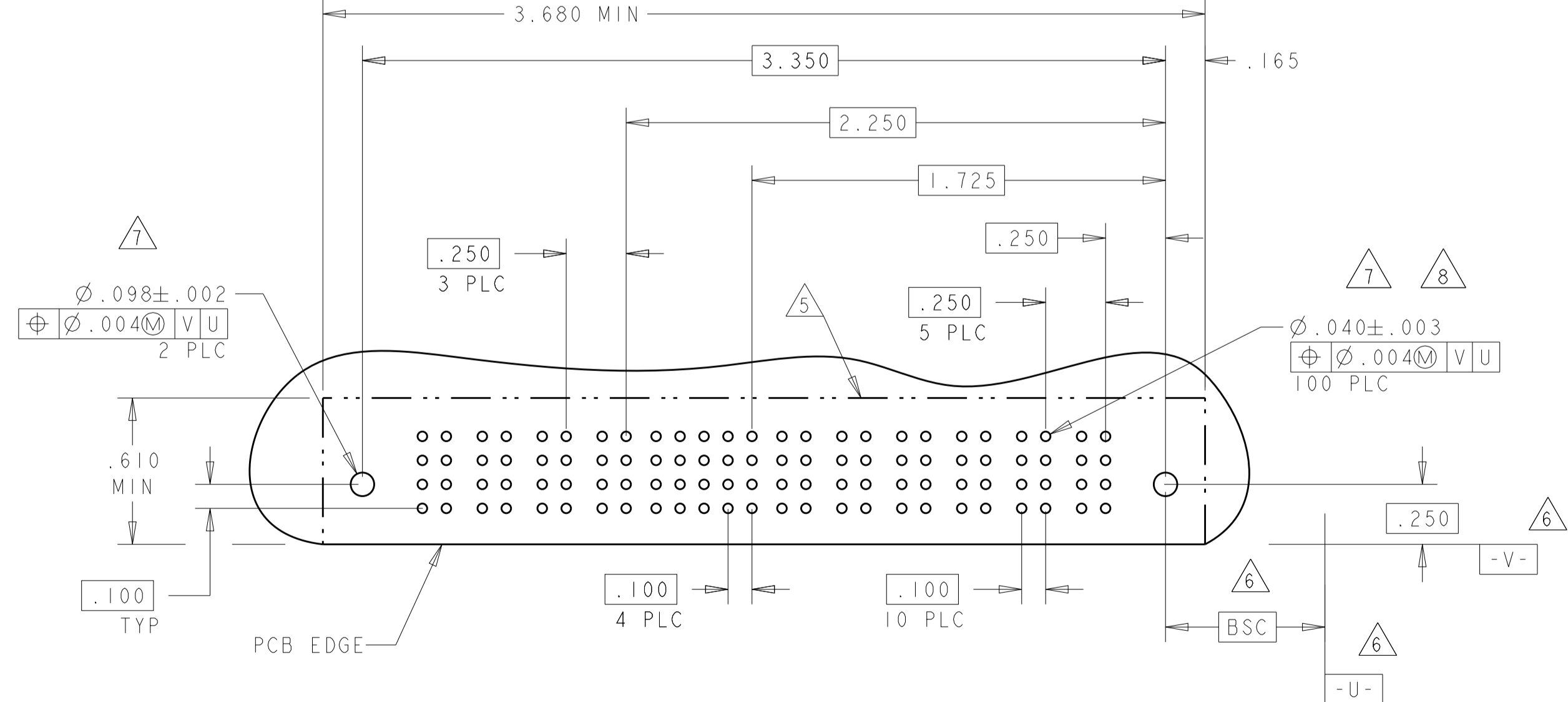
PART NUMBER	ROWS	POWER				SIGNAL POWER				
		P6	P5	P4	P3	P2	3	2	1	P1
I-6450160-1	D C B A	RA	RA	RA	RA	H	H	H	H	RA
						G	G	G	G	
						F	F	F	F	
1P + 12S + 5P										



PART NUMBER	ROWS	SIGNAL					
		6	5	4	3	2	1
I-6450160-2	D C B A	L	L	L	L	L	L
		K	K	K	K	K	K
		J	J	J	J	J	J
0P + 24S + 0P							



PART NUMBER	ROWS	POWER			SIGNAL				POWER							
		P10	P9	P8	P7	5	4	3	2	1	P6	P5	P4	P3	P2	P1
I-6450160-9	D C B A	RA	RA	RA	RA	H	H	H	H	H	RA	RA	RA	RA	RA	RA
						G	G	G	G	G						
						F	F	F	F	F	F					
6P + 20S + 4P																



THIS DRAWING IS A CONTROLLED DOCUMENT. OWN: R. GRZYBOWSKI, ZIFEB05
 CHK: M. PERCHERKE, ZIFEB05
 APVD: M. PERCHERKE, ZIFEB05

STE TE Connectivity

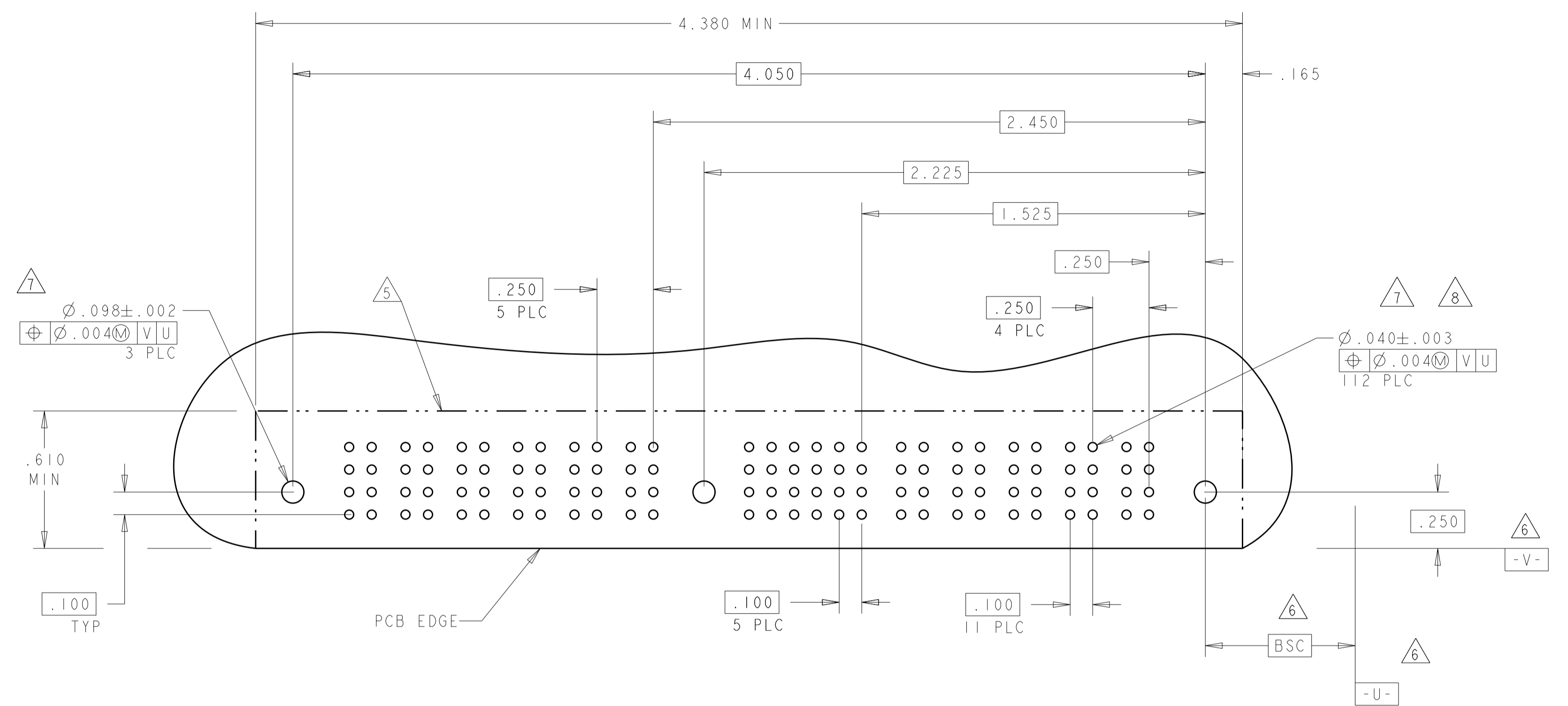
NAME: RIGHT ANGLE RECEPTACLE ASSEMBLY WITH GUIDES MULTI-BEAM XL

PRODUCT SPEC: 108-1973
 APPLICATION SPEC: 114-13038
 WEIGHT: -
 Customer Drawing

SCALE: 4:1 SHEET 5 OF 16 REV: G1

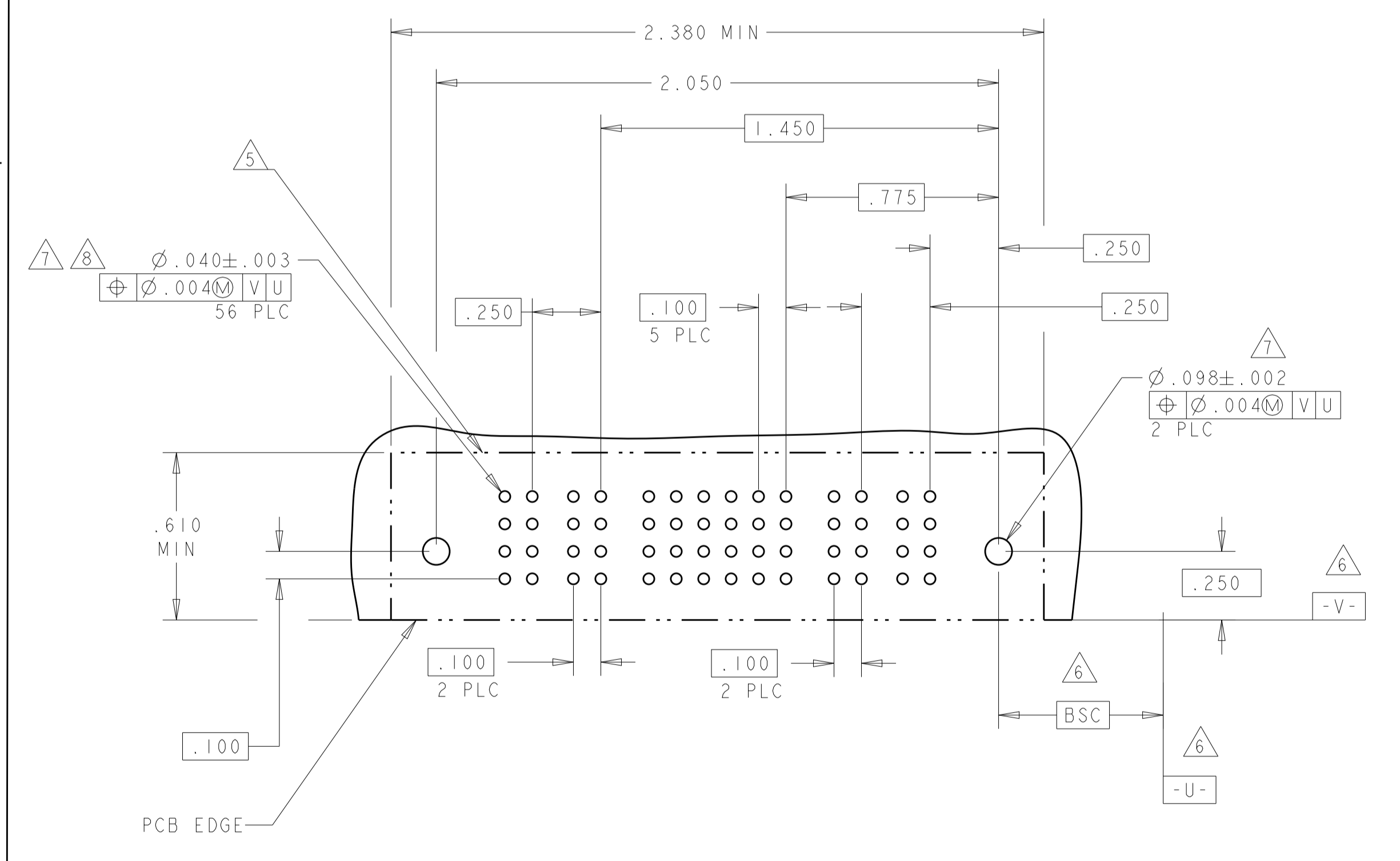
LOC	DIST	REVISONS			
P	LTN	DESCRIPTION	DATE	OWN	APVD
GP	00	SEE SHEET 1			

PART NUMBER	ROWS	POWER					SIGNAL					POWER						
		P11	P10	P9	P8	P7	P6	M1	6	5	4	3	2	1	P5	P4	P3	P2
2-6450160-0	D C B A	RA	RA	RA	RA	RA	RA	H	H	H	H	H	H	RA	RA	RA	RA	RA
		5P + 24S + 1M + 6P																



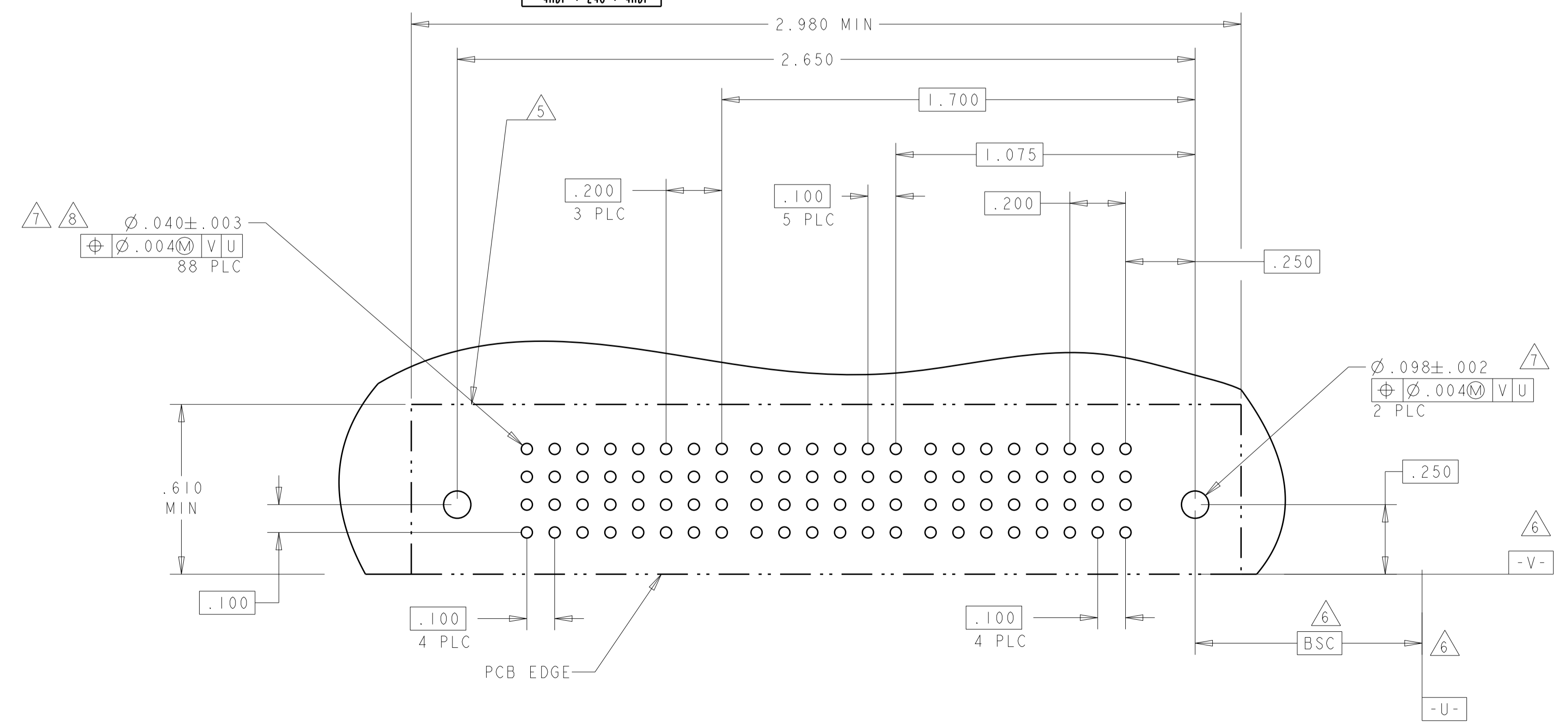
PART NUMBER	ROWS	POWER		SIGNAL					POWER		
		P4	P3	6	5	4	3	2	1	P2	P1
2-6450160-5	D C B A	RM	RM	L	L	L	L	L	L	RM	RM
		2P + 24S + 2P									

PART NUMBER	ROWS	POWER		SIGNAL					POWER		
		P4	P3	6	5	4	3	2	1	P2	P1
4-6450160-5	D C B A	RM	RM	H	H	H	H	H	H	RM	RM
		2P + 24S + 2P									



2-6450160-5 AND 4-6450160-5 PCB LAYOUT

PART NUMBER	ROWS	POWER				SIGNAL					POWER				
		P8	P7	P6	P5	6	5	4	3	2	1	P4	P3	P2	P1
2-6450160-6	D C B A	RM	RM	RM	RM	H	H	H	H	H	H	RM	RM	RM	RM
		4HDP + 24S + 4HDP													

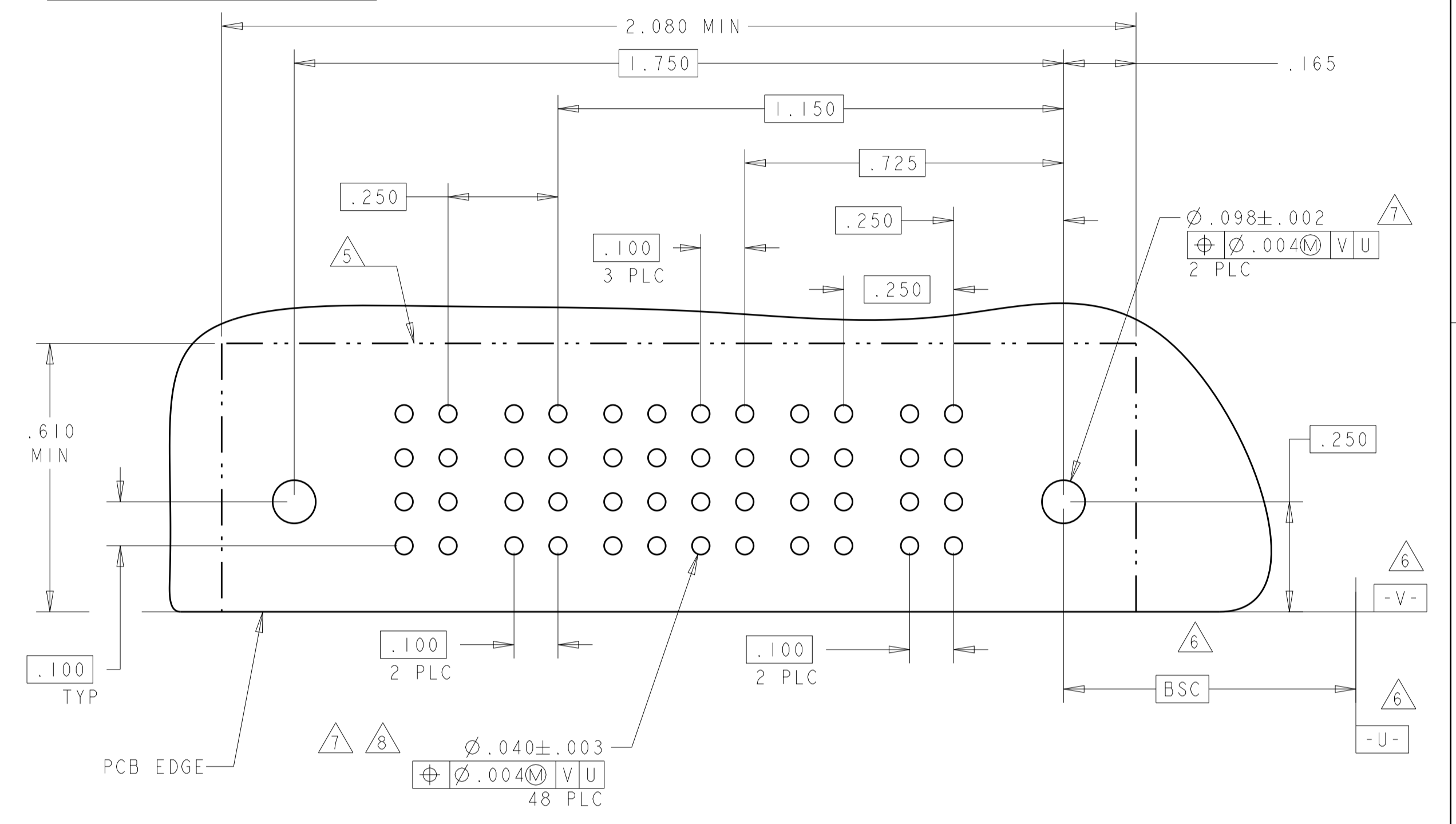
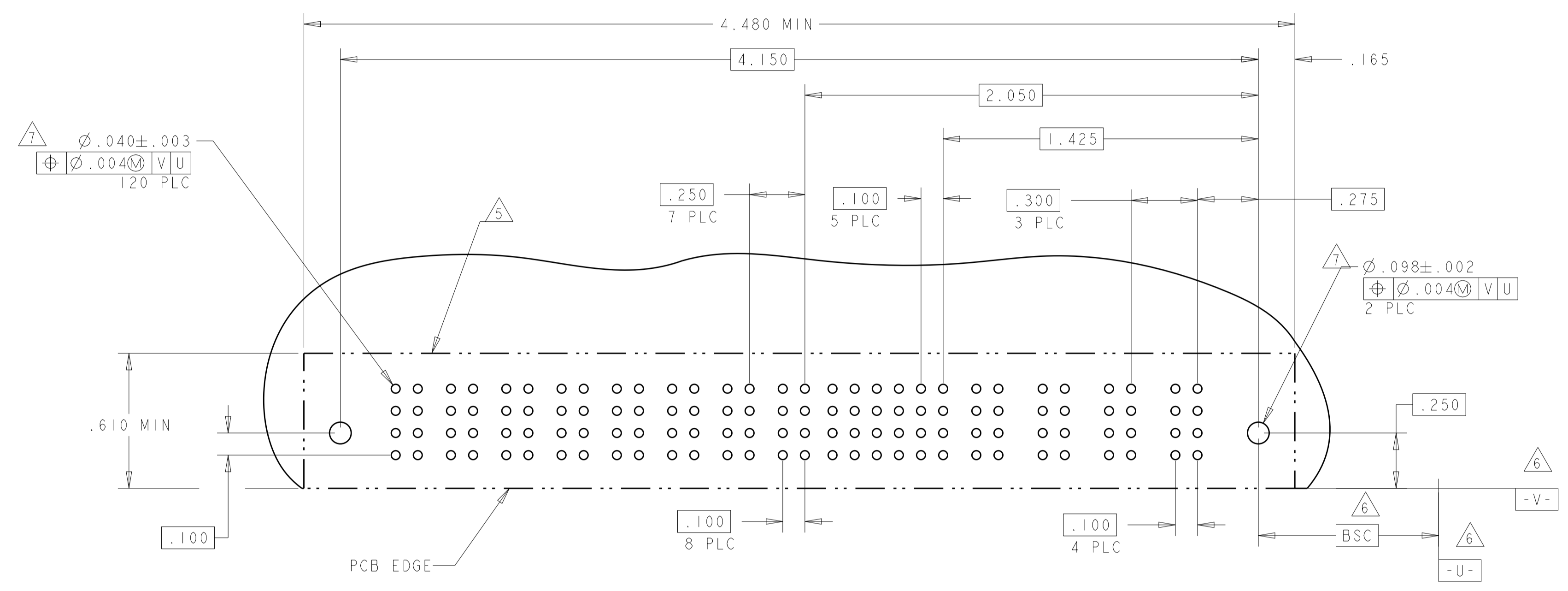


THIS DRAWING IS A CONTROLLED DOCUMENT.		OWN: R. GRZYBOWSKI	ZIFEB05	 TE Connectivity
DIMENSIONS: INCHES		CHK: M. PERCHERKE	ZIFEB05	
TOLERANCES UNLESS OTHERWISE SPECIFIED:		APVD: M. PERCHERKE	ZIFEB05	NAME: RIGHT ANGLE RECEPTACLE ASSEMBLY WITH GUIDES MULTI-BEAM XL
0 PLC ±.01		PRODUCT SPEC		SIZE: CAGE CODE DRAWING NO. RESTRICTED TO
1 PLC ±.01		108-1973		A100779
2 PLC ±.01		APPLICATION SPEC		C=6450160
3 PLC ±.005		114-13038		SCALE: 4:1 SHEET 6 OF 16
4 PLC ±.002		WEIGHT		REV: G1
ANGLES ±.002		Customer Drawing		

PART NUMBER	ROWS	POWER								SIGNAL						POWER			
		P12	P11	P10	P9	P8	P7	P6	P5	6	5	4	3	2	1	P4	P3	P2	P1
2-6450160-9	D C B A	RM	RM	RM	RM	RM	RM	RM	RM	H	H	H	H	H	H	RM	RM	RM	RM
4ACP + 24S + 8P										G	G	G	G	G	G				
										F	F	F	F	F	F				
										E	E	E	E	E	E				

PART NUMBER	ROWS	POWER			SIGNAL				POWER		
		P4	P3	P2	4	3	2	1	P2	P1	P1
3-6450160-1	D C B A	RM	RM	RM	H	H	H	H	RM	RM	RM
					G	G	G	G			
					F	F	F	F			
					E	E	E	E			

2P + 16S + 2P

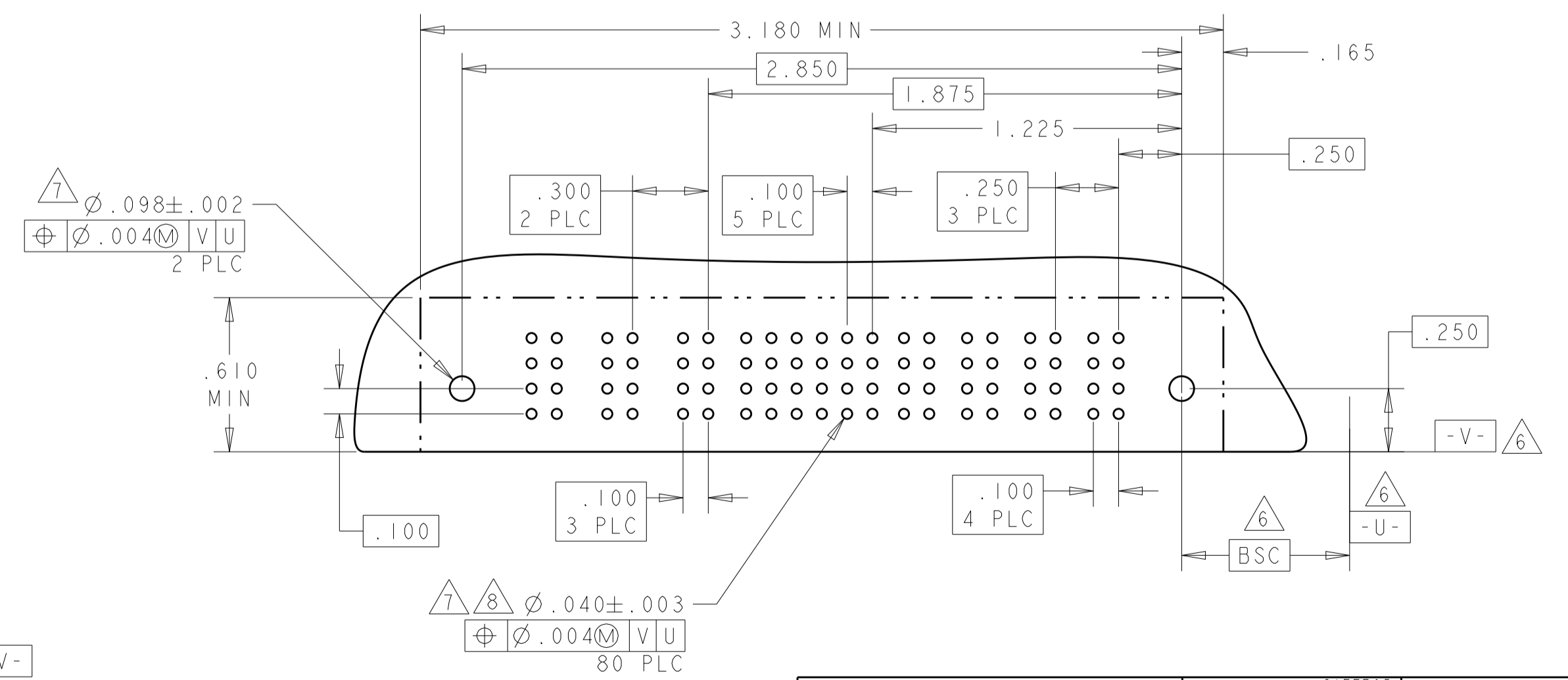
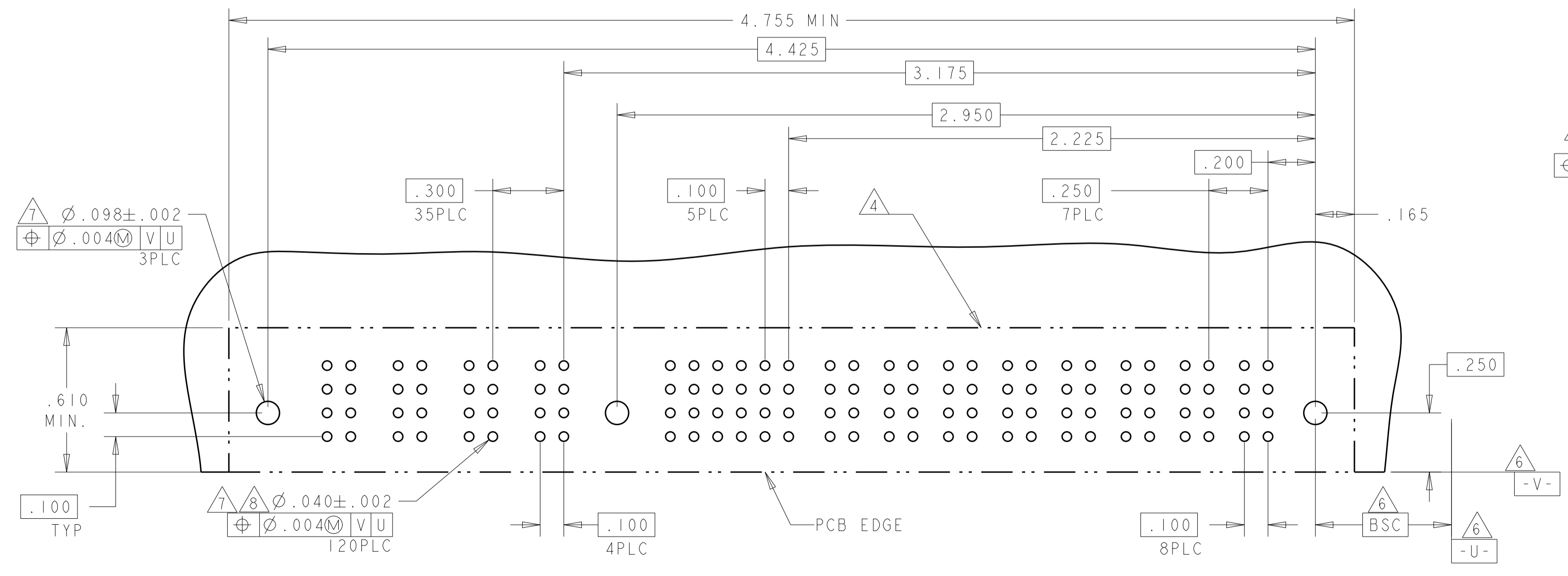


PART NUMBER	ROWS	POWER				SIGNAL						POWER							
		P12	P11	P10	P9	6	5	4	3	2	1	P8	P7	P6	P5	P4	P3	P2	P1
3-6450160-0	D C B A	RM	RM	RM	RM	H	H	H	H	H	H	RM	RM	RM	RM	RM	RM	RM	RM
						G	G	G	G	G	G								
						F	F	F	F	F	F								
						E	E	E	E	E	E								

8P + 24S + 1M + 4ACP

PART NUMBER	HOUSING P/N	ROWS	POWER			SIGNAL						POWER			
			P7	P6	P5	6	5	4	3	2	1	P4	P3	P2	P1
3-6450160-2	3-1450190-2	D C B A	RM	RM	RM	H	H	H	H	H	H	RM	RM	RM	RM
						G	G	G	G	G	G				
						F	F	F	F	F	F				
						E	E	E	E	E	E				

4P + 24S + 3ACP

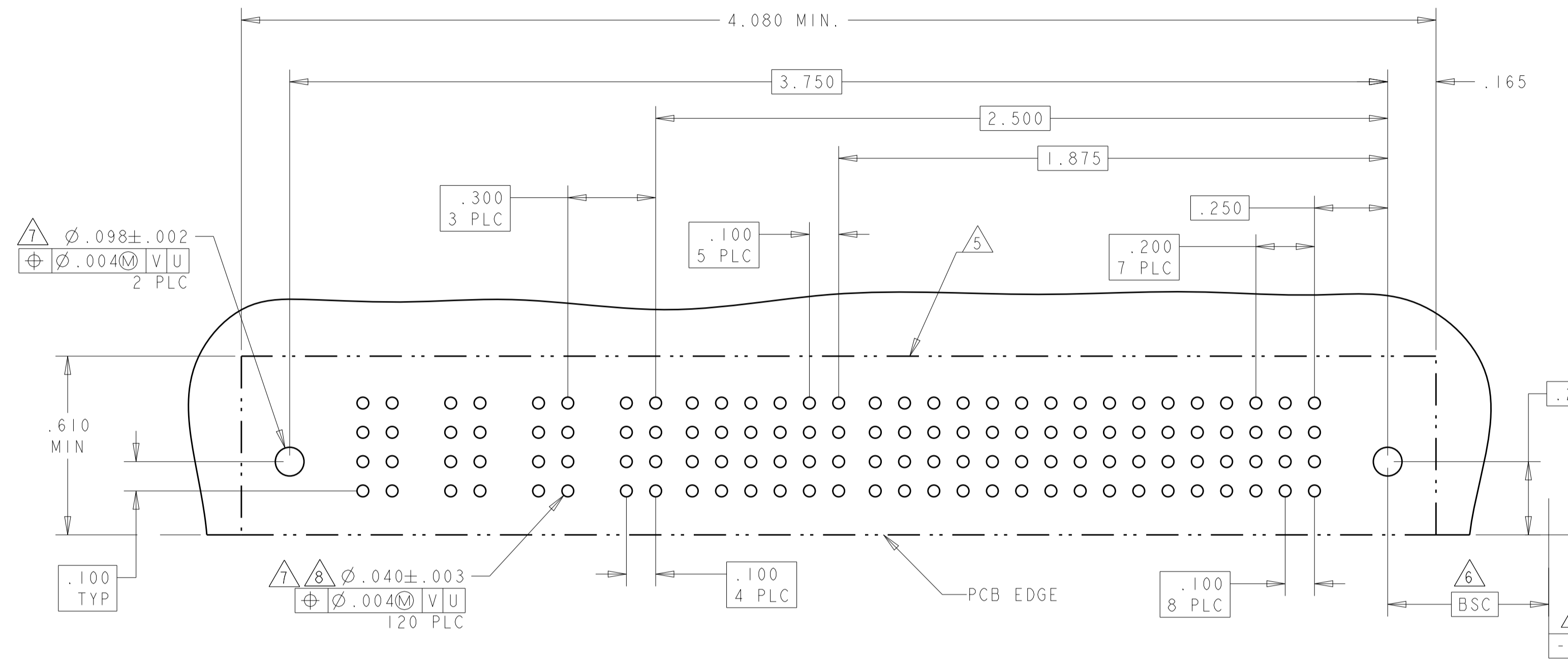


THIS DRAWING IS A CONTROLLED DOCUMENT.

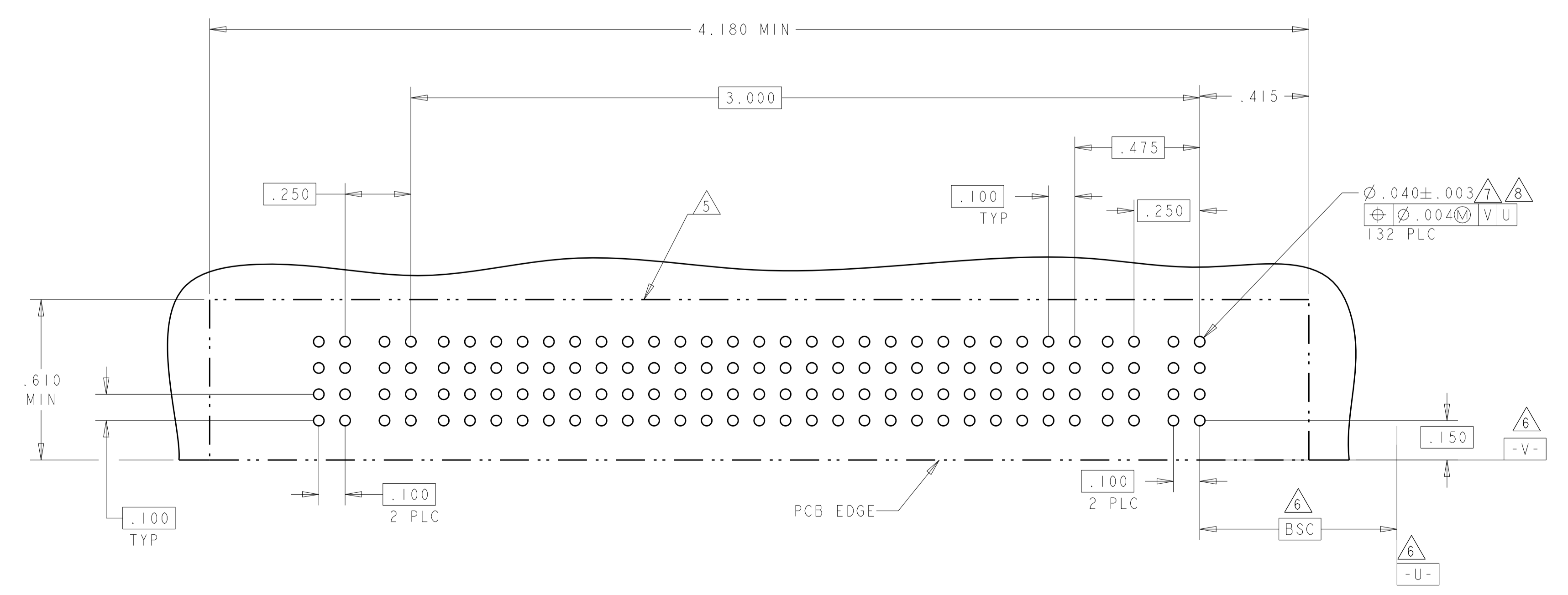
OWN: R. GRZYBOWSKI	ZIFEB05		TE Connectivity
CHK: M. PERCHERKE	ZIFEB05		NAME: RIGHT ANGLE RECEPTACLE ASSEMBLY WITH GUIDES MULTI-BEAM XL
APP'D: M. PERCHERKE	ZIFEB05		SIZE: CAGE CODE DRAWING NO: A100779
PRODUCT SPEC: 108-1973			SCALE: 3:1 SHEET 7 OF 16
APPLICATION SPEC: 114-13038		RESTRICTED TO: -	
WEIGHT: -		Customer Drawing	

LOC		DIST		REVISIONS			
GP	00	P	LTN	DESCRIPTION	DATE	DWN	APVD
		-		SEE SHEET 1			

PART NUMBER	ROWS	POWER				SIGNAL								POWER							
		P12	P11	P10	P9	6	5	4	3	2	1	P8	P7	P6	P5	P4	P3	P2	P1		
3-6450160-3	D C B A	RM	RM	RM	RM	H	H	H	H	H	H	RM	RM	RM	RM	RM	RM	RM	RM		
		RM	RM	RM	RM	G	G	G	G	G	G	RM	RM	RM	RM	RM	RM	RM	RM		
		RM	RM	RM	RM	F	F	F	F	F	F	RM	RM	RM	RM	RM	RM	RM	RM		
		RM	RM	RM	RM	E	E	E	E	E	E	RM	RM	RM	RM	RM	RM	RM	RM		
8P + 24S + 4ACP																					



PART NUMBER	ROWS	POWER		SIGNAL																				POWER							
		P4	P3	25	24	23	22	21	20	19	18	17	16	15	14	13	12	11	10	9	8	7	6	5	4	3	2	1	P2	P1	
3-6450160-4	D C B A	RM	RM	H	H	H	H	H	H	H	H	H	H	H	H	H	H	H	H	H	H	H	H	H	H	H	H	H	H	RM	RM
		RM	RM	G	G	G	G	G	G	G	G	G	G	G	G	G	G	G	G	G	G	G	G	G	G	G	G	G	G	RM	RM
		RM	RM	F	F	F	F	F	F	F	F	F	F	F	F	F	F	F	F	F	F	F	F	F	F	F	F	F	F	RM	RM
		RM	RM	E	E	E	E	E	E	E	E	E	E	E	E	E	E	E	E	E	E	E	E	E	E	E	E	E	E	RM	RM
2P + 100S + 2P																															



THIS DRAWING IS A CONTROLLED DOCUMENT.

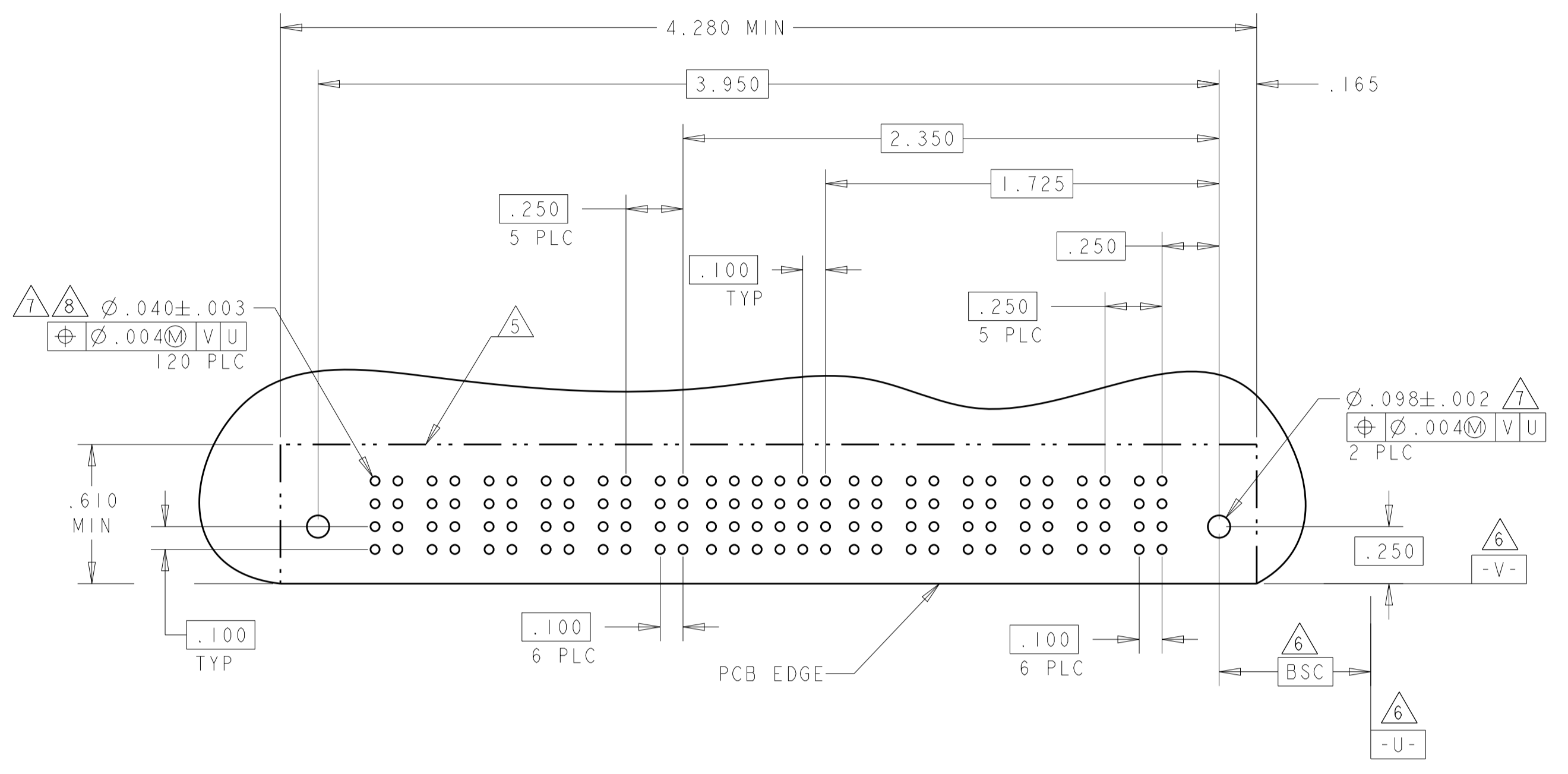
DIMENSIONS: INCHES	TOLERANCES UNLESS OTHERWISE SPECIFIED: 0 PLC ±. 1 PLC ±.01 2 PLC ±.01 3 PLC ±.005 4 PLC ±.002 ANGLES ±2°	FINISH	APVD: M. PERCHERKE	NAME: RIGHT ANGLE RECEPTACLE ASSEMBLY WITH GUIDES MULTI-BEAM XL
MATERIAL	PRODUCT SPEC: 108-1973	APPLICATION SPEC: 114-13038	SIZE: A100779	RESTRICTED TO: -
Customer Drawing	SCALE: 3:1	SHEET: 8	OF: 16	REV: G1

STE TE Connectivity

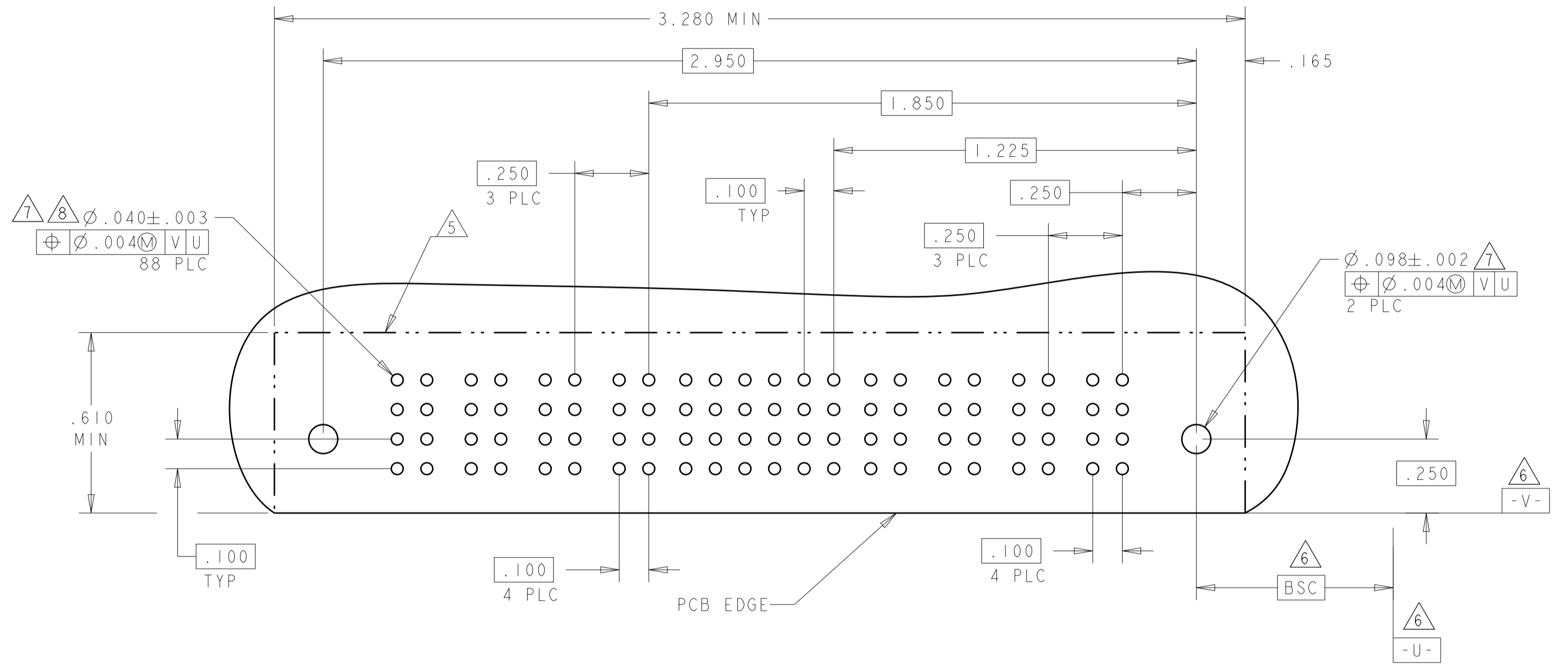
LOC	DIST	REV	DATE	APPV
GP	00			

REVISIONS				
REV	DATE	APPV	DESCRIPTION	BY
-	-	-	SEE SHEET 1	-

PART NUMBER	ROWS	POWER					SIGNAL					POWER											
		P12	P11	P10	P9	P8	6	5	4	3	2	1	P6	P5	P4	P3	P2	P1					
3-6450160-6	D C B A	RM	RM	RM	RM	RM	H	H	H	H	H	H	RM	RM	RM	RM	RM	RM					
		G	G	G	G	G	G	F	F	F	F	F	F	RM	RM	RM	RM	RM	RM				
		E	E	E	E	E	E	E	E	E	E	E	E	RM	RM	RM	RM	RM	RM				
6P + 24S + 6P		[HD]																				[HD]	



PART NUMBER	ROWS	POWER				SIGNAL					POWER								
		P8	P7	P6	P5	6	5	4	3	2	1	P4	P3	P2	P1				
3-6450160-7	D C B A	RM	RM	RM	RM	H	H	H	H	H	H	RM	RM	RM	RM				
		G	G	G	G	G	G	F	F	F	F	F	F	RM	RM	RM	RM		
		E	E	E	E	E	E	E	E	E	E	E	E	RM	RM	RM	RM		
4P + 24S + 4P		[HD]																[HD]	

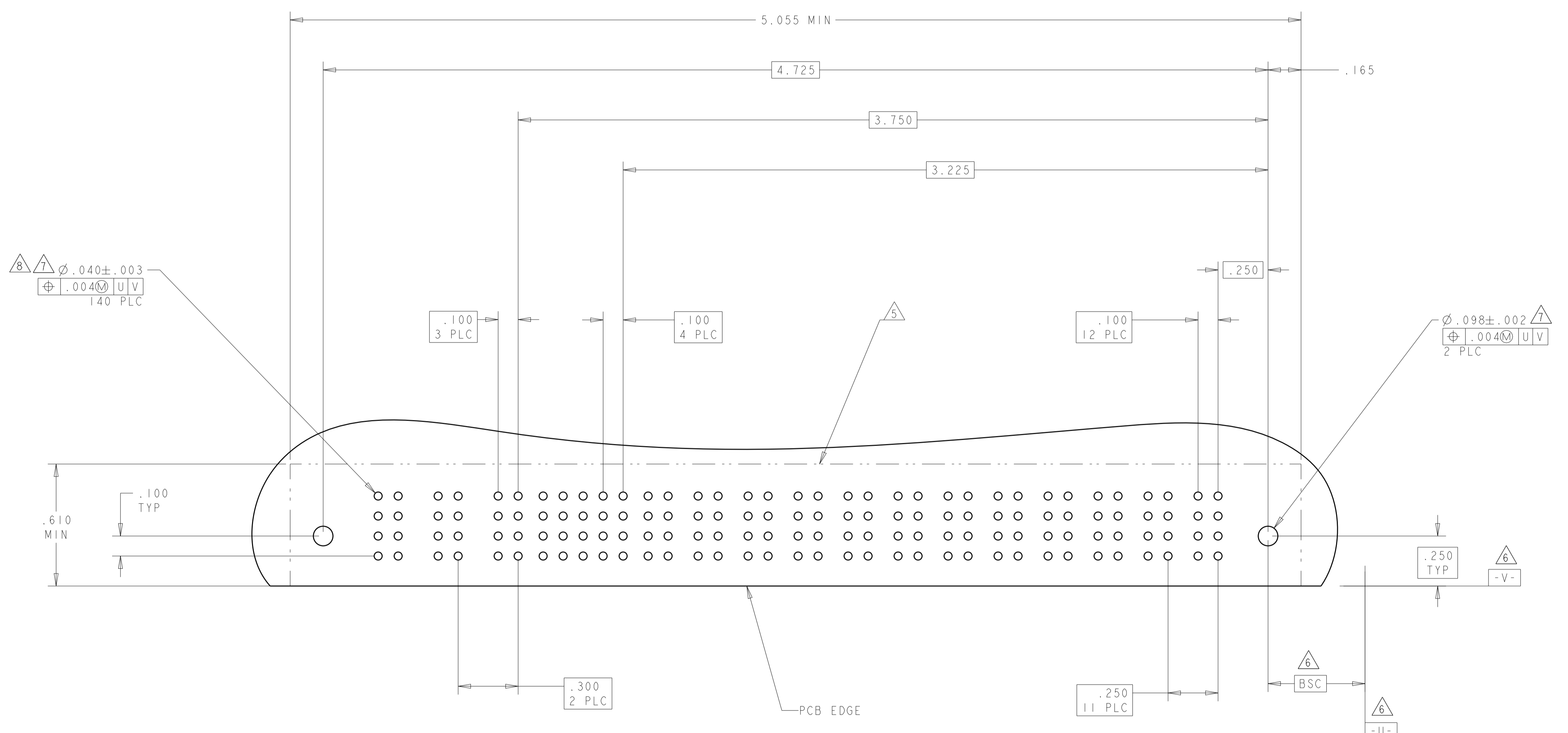


THIS DRAWING IS A CONTROLLED DOCUMENT.

DIMENSIONS:	TOLERANCES UNLESS OTHERWISE SPECIFIED:	OWN: R. GRZYBOWSKI 21FEB05	NAME: RIGHT ANGLE RECEPTACLE ASSEMBLY WITH GUIDES MULTI-BEAM XL
INCHES	0 PLC ± .010 1 PLC ± .008 2 PLC ± .006 3 PLC ± .005 4 PLC ± .004 ANGLES ± .002	CHK: M. PERCHERKE 21FEB05	SIZE: A1 00779 C=6450160
MATERIAL:	FINISH:	APPV: M. PERCHERKE 21FEB05	SCALE: 3:1 SHEET 9 OF 16 REV: G1
		PRODUCT SPEC: 108-1973	RESTRICTED TO: -
		APPLICATION SPEC: 114-13038	Customer Drawing
		WEIGHT: -	

LOC		DIST		REVISIONS				
GP	00	P	LTN	DESCRIPTION	DATE	DMN	APVD	
-	-	-	-	SEE SHEET 1	-	-	-	

PART NUMBER	ROWS	AC POWER			SIGNAL					POWER												
		P15	P14	P13	5	4	3	2	1	P12	P11	P10	P9	P8	P7	P6	P5	P4	P3	P2	P1	
1-6450160-8	D C B A	RA	RA	RA	H	H	H	H	H	RA	RA	RA	RA	RA	RA	RA	RA	RA	RA	RA	RA	RA
					G	G	G	G	G													
					F	F	F	F	F													
12P + 20S + 3ACP					E	E	E	E	E													

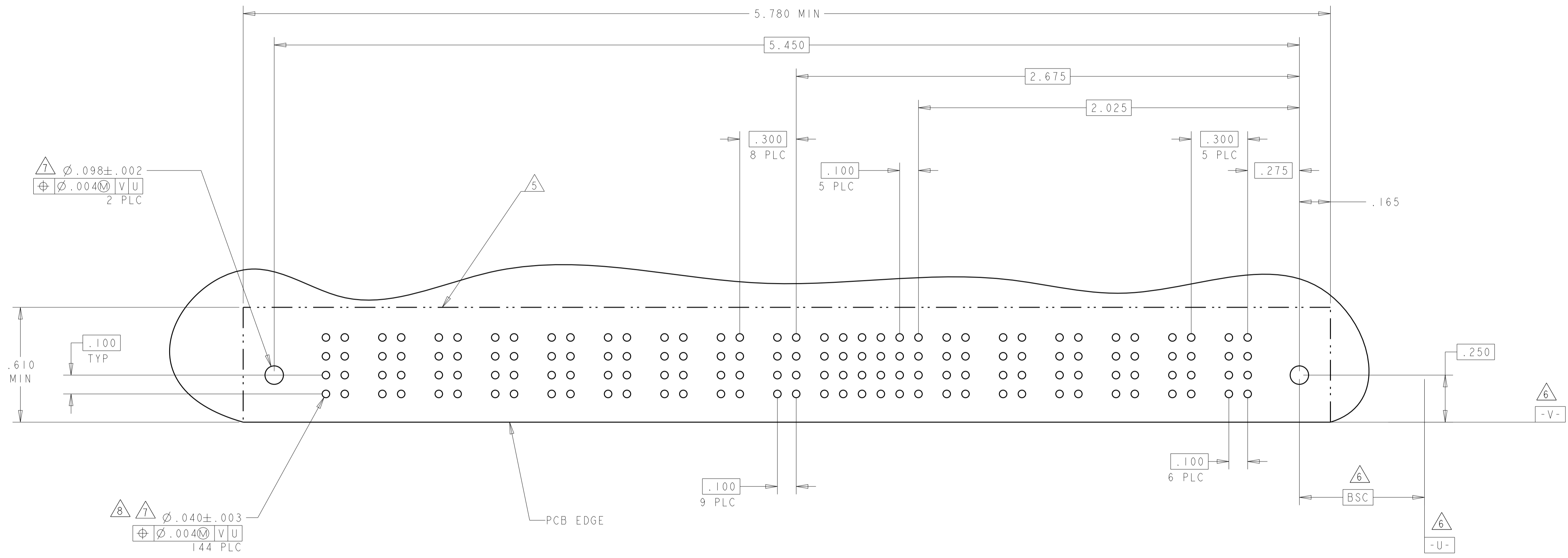


THIS DRAWING IS A CONTROLLED DOCUMENT.

DIMENSIONS: INCHES	TOLERANCES UNLESS OTHERWISE SPECIFIED: 0 PLC ±. 1 PLC ±.01 2 PLC ±.01 3 PLC ±.005 4 PLC ±.002 ANGLES ±.7° FINISH	DWN: R. GRZYBOWSKI 21FEB05 CHK: M. PERCHERKE 21FEB05 APVD: M. PERCHERKE 21FEB05 PRODUCT SPEC: 108-1973 APPLICATION SPEC: 114-13038 WEIGHT: - Customer Drawing	STE TE Connectivity NAME: RIGHT ANGLE RECEPTACLE ASSEMBLY WITH GUIDES MULTI-BEAM XL SIZE: A100779C=6450160 SCALE: 3:1 SHEET 10 OF 16 REV G1
-----------------------	---	---	---

LOC	DIST	REVISIONS			
P	LTN	DESCRIPTION	DATE	DMN	APVD
-	-	SEE SHEET 1	-	-	-

PART NUMBER	ROWS	POWER								SIGNAL					POWER					HD		
		P15	P14	P13	P12	P11	P10	P9	P8	P7	P6	P5	P4	P3	P2	P1	P6	P5	P4		P3	P2
3-6450160-8	D C B A	RM	RM	RM	RM	RM	RM	RM	RM	H	H		H	H	RA		RM	RM	RM	RM	HD	
										G	G		G	G								
										F	F		F	F								
										E	E		E	E								
6P + 24S + 9P																						HD



THIS DRAWING IS A CONTROLLED DOCUMENT. DWN: R. GRZYBOWSKI 21FEB05
 CHK: M. PERCHERKE 21FEB05
 APVD: M. PERCHERKE 21FEB05

STE TE Connectivity

NAME: RIGHT ANGLE RECEPTACLE ASSEMBLY WITH GUIDES MULTI-BEAM XL

PRODUCT SPEC: 108-1973
 APPLICATION SPEC: 114-13038
 WEIGHT: -

SIZE: A100779 C=6450160
 SCALE: 3:1 SHEET 11 OF 16 REV: G1

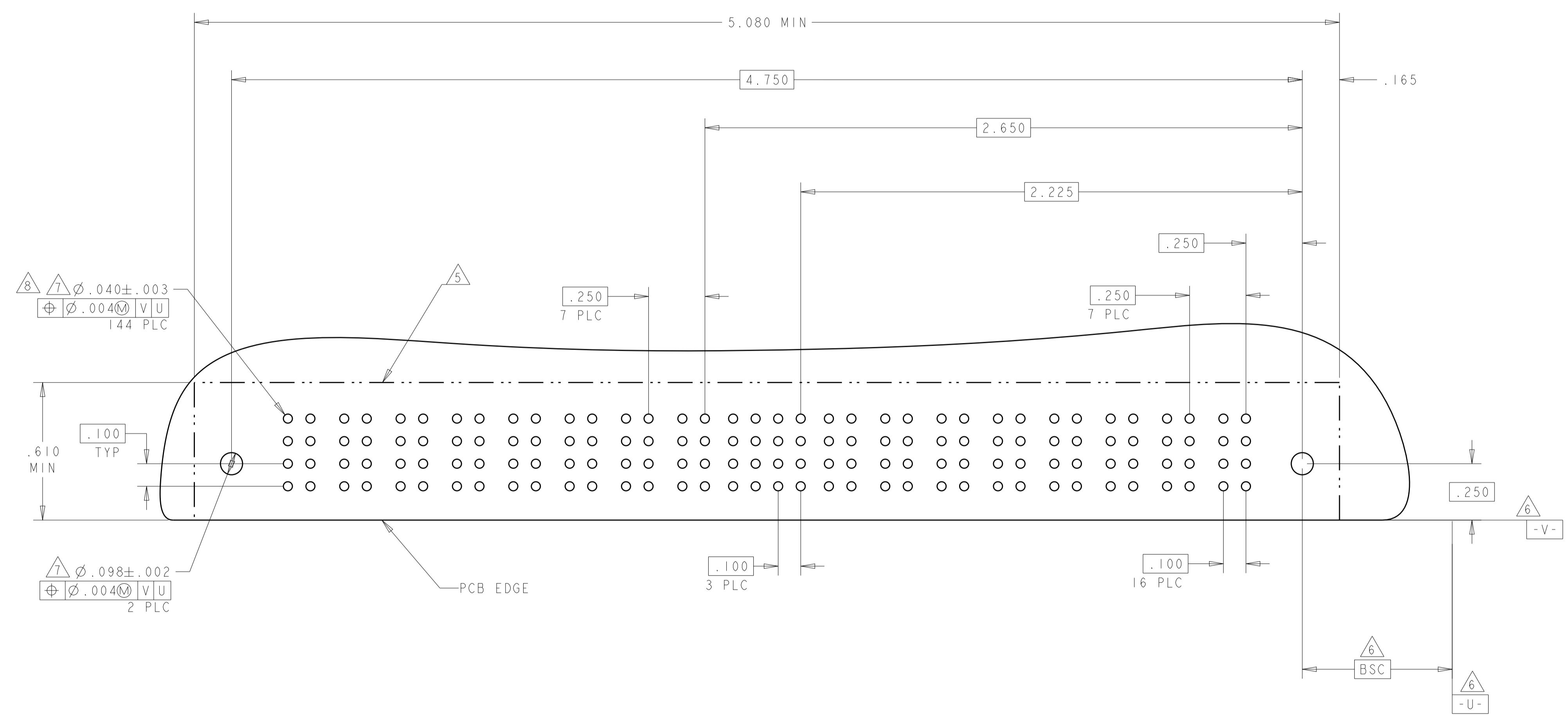
MATERIAL: - FINISH: -

Customer Drawing

LOC	DIST	REVISIONS			
P	LTN	DESCRIPTION	DATE	DMN	APVD
GP	00	SEE SHEET 1	-	-	-

PART NUMBER	ROWS	POWER							SIGNAL				POWER									
		P16	P15	P14	P13	P12	P11	P10	P9	4	3	2	1	P8	P7	P6	P5	P4	P3	P2	P1	
3-6450160-9	D								H	H	H	H										
	C	RM	RM	RM	RM	RM	RM	RM	G	G	G	G	RM	RM	RM	RM	RM	RM	RM	RM	RM	
	B								F	F	F	F										
	A	HD							E	E	E	E									HD	
8P + 16S + 8P																						

(D5)



THIS DRAWING IS A CONTROLLED DOCUMENT.

DMN: B. GRZYBOWSKI 21FEB05
 CHK: M. PERCHERKE 21FEB05
 APVD: M. PERCHERKE 21FEB05

STE TE Connectivity

NAME: RIGHT ANGLE RECEPTACLE ASSEMBLY WITH GUIDES MULTI-BEAM XL

PRODUCT SPEC: 108-1973
 APPLICATION SPEC: 114-13038

SIZE: A1 CAGE CODE: 6450160 DRAWING NO: 100779
 WEIGHT: -

MATERIAL: Customer Drawing

FINISH: -

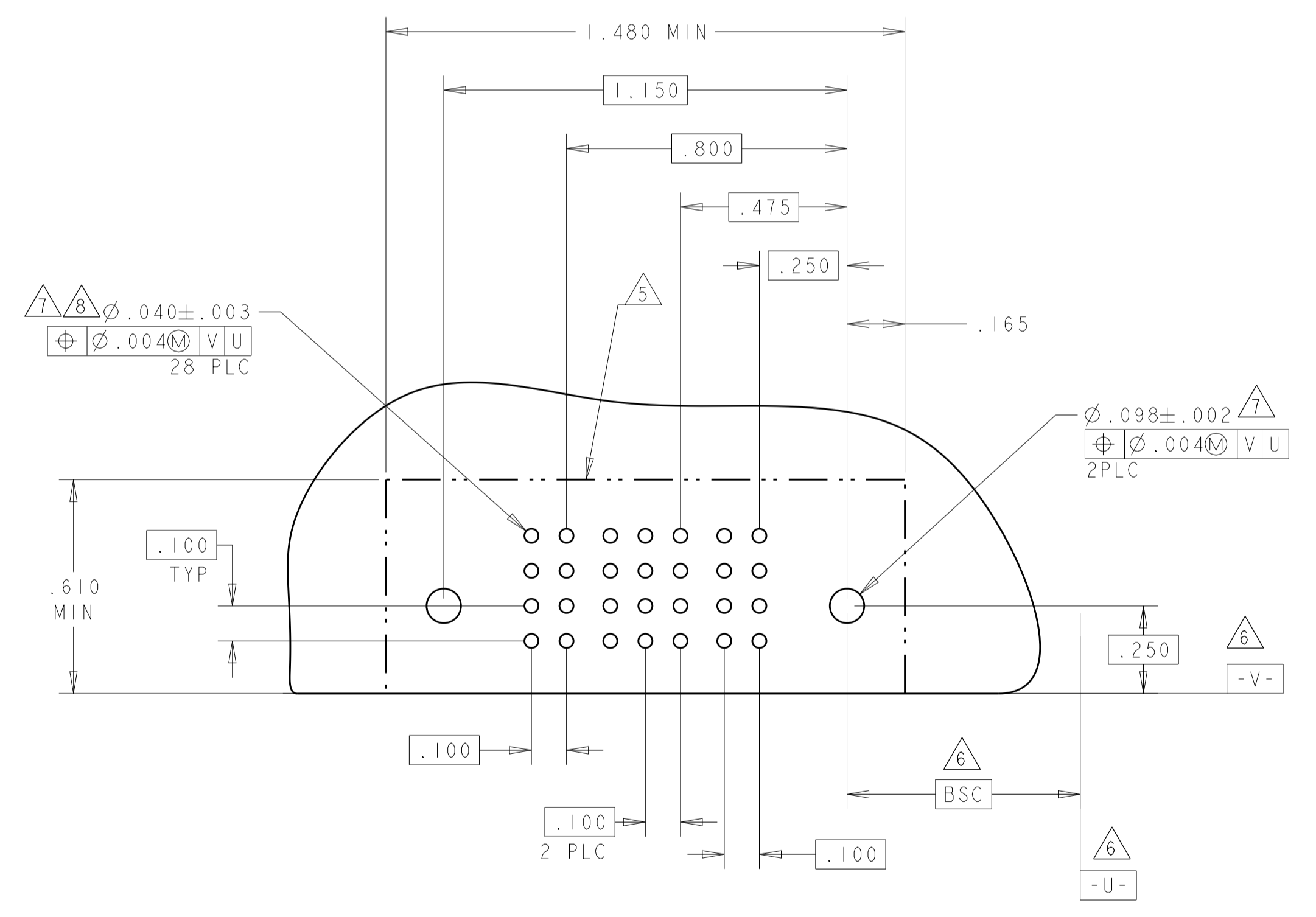
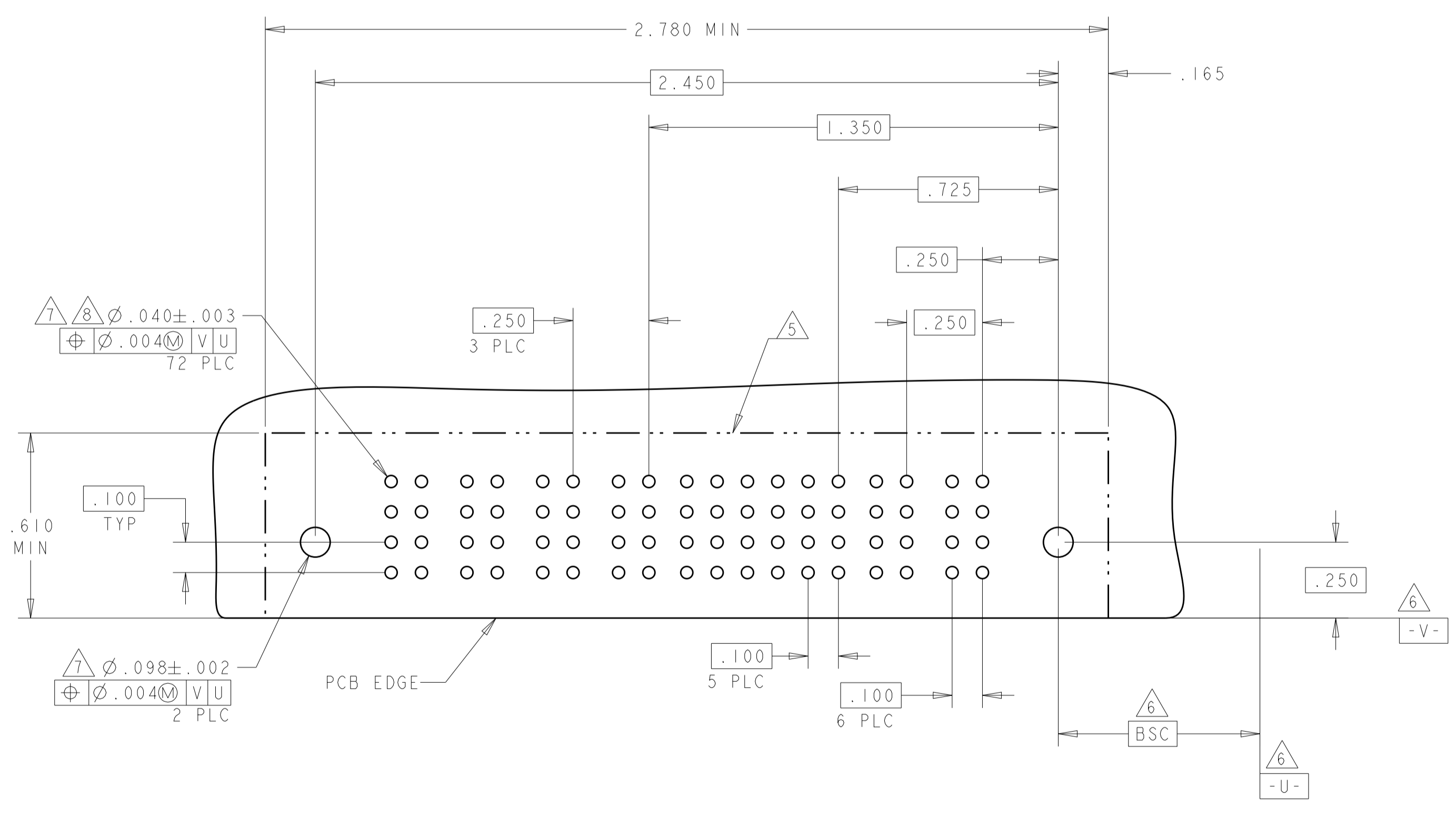
RESTRICTED TO: -

SCALE: 3:1 SHEET 12 OF 16 REV: G1

LOC	DIST	REVISIONS			
P	LTN	DESCRIPTION	DATE	OWN	APVD
-	-	SEE SHEET 1	-	-	-

PART NUMBER	ROWS	POWER				SIGNAL						POWER	
		P6	P5	P4	P3	6	5	4	3	2	1	P2	P1
4-6450160-0	D	RM	RM	RM	RM	H	H	H	H	H	H	RM	RM
	C					G	G	G	G	G	G		
	B					F	F	F	F	F	F		
	A					E	E	E	E	E	E		
2P + 24S + 4P		HD											HD

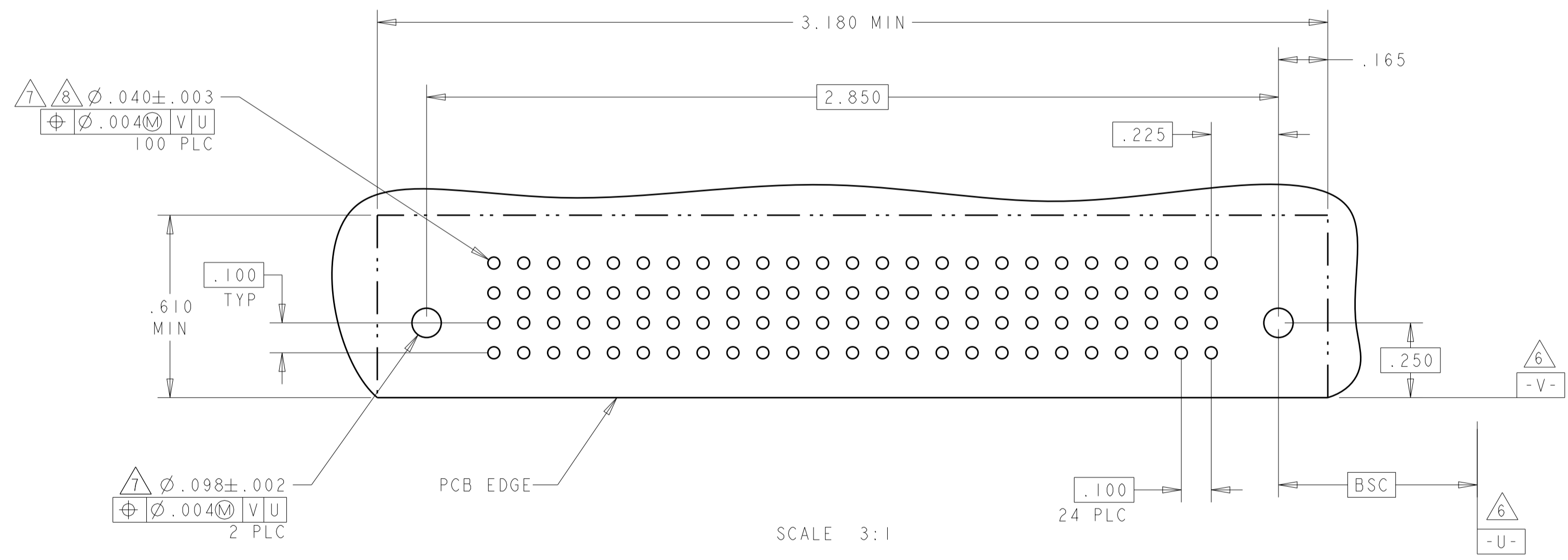
PART NUMBER	ROWS	POWER		SIGNAL			POWER	
		P2	P1	3	2	1	P2	P1
4-6450160-1	D	RM	RM	H	H	H	RM	RM
	C			G	G	G		
	B			F	F	F		
	A			E	E	E		
1P + 12S + 1P		HD						HD



THIS DRAWING IS A CONTROLLED DOCUMENT.		OWN R. GRZYBOWSKI CHK M. PERCHERKE APVD M. PERCHERKE	Z1FEB05 Z1FEB05 Z1FEB05		TE Connectivity	
DIMENSIONS: INCHES	TOLERANCES UNLESS OTHERWISE SPECIFIED: 0 PLC ±. 2 PLC ±.01 3 PLC ±.005 4 PLC ±.002 ANGLES ±7°	PRODUCT SPEC 108-1973 APPLICATION SPEC 114-13038	NAME RIGHT ANGLE RECEPTACLE ASSEMBLY WITH GUIDES MULTI-BEAM XL		SIZE A1	CAGE CODE 00779
MATERIAL	FINISH	WEIGHT	Customer Drawing	SCALE 3:1	SHEET 13	OF 16

LOC	DIST	REVISIONS			
P	LTN	DESCRIPTION	DATE	DMN	APVD
-	-	SEE SHEET 1	-	-	-

PART NUMBER	ROWS	SIGNAL																									
		25	24	23	22	21	20	19	18	17	16	15	14	13	12	11	10	9	8	7	6	5	4	3	2	1	
4-6450160-4	D	H	H	H	H	H	H	H	H	H	H	H	H	H	H	H	H	H	H	H	H	H	H	H	H	H	
	C	G	G	G	G	G	G	G	G	G	G	G	G	G	G	G	G	G	G	G	G	G	G	G	G	G	
	B	F	F	F	F	F	F	F	F	F	F	F	F	F	F	F	F	F	F	F	F	F	F	F	F	F	
	A	E	E	E	E	E	E	E	E	E	E	E	E	E	E	E	E	E	E	E	E	E	E	E	E	E	
100S		HD																									HD



THIS DRAWING IS A CONTROLLED DOCUMENT.

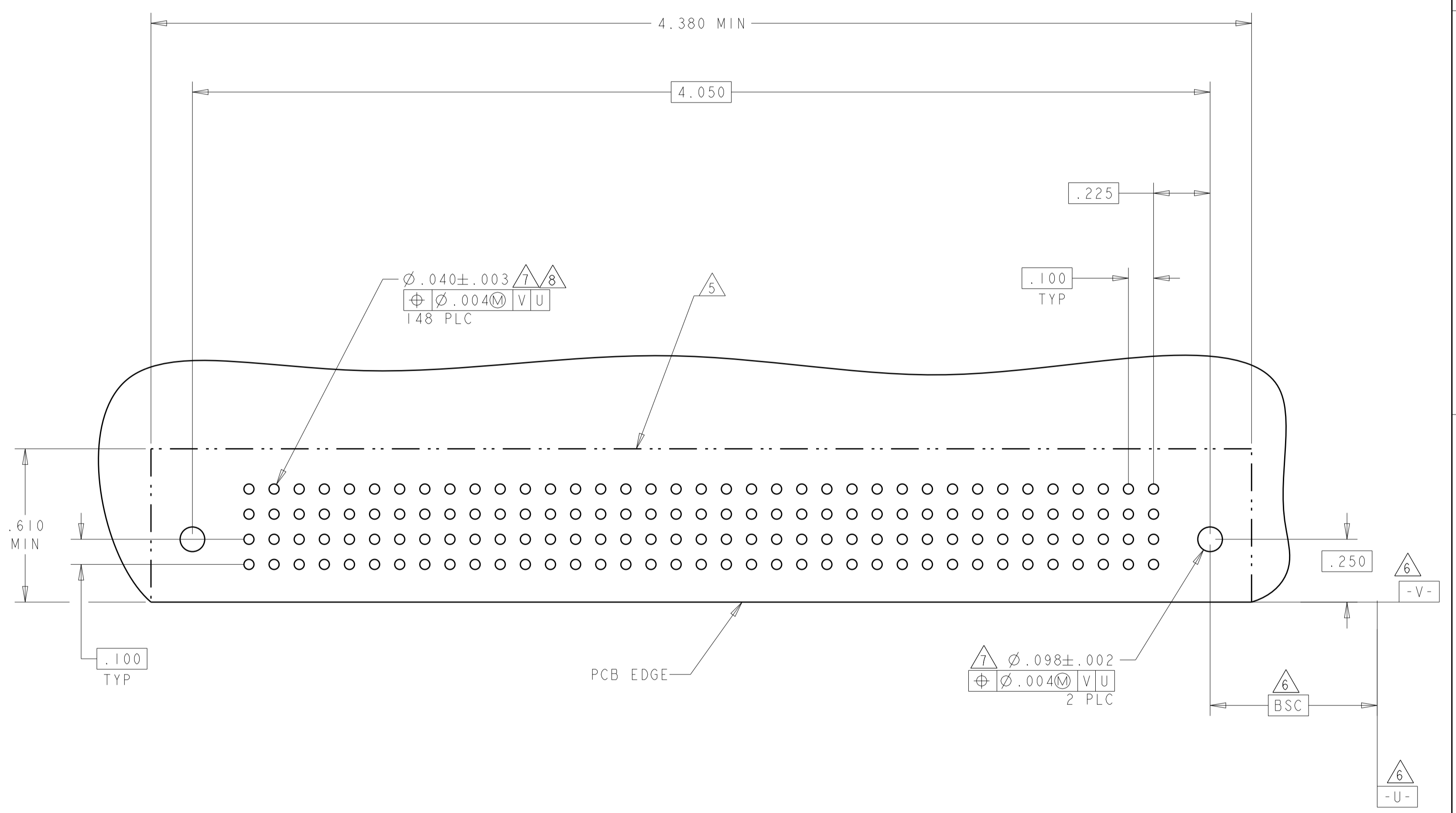
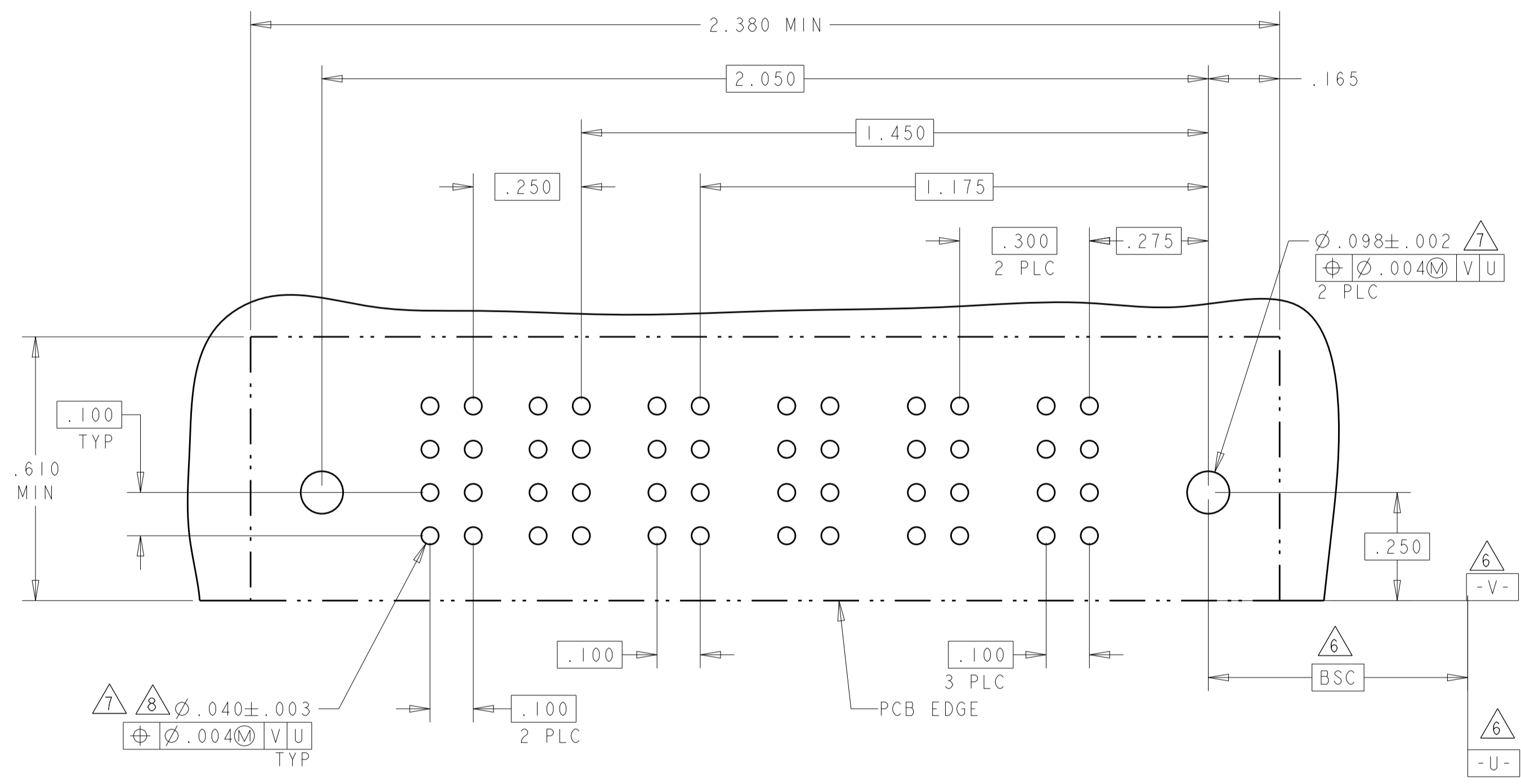
DIMENSIONS:	TOLERANCES UNLESS OTHERWISE SPECIFIED:	OWN: R. GRZYBOWSKI 21FEB05	CHK: M. PERCHERKE 21FEB05	APVD: M. PERCHERKE 21FEB05	NAME: RIGHT ANGLE RECEPTACLE ASSEMBLY WITH GUIDES MULTI-BEAM XL
INCHES	0 PLC ±.01 1 PLC ±.01 2 PLC ±.01 3 PLC ±.005 4 PLC ±.002	PRODUCT SPEC: 108-1973	APPLICATION SPEC: 114-13038	WEIGHT: -	RESTRICTED TO: -
MATERIAL:	FINISH: #2	SIZE: A100779	CAGE CODE: C=6450160	SCALE: 3:1	SHEET 14 OF 16
Customer Drawing		REV: G1			

4805 (3/11)

LOC		DIST		REVISIONS				
GP	00	P	LTN	DESCRIPTION	DATE	DWN	APVD	
-	-	-	-	SEE SHEET 1	-	-	-	

PART NUMBER	ROWS		POWER		SIGNAL		POWER			
			P5	P4	2	1	P3	P2	P1	
2-6450160-7	D C B A	HD	RM	RM	H	H	RM	RM	RM	HD
					G	G				
					F	F				
					E	E				
3ACP + 8S + 2P										

PART NUMBER	ROWS		SIGNAL																																					
			37	36	35	34	33	32	31	30	29	28	27	26	25	24	23	22	21	20	19	18	17	16	15	14	13	12	11	10	9	8	7	6	5	4	3	2	1	
4-6450160-6	D C B A	HD	H	H	H	H	H	H	H	H	H	H	H	H	H	H	H	H	H	H	H	H	H	H	H	H	H	H	H	H	H	H	H	H	H	H	H	H	H	
			G	G	G	G	G	G	G	G	G	G	G	G	G	G	G	G	G	G	G	G	G	G	G	G	G	G	G	G	G	G	G	G	G	G	G	G	G	G
			F	F	F	F	F	F	F	F	F	F	F	F	F	F	F	F	F	F	F	F	F	F	F	F	F	F	F	F	F	F	F	F	F	F	F	F	F	F
			E	E	E	E	E	E	E	E	E	E	E	E	E	E	E	E	E	E	E	E	E	E	E	E	E	E	E	E	E	E	E	E	E	E	E	E	E	E
148S																																								



THIS DRAWING IS A CONTROLLED DOCUMENT.

DIMENSIONS: INCHES	TOLERANCES UNLESS OTHERWISE SPECIFIED:	0 PLC ±	1 PLC ±.01	2 PLC ±.01	3 PLC ±.005	4 PLC ±.002	ANGLES ±.2°
-----------------------	--	---------	------------	------------	-------------	-------------	-------------

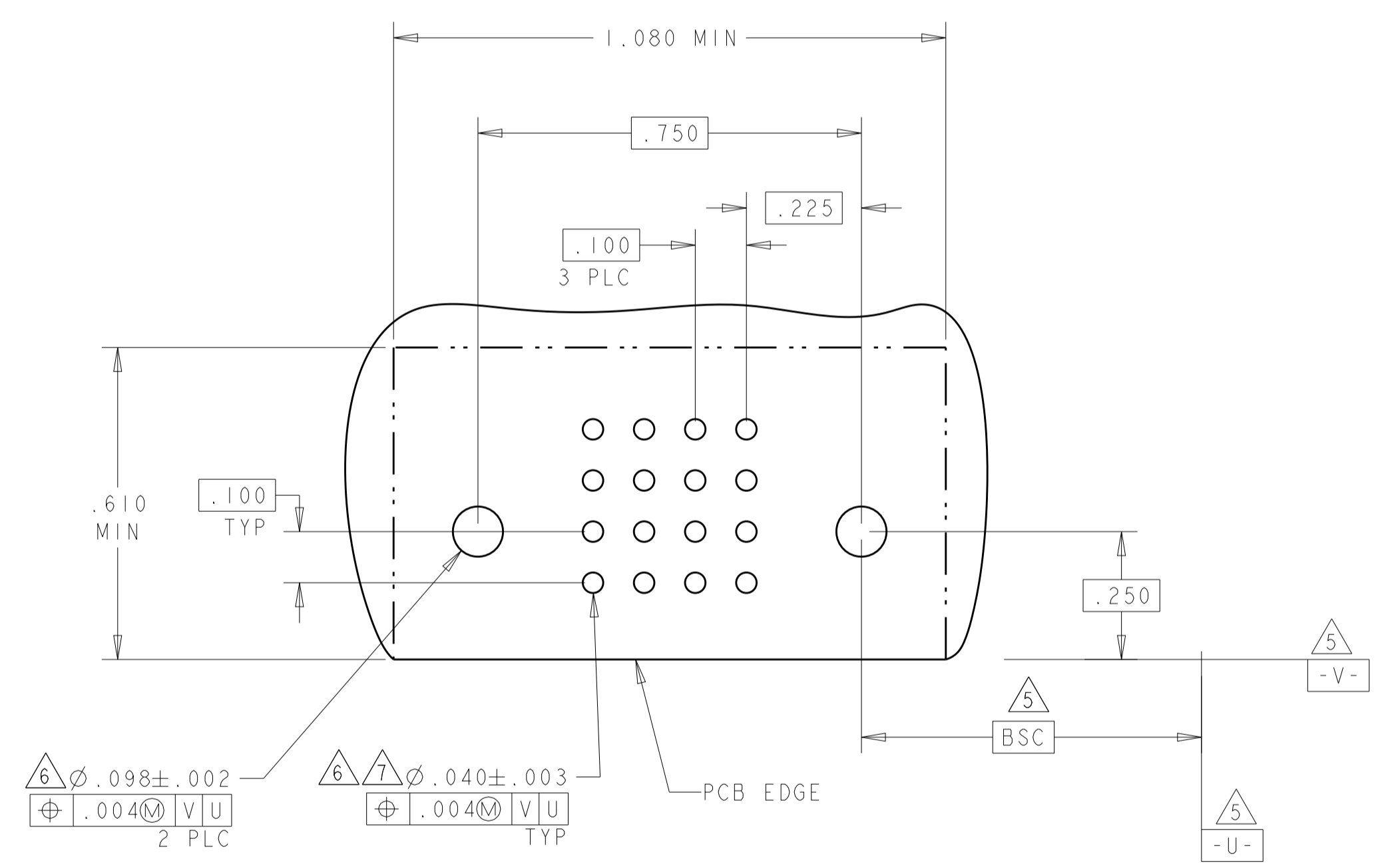
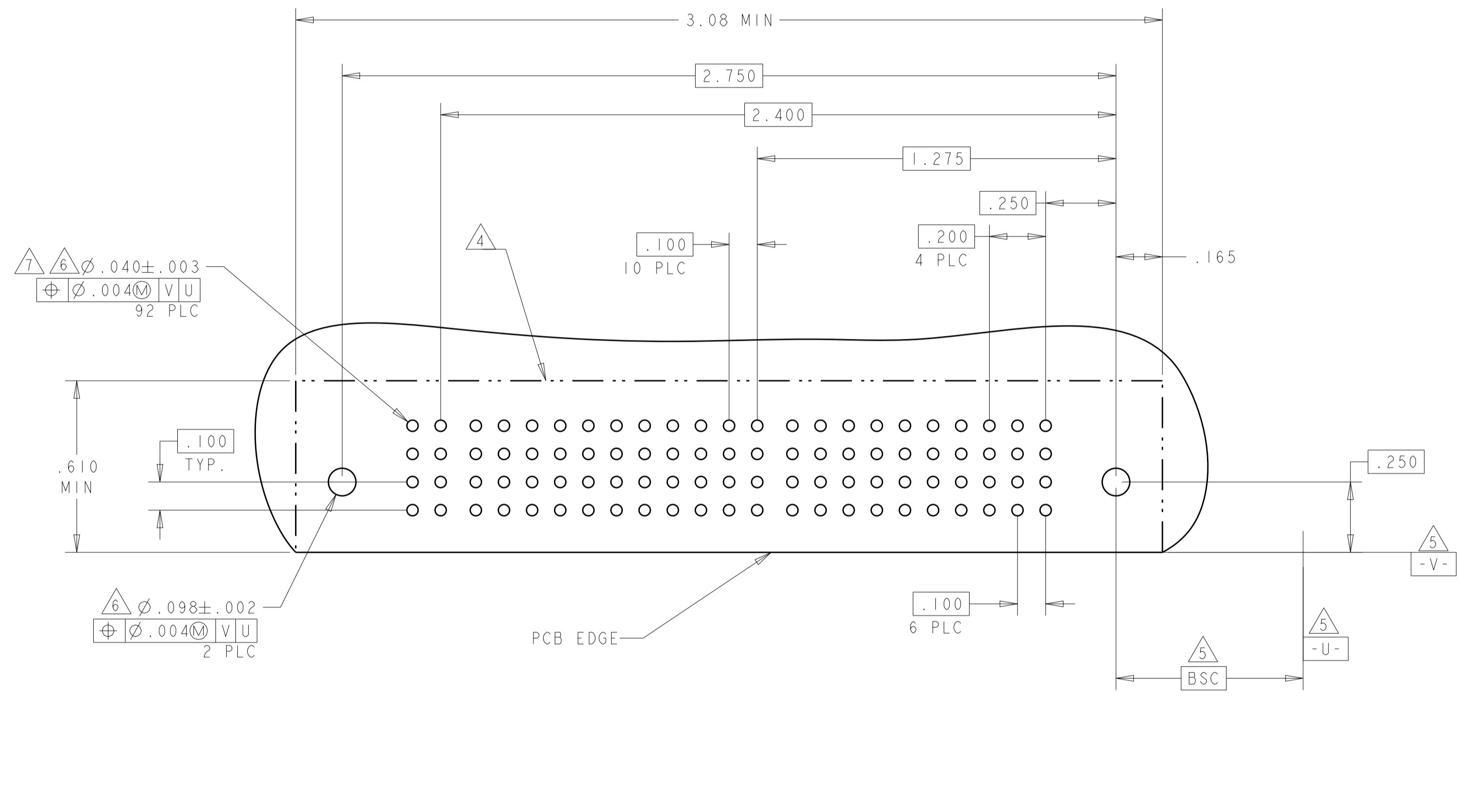
DWN: R. GRZYBOWSKI	ZIFEB05	CHK: M. PERCHERKE	ZIFEB05	APVD: M. PERCHERKE	ZIFEB05
PRODUCT SPEC			NAME: RIGHT ANGLE RECEPTACLE ASSEMBLY WITH GUIDES MULTI-BEAM XL		
APPLICATION SPEC			SIZE: CAGE CODE DRAWING NO		
114-13038			RESTRICTED TO		
WEIGHT			A100779C=6450160		
Customer Drawing			SCALE: 3:1 SHEET 15 OF 16 REV: G1		

4805 (3/11)

LOC	DIST	REVISIONS			
P	LTN	DESCRIPTION	DATE	OWN	APVD
-	-	SEE SHEET 1	-	-	-

PART NUMBER	ROWS	POWER										SIGNAL										POWER				
		P6	I	I	I	0	9	8	7	6	5	4	3	2	1	P5	P4	P3	P2	P1						
4-6450160-8	D C B A	RM															RM					RM				
		H															H					H				
		G															G					G				
		F															F					F				
5P + 44S + IP		HD		HD		HD		HD		HD		HD		HD		HD		HD		HD		HD				

PART NUMBER	ROWS	SIGNAL			
		4	3	2	1
4-6450160-9	D	H	H	H	H
	C	G	G	G	G
	B	F	F	F	F
	A	E	E	E	E
16S		HD		HD	



THIS DRAWING IS A CONTROLLED DOCUMENT.

DIMENSIONS: INCHES

TOLERANCES UNLESS OTHERWISE SPECIFIED:

0 PLC	±
1 PLC	±.01
2 PLC	±.005
3 PLC	±.002
4 PLC	±.002
ANGLES	±.2°

MATERIAL FINISH

OWN: R. GRZYBOWSKI / Z1FEB05
 CHK: M. PERCHERKE / Z1FEB05
 APVD: M. PERCHERKE / Z1FEB05

NAME: RIGHT ANGLE RECEPTACLE ASSEMBLY WITH GUIDES MULTI-BEAM XL

SIZE: A1 / CAGE CODE: 6450160 / DRAWING NO: 114-13038

RESTRICTED TO: -

Customer Drawing / SCALE: 3:1 / SHEET: 16 OF 16 / REV: G1

STE TE Connectivity



Компания «ЭлектроПласт» предлагает заключение долгосрочных отношений при поставках импортных электронных компонентов на взаимовыгодных условиях!

Наши преимущества:

- Оперативные поставки широкого спектра электронных компонентов отечественного и импортного производства напрямую от производителей и с крупнейших мировых складов;
- Поставка более 17-ти миллионов наименований электронных компонентов;
- Поставка сложных, дефицитных, либо снятых с производства позиций;
- Оперативные сроки поставки под заказ (от 5 рабочих дней);
- Экспресс доставка в любую точку России;
- Техническая поддержка проекта, помощь в подборе аналогов, поставка прототипов;
- Система менеджмента качества сертифицирована по Международному стандарту ISO 9001;
- Лицензия ФСБ на осуществление работ с использованием сведений, составляющих государственную тайну;
- Поставка специализированных компонентов (Xilinx, Altera, Analog Devices, Intersil, Interpoint, Microsemi, Aeroflex, Peregrine, Syfer, Eurofarad, Texas Instrument, Miteq, Cobham, E2V, MA-COM, Hittite, Mini-Circuits, General Dynamics и др.);

Помимо этого, одним из направлений компании «ЭлектроПласт» является направление «Источники питания». Мы предлагаем Вам помощь Конструкторского отдела:

- Подбор оптимального решения, техническое обоснование при выборе компонента;
- Подбор аналогов;
- Консультации по применению компонента;
- Поставка образцов и прототипов;
- Техническая поддержка проекта;
- Защита от снятия компонента с производства.



Как с нами связаться

Телефон: 8 (812) 309 58 32 (многоканальный)

Факс: 8 (812) 320-02-42

Электронная почта: org@eplast1.ru

Адрес: 198099, г. Санкт-Петербург, ул. Калинина, дом 2, корпус 4, литера А.