

MULTI-CON-X® FIELD INSTALLABLE CONNECTORS



Cable Pin
3X8X-XPB-XXX
Matching Mates:

- Cable-Cable
5X8X-XSG-XXX
- Panel
4XXX-XSG-XXX



Panel Mount
4X8X-XXG-XXX
Matching Mates:

- Cable Pin
3X8X-XPB-XXX
- Cable Socket
3X8X-XSG-XXX



P/C Tail Panel Mount
4XXX-XXG-XXX
Matching Mates:

- Cable Pin
3X8X-XPB-XXX
- Cable Socket
3X8X-XSG-XXX



Cable Socket
3X8X-XSG-XXX
Matching Mates:

- Cable-Cable
5X8X-XPB-XXX
- Panel
4XXX-XPB-XXX



Cable to Cable
5X8X-XXG-XXX
Matching Mates:


- Cable Pin
3X8X-XPB-XXX
- Cable Socket
3X8X-XSG-XXX



Mechanical Back Shell
(Style #5)



Square Flange Adapter
4296



Square Flange Gasket
4297



Dust Cap
4295



Winged Coupling Ring
W/4482

Molded Cable Assemblies (See pages 3 & 26)



Cable End



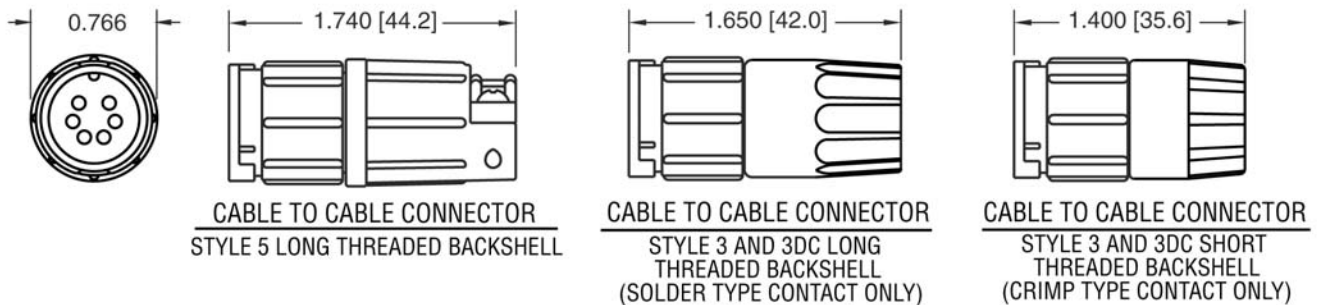
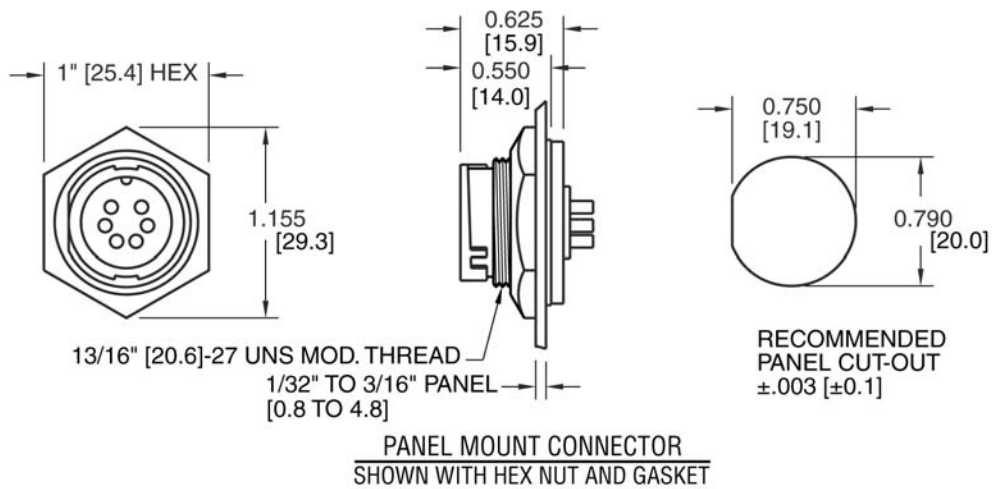
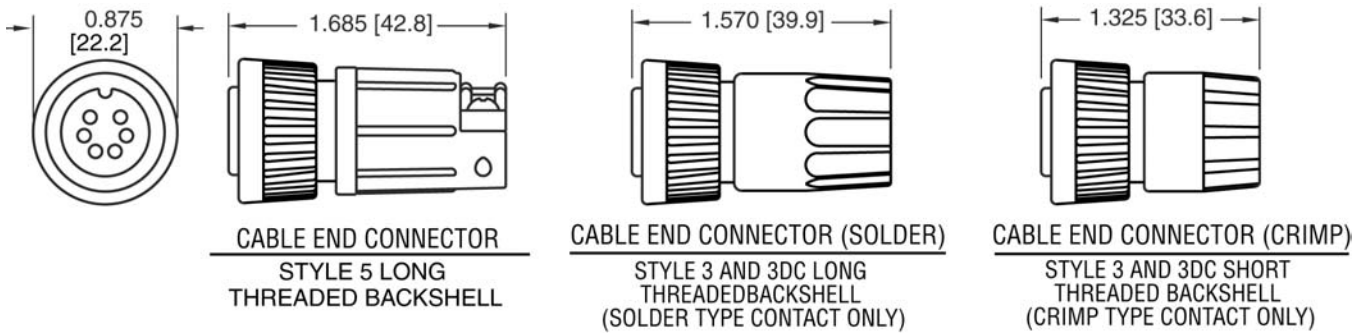
Cable to Cable



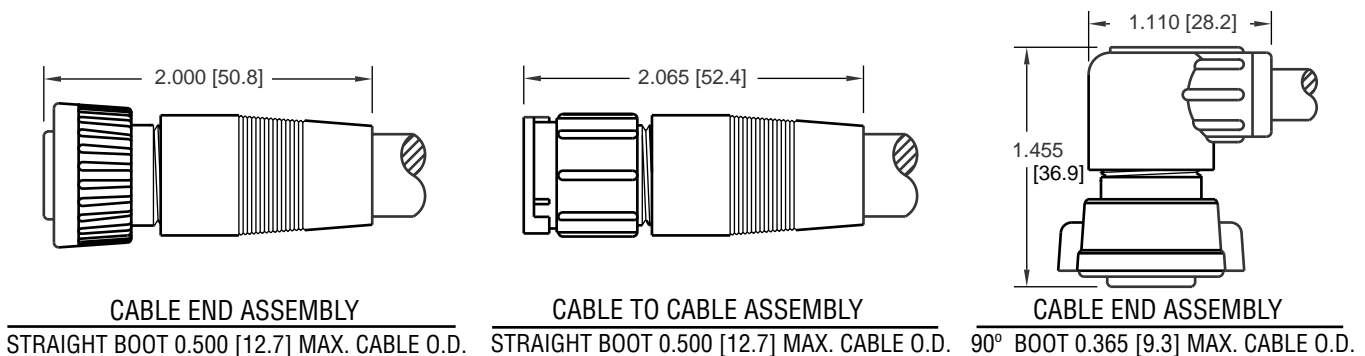
Right Angle

MULTI-CON-X® FIELD INSTALLABLE CONNECTORS

Dimensions



Molded Cable Assemblies (See pages 3 & 26)



MULTI-CON-X[®] FIELD INSTALLABLE CONNECTORS

Part Number to Order

X X XX-X XG-XXX

Connector Type: _____

- 3 - Cable End
- 4 - Panel Mount
- 5 - Cable to Cable

Contact Size: _____

- 1 - #12 (2-4 Contacts)
- 2 - #20 (4-9 Contacts)
- 3 - #16 (4-6 Contacts)

Contact Style: _____

- 80 - Crimp (Supplied loose)
- 81 - P/C Tail .187" (4.7) (Supplied assembled)
- 82 - Solder Cup (Supplied assembled)
- 91 - P/C Tail .280" (7.1) (Supplied assembled)*
- 92 - P/C Tail .335" (8.5) (Supplied assembled)*

Number of Contacts: _____

- 2, 3, 4, 5, 6, 7, 8 & 9

Type of Contact: _____

- P - Pin
- S - Socket

Contact Plating: _____

- G - Gold over Nickel (Standard)

EMI/RFI shielded assemblies available - consult factory.

*Available in #20 size contact only.

Consult factory for optional threaded coupling.

Consult factory for your custom design cable assemblies and connectors. (See pages 3 & 26)

Grommet Code -

Cable O.D. Range:

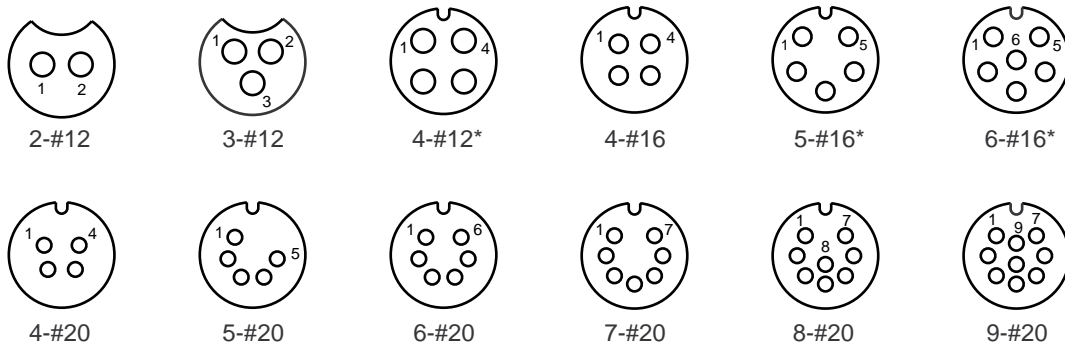
- 15 - .15 - .17 (3.8-4.3)
- 18 - .18 - .20 (4.6-5.1)
- 21 - .21 - .23 (5.3-5.8)
- 24 - .24 - .27 (6.1-6.8)
- 28 - .24 - .28 (7.1-7.4)
- 30 - .30 - .32 (7.6-8.1)

Back Shell Style
3 or 5

Back Shell Style:

- 3 - Weathertight grommet grip/seal & (1) interfacial "O" ring.
- 3DC - Daisy chain grommet with 3 I.D.s (.125, .188 & .250)
- 5 - Mechanical screw-down cable clamp with grommet seal.
- 300 - Panel mount with hex nut & gasket.
- 3ES - 300 with Epoxy (Panel Mount Only)

Contact Arrangements



Contact arrangements shown are wiring view of cable end pins/sockets.

Key/keyway shown for orientation only.

*Available in connector types: cable end socket, panel mount pin, and cable to cable pin styles only.

MULTI-CON-X[®] FIELD INSTALLABLE CONNECTORS

Specifications

Typical Specifications

| | |
|-------------------------------|--|
| Manufacturers Identifications | Multi-Con-X [®] |
| Description | Field Installable Connector & Custom Cable Assemblies |
| Rating | 1.95 thru 23.0A, 600V |
| Conductor Size | #12 Contacts, 12 thru 14 AWG #16 Contacts, 16 thru 18 AWG #20 Contacts, 20 thru 24 AWG |
| Configuration | 2 thru 4 #12 Contacts 4 thru 6 #16 Contacts 4 thru 9 #20 Contacts |
| Certification | UL Recognized File #E138878 - 250V CSA Certified File #LR89277 - 600V |

Material Specifications

Cable Pin/Socket

| | |
|----------------------|--|
| Backshell (Threaded) | Nylon, UL Recognized, Black (Style #3) |
| Grommet | Santoprene Rubber, Black |
| Coupling Ring | Nylon, UL Recognized, Black |
| Contacts | Brass, Gold over Nickel |
| Connector Body | Nylon, UL Recognized, Black |
| O-Ring | Nitrile Rubber, Black |
| Sleeve | Nylon, UL Recognized, Black |

Cable to Cable

| | |
|----------------------|--|
| Backshell (Threaded) | Nylon, UL Recognized, Black (Style #3) |
| Grommet | Santoprene, Rubber, Black |
| Contacts | Brass, Gold over Nickel |
| Connector Body | Nylon, UL Recognized, Black |

Optional

| | |
|---------------------------------|---|
| Long Backshell (Threaded) | Nylon, UL Recognized, Black (Style #3 with solder contacts) |
| Winged Coupling Ring | Nylon, UL Recognized, Black (W/4482) |
| Mechanical Backshell (Threaded) | Nylon, UL Recognized, Black (Style #5) |
| - Strap | Nylon, UL Recognized, Black |
| - Screws | Cadmium Plated |

Panel Mount

| | |
|------------|-----------------------------|
| Contacts | Brass, Gold over Nickel |
| Panel Body | Nylon, UL Recognized, Black |
| Gasket | Nitrile Rubber, Black |
| Hex Nut | Nylon, UL Recognized, Black |

Optional

| | |
|------------------------------|---|
| Dust Cap | Santoprene Rubber, Black (Part No. 4295) |
| Square Flange Adapter | Nylon, UL Recognized, Black (Part No. 4296) |
| Square Flange Adapter Gasket | Nitrile Rubber, Black (Part No. 4297) |

Mechanical Specifications

| | |
|----------------|--|
| Durability | Minimum 300 mate/unmate cycles without mechanical or electrical failure |
| Vibration | Coupling rings have overriding locking feature to prevent loosening or separation of connector |
| Hex Nut Torque | All series hex nut to withstand 10-12 inch/lb tightening torque |

Electrical Specifications

| | |
|---------|---|
| Voltage | 600 V |
| Current | See Electrical Current Rating Chart (Page 27) |

Environmental Specifications

| | |
|--------------------|---|
| Temperature Rating | -55°C to +125°C (-67°F to +257°F) |
| Corrosion | 300 Hr salt spray contacts |
| Weatheright | Consult factory with specific application |

Molded Cable Assemblies

| | |
|------------|---|
| Watertight | (See Pages 3 & 26) NEMA 6P, 13: IEC IP67 |
|------------|---|



Компания «ЭлектроПласт» предлагает заключение долгосрочных отношений при поставках импортных электронных компонентов на взаимовыгодных условиях!

Наши преимущества:

- Оперативные поставки широкого спектра электронных компонентов отечественного и импортного производства напрямую от производителей и с крупнейших мировых складов;
- Поставка более 17-ти миллионов наименований электронных компонентов;
- Поставка сложных, дефицитных, либо снятых с производства позиций;
- Оперативные сроки поставки под заказ (от 5 рабочих дней);
- Экспресс доставка в любую точку России;
- Техническая поддержка проекта, помощь в подборе аналогов, поставка прототипов;
- Система менеджмента качества сертифицирована по Международному стандарту ISO 9001;
- Лицензия ФСБ на осуществление работ с использованием сведений, составляющих государственную тайну;
- Поставка специализированных компонентов (Xilinx, Altera, Analog Devices, Intersil, Interpoint, Microsemi, Aeroflex, Peregrine, Syfer, Eurofarad, Texas Instrument, Miteq, Cobham, E2V, MA-COM, Hittite, Mini-Circuits, General Dynamics и др.);

Помимо этого, одним из направлений компании «ЭлектроПласт» является направление «Источники питания». Мы предлагаем Вам помощь Конструкторского отдела:

- Подбор оптимального решения, техническое обоснование при выборе компонента;
- Подбор аналогов;
- Консультации по применению компонента;
- Поставка образцов и прототипов;
- Техническая поддержка проекта;
- Защита от снятия компонента с производства.



Как с нами связаться

Телефон: 8 (812) 309 58 32 (многоканальный)

Факс: 8 (812) 320-02-42

Электронная почта: org@eplast1.ru

Адрес: 198099, г. Санкт-Петербург, ул. Калинина, дом 2, корпус 4, литера А.