

MB05S THRU MB10S

Features

- Glass Passivated Diode Construction
- High Temperature Soldering Guaranteed:260°C/10 Second
- Saves Space On Printed Circuit Board
- Halogen free available upon request by adding suffix "-HF"
- Epoxy meets UL 94 V-0 flammability rating
- Moisture Sensitivity Level 1
- Lead Free Finish/Rohs Compliant (Note1) ("P" Suffix designates Compliant. See ordering information)

Mechanical Data

- Terminals: Plated leads Solderable per MIL-STD-750, Method 2026
- UL Recognized File # E165989

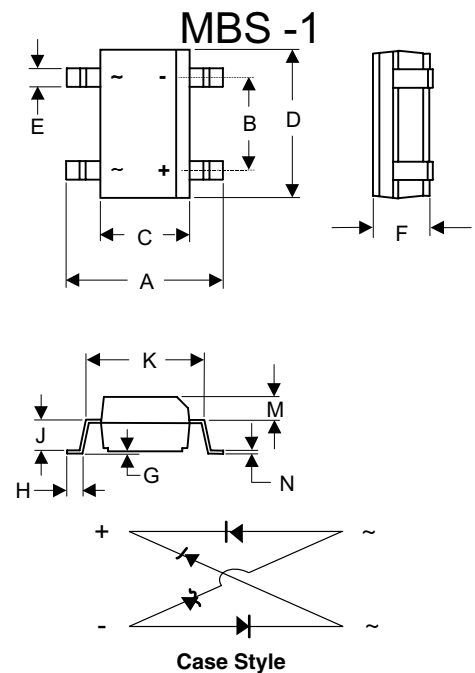
MCC Part Number	Device Marking	Maximum Recurrent Peak Reverse Voltage	Maximum RMS Voltage	Maximum DC Blocking Voltage
MB05S	MB05S	50V	35V	50V
MB1S	MB1S	100V	70V	100V
MB2S	MB2S	200V	140V	200V
MB4S	MB4S	400V	280V	400V
MB6S	MB6S	600V	420V	600V
MB8S	MB8S	800V	480V	800V
MB10S	MB10S	1000V	700V	1000V

Electrical Characteristics @ 25°C Unless Otherwise Specified

Average Forward Current	$I_{F(AV)}$	0.5 A ⁽²⁾ 0.8 A ⁽³⁾	See Fig.1
Peak Forward Surge Current	I_{FSM}	35A	8.3ms, half sine
Maximum Instantaneous Forward Voltage	V_F	1.0V	$I_{FM} = 0.4A$; $T_A = 25^{\circ}C$
Maximum DC Reverse Current At Rated DC Blocking Voltage	I_R	5uA 100uA	$T_A = 25^{\circ}C$ $T_A = 125^{\circ}C$
Typical Thermal Resistance	R_{thJA} R_{thJA} R_{thJL}	85°C/W ⁽²⁾ 70°C/W ⁽³⁾ 20°C/W ⁽²⁾	per leg
Typical Junction Capacitance	C_J	13pF	Measured at 1.0MHz, $V_R=4.0V$
Rating For Fusing	I^2t	5.0A ² s	t<8.30ms
Operating Junction and Storage Temperature Range	T_J T_{STG}	-55to+150 °C	

- Notes:
1. High Temperature Solder Exemption Applied, see EU Directive Annex Notes 7
 2. On glass epoxy P.C.B. mounted on 0.05 x 0.05"(1.3 x 1.3mm) pads
 3. On aluminum substrate P.C.B. with an area of 0.8" x 0.8"(20 x 20mm) mounted on 0.05 x 0.05"(1.3 x 1.3mm) solder pad

0.5 Amp Single Phase Glass Passivated Bridge Rectifier 50 to 1000 Volts



DIM	DIMENSIONS				NOTE
	INCHES		MM		
A	.252	.272	6.40	6.90	
B	.095	.106	2.41	2.70	
C	.150	.165	3.80	4.20	
D	.179	.195	4.55	4.95	
E	.019	.031	0.50	0.80	
F	.090	.106	2.30	2.70	
G	.004	.008	0.10	0.20	
H	.027	.043	0.70	1.10	
J	.058	.062	1.47	1.57	
K	.195	.205	4.95	5.21	
M	.039	.049	0.99	1.24	
N	.006	.016	0.15	0.41	

Mounting Pad Layout

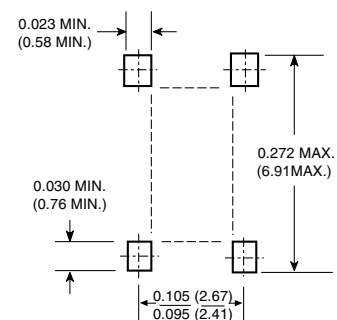


Figure 1. Derating Curve for Output Rectified Current

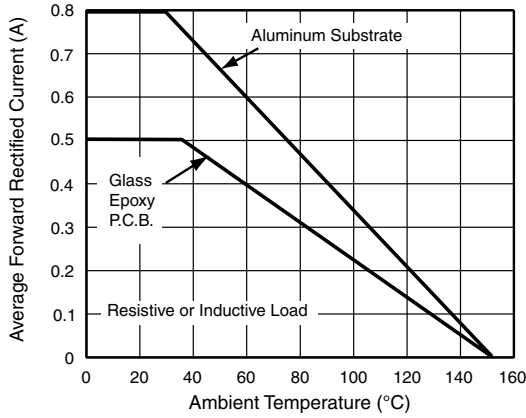
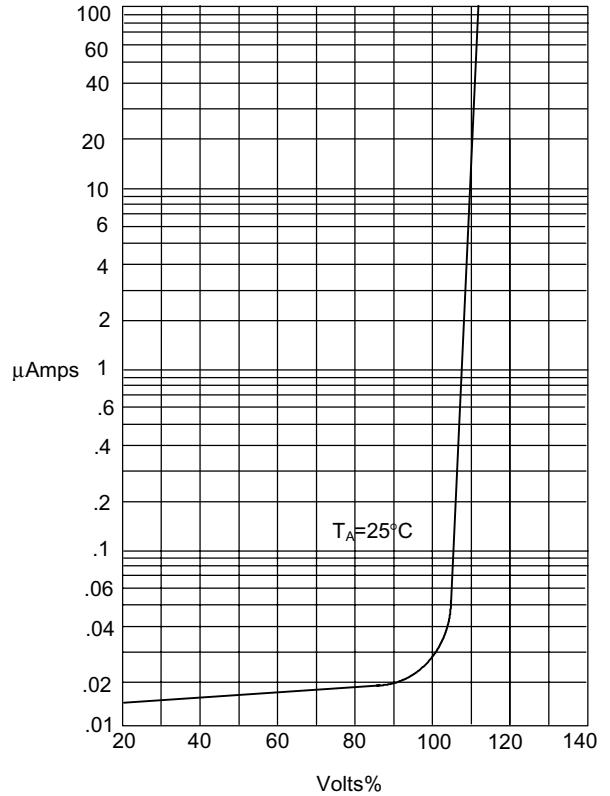
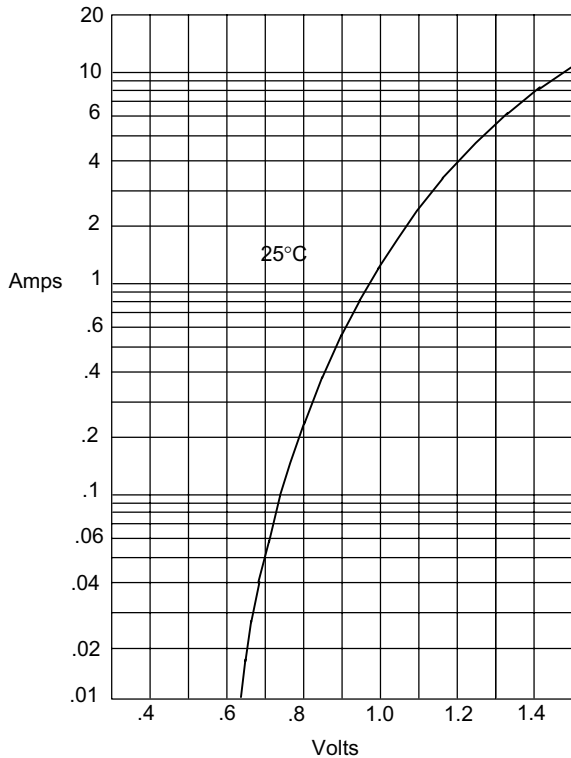


Figure 2
Typical Reverse Characteristics



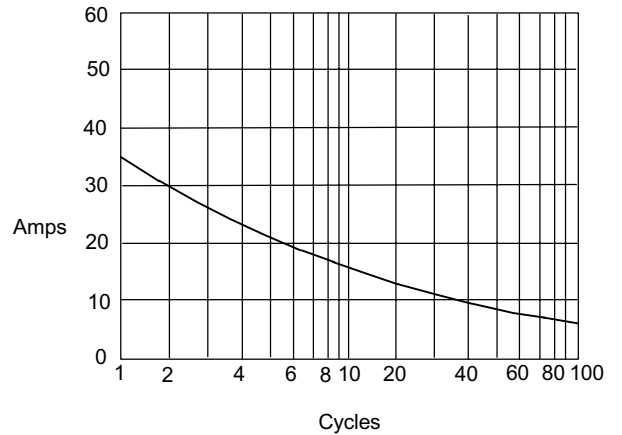
Instantaneous Reverse Leakage Current - MicroAmperes versus Percent Of Rated Peak Reverse Voltage - Volts%

Figure 3
Typical Forward Characteristics



Instantaneous Forward Current - Amperes versus Instantaneous Forward Voltage - Volts

Figure 5
Peak Forward Surge Current



Peak Forward Surge Current - Amperes versus Number Of Cycles At 50Hz - Cycles



Micro Commercial Components

Ordering Information

Device	Packing
(Part Number)-TP	Tape&Reel;3Kpcs/Reel

Note : Adding "-HF" suffix for halogen free, eg. Part Number-TP-HF

IMPORTANT NOTICE

Micro Commercial Components Corp. reserves the right to make changes without further notice to any product herein to make corrections, modifications, enhancements, improvements, or other changes. **Micro Commercial Components Corp.** does not assume any liability arising out of the application or use of any product described herein; neither does it convey any license under its patent rights, nor the rights of others. The user of products in such applications shall assume all risks of such use and will agree to hold **Micro Commercial Components Corp.** and all the companies whose products are represented on our website, harmless against all damages.

LIFE SUPPORT

MCC's products are not authorized for use as critical components in life support devices or systems without the express written approval of Micro Commercial Components Corporation.

CUSTOMER AWARENESS

Counterfeiting of semiconductor parts is a growing problem in the industry. Micro Commercial Components (MCC) is taking strong measures to protect ourselves and our customers from the proliferation of counterfeit parts. MCC strongly encourages customers to purchase MCC parts either directly from MCC or from Authorized MCC Distributors who are listed by country on our web page cited below. Products customers buy either from MCC directly or from Authorized MCC Distributors are genuine parts, have full traceability, meet MCC's quality standards for handling and storage. **MCC will not provide any warranty coverage or other assistance for parts bought from Unauthorized Sources.** MCC is committed to combat this global problem and encourage our customers to do their part in stopping this practice by buying direct or from authorized distributors.

www.mccsemi.com



Компания «ЭлектроПласт» предлагает заключение долгосрочных отношений при поставках импортных электронных компонентов на взаимовыгодных условиях!

Наши преимущества:

- Оперативные поставки широкого спектра электронных компонентов отечественного и импортного производства напрямую от производителей и с крупнейших мировых складов;
- Поставка более 17-ти миллионов наименований электронных компонентов;
- Поставка сложных, дефицитных, либо снятых с производства позиций;
- Оперативные сроки поставки под заказ (от 5 рабочих дней);
- Экспресс доставка в любую точку России;
- Техническая поддержка проекта, помощь в подборе аналогов, поставка прототипов;
- Система менеджмента качества сертифицирована по Международному стандарту ISO 9001;
- Лицензия ФСБ на осуществление работ с использованием сведений, составляющих государственную тайну;
- Поставка специализированных компонентов (Xilinx, Altera, Analog Devices, Intersil, Interpoint, Microsemi, Aeroflex, Peregrine, Syfer, Eurofarad, Texas Instrument, Miteq, Cobham, E2V, MA-COM, Hittite, Mini-Circuits, General Dynamics и др.);

Помимо этого, одним из направлений компании «ЭлектроПласт» является направление «Источники питания». Мы предлагаем Вам помощь Конструкторского отдела:

- Подбор оптимального решения, техническое обоснование при выборе компонента;
- Подбор аналогов;
- Консультации по применению компонента;
- Поставка образцов и прототипов;
- Техническая поддержка проекта;
- Защита от снятия компонента с производства.



Как с нами связаться

Телефон: 8 (812) 309 58 32 (многоканальный)

Факс: 8 (812) 320-02-42

Электронная почта: org@eplast1.ru

Адрес: 198099, г. Санкт-Петербург, ул. Калинина, дом 2, корпус 4, литера А.