

“ZNR” Transient/Surge Absorbers

Type: D

Series: E-S1



“ZNR” Transient/Surge Absorber, Series E-S1, improves E series products with high capability for absorbing transient overvoltage in a compact size, suitable for surge protection at high temperature.

Features

- Large withstanding surge current capability in compact sizes
- Withstanding surge current at max. 125 °C
- Large “Energy Handling Capability” absorbing transient overvoltages in compact sizes
- Wide range of varistor voltages
- RoHS compliant

Recommended Applications

- Transistor, diode, IC, thyristor or triac semiconductor protection
- Surge protection in consumer electronic equipment
- Surge protection in communication, measuring or controller electronics
- Surge protection in electronic home appliances, gas or petroleum appliances

Applicable Standards

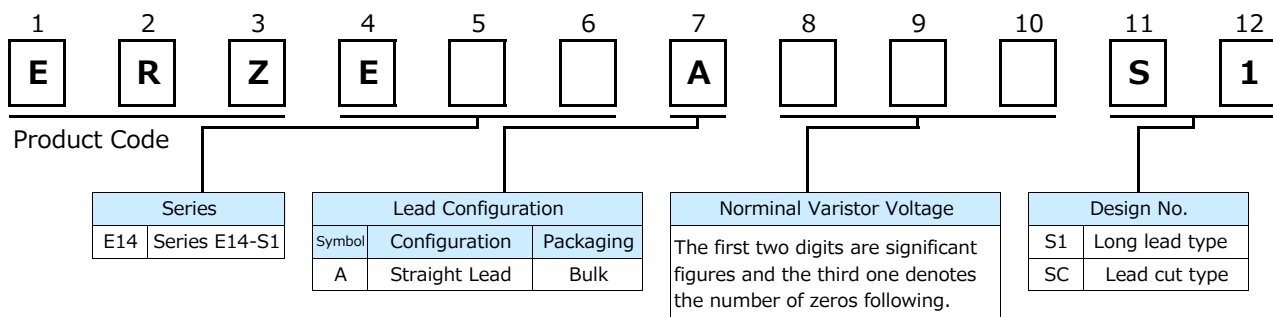
- UL1449 (VZCA2/UL, VZCA8/C-UL)
- VDE IEC61051-1, -2, -2-2, IEC60950-1 Annex.Q, IEC62368-1 G8.2
- CQC (GB/T10193, GB/T10194, GB4943.1, GB8898)

Refer to "Standard Products" , and "Application Note for Safety Standards" , for the details.

As for Handling Precautions and Minimum Quantity / Packing Unit

Please see Related Information

Explanation of Part Numbers



Reference Guide to Standard Products

| Part No. | Applicable Standards | | Varistor Voltage at 1 mA (V) | Maximum Allowable Voltage | | Clamping Voltage at 8/20 μ s | | Maximum Peak Current at 8/20 μ s (A) | | | Recommended Applications |
|--------------|----------------------|-----------|------------------------------|---------------------------|--------|----------------------------------|--------|--|--------------|---------------|---|
| | Type Name | Approvals | | ACrms (V) | DC (V) | max. (V) | Ip (A) | 85°C 1 time | 125°C 1 time | 125°C 2 times | |
| ERZE14A201S1 | E14201 | ○☆★◇◆ | 200 (185 to 225) | 130 | 170 | 340 | 100 | 10000 | 7500 | 6500 | AC 100 V Line-Line Applications |
| ERZE14A221S1 | E14221 | ○☆★◇◆ | 220 (198 to 242) | 140 | 180 | 360 | 100 | 10000 | 7500 | 6500 | |
| ERZE14A241S1 | E14241 | ○☆★◇◆ | 240 (216 to 264) | 150 | 200 | 395 | 100 | 10000 | 7500 | 6500 | AC 100 V to 120 V Line-Line Applications |
| ERZE14A271S1 | E14271 | ○☆★◇◆ | 270 (247 to 303) | 175 | 225 | 455 | 100 | 10000 | 7500 | 6500 | |
| ERZE14A331S1 | E14331 | ○☆★◇◆ | 330 (297 to 363) | 210 | 270 | 545 | 100 | 10000 | 7500 | 6500 | AC 100 V to 120 V Line-Line Applications |
| ERZE14A361S1 | E14361 | ○☆★◇◆ | 360 (324 to 396) | 230 | 300 | 595 | 100 | 10000 | 7500 | 6500 | |
| ERZE14A391S1 | E14391 | ○☆★◇◆ | 390 (351 to 429) | 250 | 320 | 650 | 100 | 10000 | 7500 | 6500 | Telephone Line Applications, (For DC 250 V Insulation Resistance Test) |
| ERZE14A431S1 | E14431 | ○☆★◇◆ | 430 (387 to 473) | 275 | 350 | 710 | 100 | 10000 | 7500 | 6500 | AC 100 V to 220 V Line-Line and Line-Ground Applications |
| ERZE14A471S1 | E14471 | ○☆★◇◆ | 470 (423 to 517) | 300 | 385 | 775 | 100 | 10000 | 7500 | 6500 | |
| ERZE14A511S1 | E14511 | ○☆★◇◆ | 510 (459 to 561) | 320 | 410 | 845 | 100 | 10000 | 7500 | 6500 | AC 100 V to 240 V Line-Line and Line-Ground Applications |
| ERZE14A561S1 | E14561 | ○☆★◇◆ | 560 (504 to 616) | 350 | 450 | 930 | 100 | 10000 | 7500 | 6500 | |
| ERZE14A621S1 | E14621 | ○☆★◇◆ | 620 (558 to 682) | 385 | 505 | 1025 | 100 | 7500 | 7500 | 6500 | |
| ERZE14A681S1 | E14681 | ○☆★◇◆ | 680 (612 to 748) | 420 | 560 | 1120 | 100 | 7500 | 7500 | 6500 | |
| ERZE14A751S1 | E14751 | ○☆★◇◆ | 750 (675 to 825) | 460 | 615 | 1240 | 100 | 7500 | 7500 | 6500 | AC 380 V, Line-Line and Line-Ground Applications (For DC 500 V Insulation Resistance Test) |
| ERZE14A821S1 | E14821 | ○☆★◇◆ | 820 (738 to 902) | 510 | 670 | 1355 | 100 | 7500 | 7500 | 6500 | |
| ERZE14A911S1 | E14911 | ○☆★◇◆ | 910 (819 to 1001) | 550 | 745 | 1500 | 100 | 7500 | 7500 | 6500 | AC 415 V, Line-Line and Line-Ground Applications (For DC 500 V Insulation Resistance Test) |
| ERZE14A102S1 | E14102 | ○☆★◇◆ | 1000 (900 to 1100) | 625 | 825 | 1650 | 100 | 7500 | 7500 | 6500 | AC 480 V, Line-Line and Line-Ground Applications (For DC 500 V Insulation Resistance Test) |
| ERZE14A112S1 | E14112 | ○☆★◇◆ | 1100 (990 to 1210) | 680 | 895 | 1815 | 100 | 7500 | 7500 | 6500 | |

Maximum Allowable Voltage and Maximum Peak Current at 8/20 μ s(A) at 125 °C

○ : UL1449 (VZCA2/UL, VZC A8/C-UL), ☆ : VDE (IEC61051-1, -2, -2-2), ★ : VDE (IEC60950-1 Annex.Q, IEC62368-1 G8.2),

◇ : CQC (GB/T10193, GB/T10194), ◆ : CQC (GB4943.1, GB8898)

※Approval number (File No.) of safety regulations are subject to revision without notice. Ask factory for a copy of the latest file No.

Series E14-S1

Ratings and Characteristics

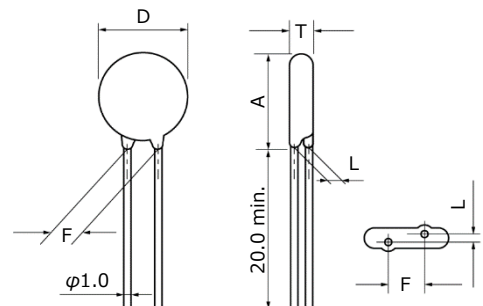
● Operating Temperature Range : -40 to 125 °C ● Storage Temperature Range : -40 to 125 °C

| Part No. | Varistor Voltage | Maximum Allowable Voltage | | Clamping Voltage (max.) *Ip (V) | Rated Power (W) | Maximum Energy | | Maximum Peak Current at 8/20 μs | | | Capacitance (max.) at 1 kHz (pF) |
|--------------|----------------------|---------------------------|--------|---------------------------------|-----------------|----------------|----------|---------------------------------|-------------------|--------------------|----------------------------------|
| | | ACrms (V) | DC (V) | | | 10/1000 μs (J) | 2 ms (J) | 85 °C 1 time (A) | 125 °C 1 time (A) | 125 °C 2 times (A) | |
| | V _{1mA} (V) | | | | | | | | | | |
| ERZE14A201S1 | 200(185 to 225) | 130 | 170 | 340 | 1.0 | 140 | 100 | 10000 | 7500 | 6500 | 1300 |
| ERZE14A221S1 | 220(198 to 242) | 140 | 180 | 360 | 1.0 | 155 | 110 | 10000 | 7500 | 6500 | 1200 |
| ERZE14A241S1 | 240(216 to 264) | 150 | 200 | 395 | 1.0 | 168 | 120 | 10000 | 7500 | 6500 | 1100 |
| ERZE14A271S1 | 270(247 to 303) | 175 | 225 | 455 | 1.0 | 190 | 135 | 10000 | 7500 | 6500 | 1000 |
| ERZE14A331S1 | 330(297 to 363) | 210 | 270 | 545 | 1.0 | 228 | 160 | 10000 | 7500 | 6500 | 900 |
| ERZE14A361S1 | 360(324 to 396) | 230 | 300 | 595 | 1.0 | 255 | 180 | 10000 | 7500 | 6500 | 900 |
| ERZE14A391S1 | 390(351 to 429) | 250 | 320 | 650 | 1.0 | 275 | 195 | 10000 | 7500 | 6500 | 800 |
| ERZE14A431S1 | 430(387 to 473) | 275 | 350 | 710 | 1.0 | 303 | 215 | 10000 | 7500 | 6500 | 800 |
| ERZE14A471S1 | 470(423 to 517) | 300 | 385 | 775 | 1.0 | 350 | 250 | 10000 | 7500 | 6500 | 750 |
| ERZE14A511S1 | 510(459 to 561) | 320 | 410 | 845 | 1.0 | 382 | 273 | 10000 | 7500 | 6500 | 700 |
| ERZE14A561S1 | 560(504 to 616) | 350 | 450 | 930 | 1.0 | 382 | 273 | 10000 | 7500 | 6500 | 700 |
| ERZE14A621S1 | 620(558 to 682) | 385 | 505 | 1025 | 1.0 | 382 | 273 | 7500 | 7500 | 6500 | 650 |
| ERZE14A681S1 | 680(612 to 748) | 420 | 560 | 1120 | 1.0 | 382 | 273 | 7500 | 7500 | 6500 | 600 |
| ERZE14A751S1 | 750(675 to 825) | 460 | 615 | 1240 | 1.0 | 420 | 300 | 7500 | 7500 | 6500 | 530 |
| ERZE14A821S1 | 820(738 to 902) | 510 | 670 | 1355 | 1.0 | 460 | 325 | 7500 | 7500 | 6500 | 500 |
| ERZE14A911S1 | 910(819 to 1001) | 550 | 745 | 1500 | 1.0 | 510 | 360 | 7500 | 7500 | 6500 | 400 |
| ERZE14A102S1 | 1000(900 to 1100) | 625 | 825 | 1650 | 1.0 | 565 | 400 | 7500 | 7500 | 6500 | 400 |
| ERZE14A112S1 | 1100(990 to 1210) | 680 | 895 | 1815 | 1.0 | 620 | 440 | 7500 | 7500 | 6500 | 350 |

*Ip Measuring current of clamping voltage : 100 A

Dimensions in mm (not to scale)

| Part No. | D max. | T max. | W±1.0 | H max. | L±1.0 |
|--------------|--------|--------|-------|--------|-------|
| ERZE14A201S1 | 16.5 | 5.2 | 10.0 | 20.0 | 2.1 |
| ERZE14A221S1 | 16.5 | 5.3 | 10.0 | 20.0 | 2.2 |
| ERZE14A241S1 | 16.5 | 5.4 | 10.0 | 20.0 | 2.3 |
| ERZE14A271S1 | 16.5 | 5.6 | 10.0 | 20.0 | 2.5 |
| ERZE14A331S1 | 16.5 | 5.9 | 10.0 | 20.0 | 2.8 |
| ERZE14A361S1 | 16.5 | 6.1 | 10.0 | 20.0 | 3.0 |
| ERZE14A391S1 | 16.5 | 6.2 | 10.0 | 20.0 | 3.1 |
| ERZE14A431S1 | 16.5 | 6.4 | 10.0 | 20.0 | 3.3 |
| ERZE14A471S1 | 16.5 | 6.6 | 10.0 | 20.0 | 3.5 |
| ERZE14A511S1 | 16.5 | 6.8 | 10.0 | 20.0 | 3.7 |
| ERZE14A561S1 | 16.5 | 7.2 | 10.0 | 20.0 | 4.0 |
| ERZE14A621S1 | 17.5 | 7.5 | 10.0 | 20.5 | 4.4 |
| ERZE14A681S1 | 17.5 | 7.8 | 10.0 | 20.5 | 4.7 |
| ERZE14A751S1 | 17.5 | 8.2 | 10.0 | 20.5 | 5.1 |
| ERZE14A821S1 | 17.5 | 8.5 | 10.0 | 20.5 | 5.4 |
| ERZE14A911S1 | 17.5 | 9.0 | 10.0 | 20.5 | 5.9 |
| ERZE14A102S1 | 17.5 | 9.5 | 10.0 | 20.5 | 6.4 |
| ERZE14A112S1 | 17.5 | 10.1 | 10.0 | 20.5 | 7.2 |



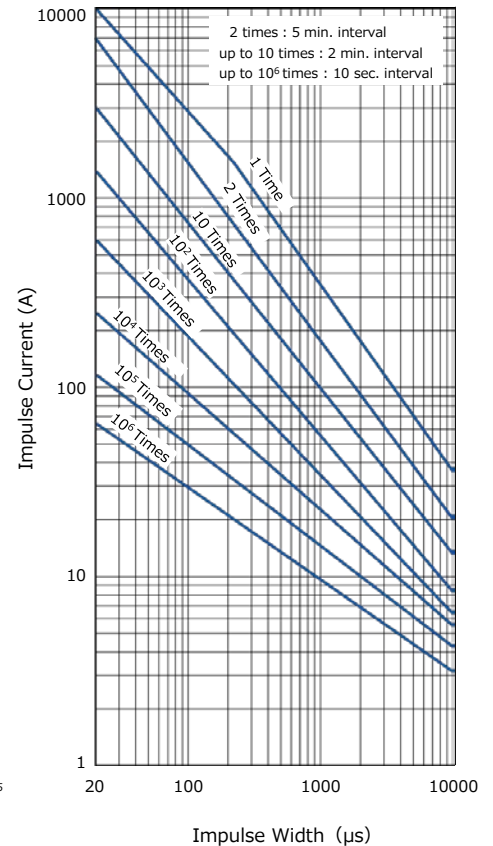
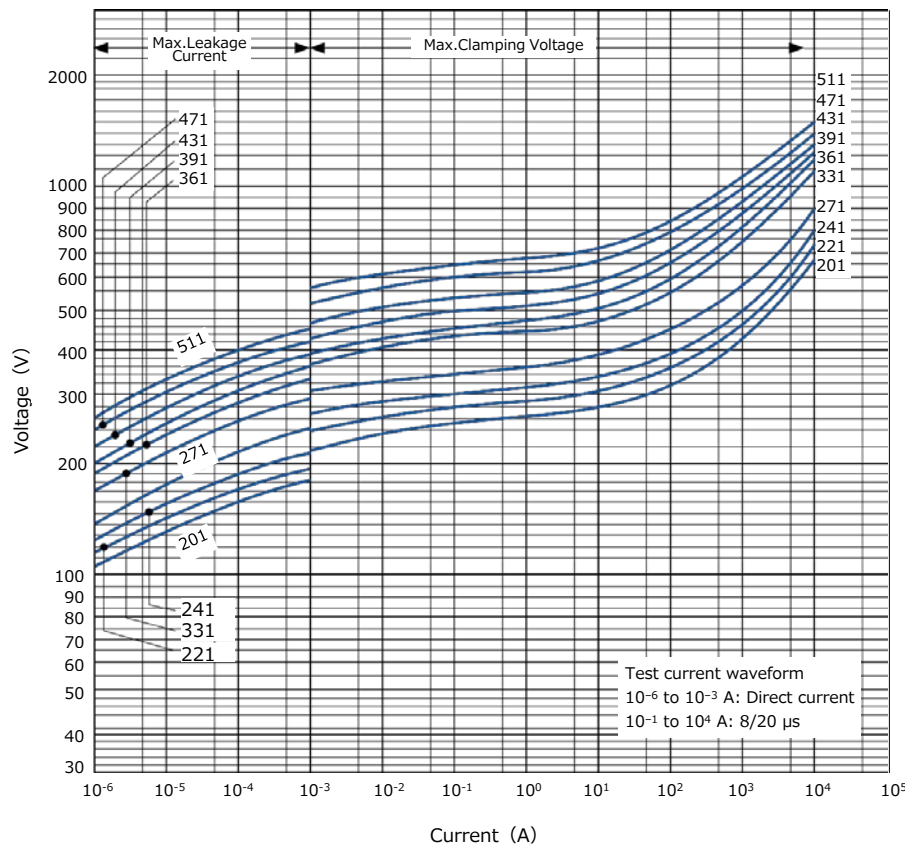
Typical Characteristics

Voltage vs. Current

Impulse Derating (Relation between impulse width and impulse current multiple)

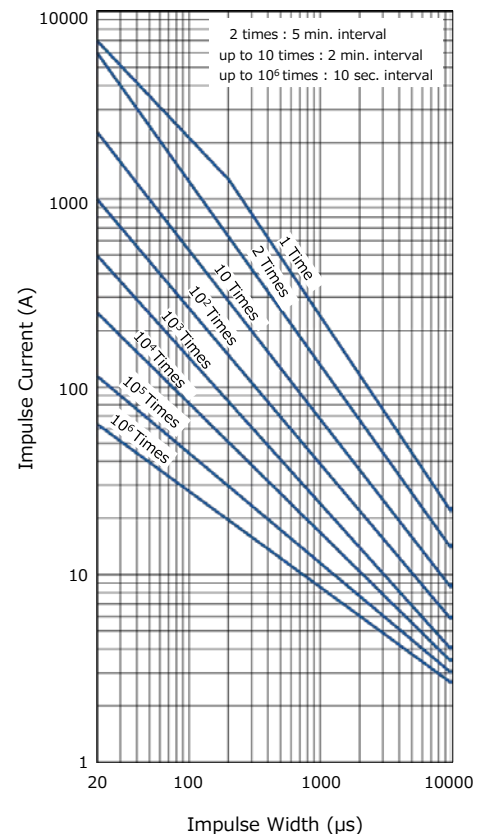
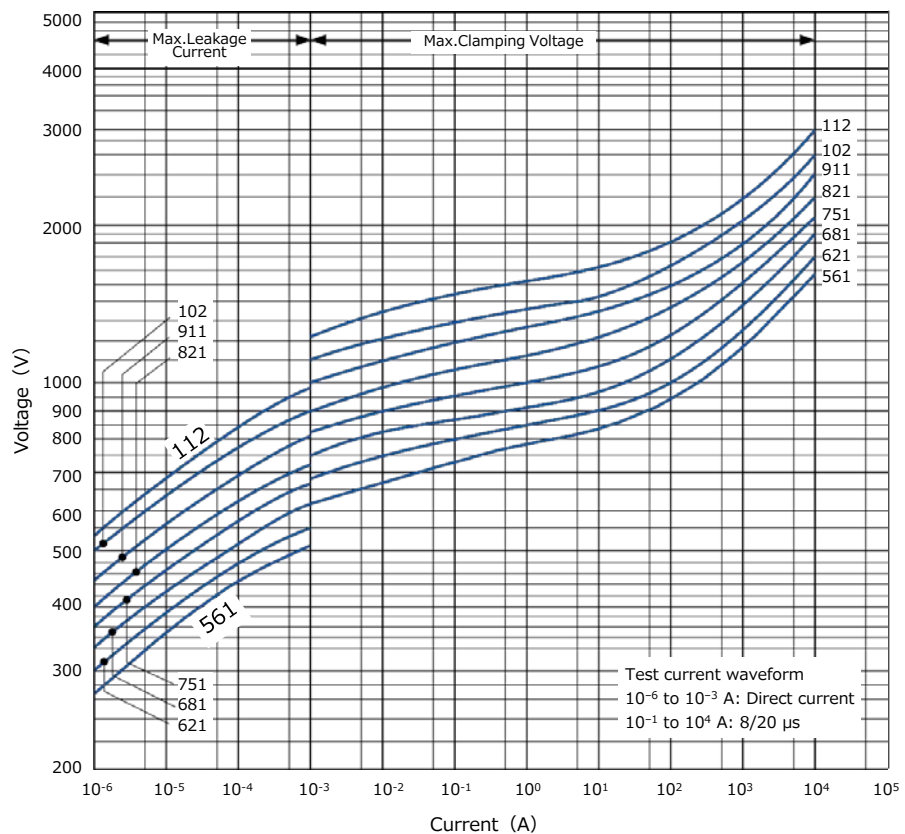
ERZE14A201S1 to ERZE14A511S1

ERZE14A201S1 to ERZE14A511S1



ERZE14A561S1 to ERZE14A112S1

ERZE14A561S1 to ERZE14A112S1

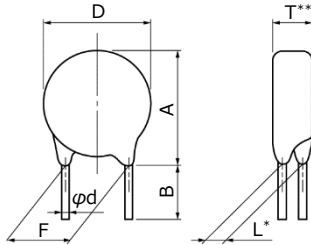


Straight Leads Cut Type (Bulk Type)

Ratings and Characteristics

※Refer to bulk standard type.

Dimensions in mm (not to scale)



notes * Dimension "L": Conforms to each individual specification.
 ** Dimension "T": Conforms to each individual specification.

| Series | E14-S1 | |
|----------------------------|--|--|
| Varistor Voltage | 201 to 561 | 621 to 112 |
| Symbol | | |
| D | 16.5 max | 17.5 max |
| A | 20.0 max | 20.5 max |
| F | 10.0±1.0 | 10.0±1.0 |
| ϕd | 1.00 ^{+1.00} / _{-0.05} | 1.00 ^{+1.00} / _{-0.05} |
| B | 4.0±1.5 | 4.0±1.5 |
| Standard Products Part No. | ERZE14A□□□SC | |

Application Note for Safety Standards (For Series E-S1)

- Approvals products lists in "Reference Guide to Standard Products."
- UL, VDE and CSA : Registered in "Type name", it isn't registered in "Panasonic Part No."
- CQC : Registered in "Panasonic Part No."
- "Rated Voltages" are specified for UL recognized components in list shown below.

The AC Rated Voltage and Maximum Allowable Voltage

| Type Name | Maximum Allowable Voltage | | Rated Voltage (Vrms) |
|-----------|---------------------------|--------|----------------------|
| | ACrms (V) | DC (V) | UL1449 |
| E*201 | 130 | 170 | 118 |
| E*221 | 140 | 180 | 127 |
| E*241 | 150 | 200 | 136 |
| E*271 | 175 | 225 | 159 |
| E*331 | 210 | 270 | 189 |
| E*361 | 230 | 300 | 209 |
| E*391 | 250 | 320 | 227 |
| E*431 | 275 | 350 | 250 |
| E*471 | 300 | 385 | 272 |
| E*511 | 320 | 410 | 291 |
| E*561 | 350 | 450 | 320 |
| E*621 | 385 | 505 | 350 |
| E*681 | 420 | 560 | 381 |
| E*751 | 460 | 615 | 418 |
| E*821 | 510 | 670 | 463 |
| E*911 | 550 | 745 | 500 |
| E*102 | 625 | 825 | 568 |
| E*112 | 680 | 895 | 600 |

* : 14 series is 14

Guidelines and precautions regarding the technical information and use of our products described in this online catalog.

- If you want to use our products described in this online catalog for applications requiring special qualities or reliability, or for applications where the failure or malfunction of the products may directly jeopardize human life or potentially cause personal injury (e.g. aircraft and aerospace equipment, traffic and transportation equipment, combustion equipment, medical equipment, accident prevention, anti-crime equipment, and/or safety equipment), it is necessary to verify whether the specifications of our products fit to such applications. Please ensure that you will ask and check with our inquiry desk as to whether the specifications of our products fit to such applications use before you use our products.
- The quality and performance of our products as described in this online catalog only apply to our products when used in isolation. Therefore, please ensure you evaluate and verify our products under the specific circumstances in which our products are assembled in your own products and in which our products will actually be used.
- If you use our products in equipment that requires a high degree of reliability, regardless of the application, it is recommended that you set up protection circuits and redundancy circuits in order to ensure safety of your equipment.
- The products and product specifications described in this online catalog are subject to change for improvement without prior notice. Therefore, please be sure to request and confirm the latest product specifications which explain the specifications of our products in detail, before you finalize the design of your applications, purchase, or use our products.
- The technical information in this online catalog provides examples of our products' typical operations and application circuits. We do not guarantee the non-infringement of third party's intellectual property rights and we do not grant any license, right, or interest in our intellectual property.
- If any of our products, product specifications and/or technical information in this online catalog is to be exported or provided to non-residents, the laws and regulations of the exporting country, especially with regard to security and export control, shall be observed.

<Regarding the Certificate of Compliance with the EU RoHS Directive/REACH Regulations>

- The switchover date for compliance with the RoHS Directive/REACH Regulations varies depending on the part number or series of our products.
- When you use the inventory of our products for which it is unclear whether those products are compliant with the RoHS Directive/REACH Regulation, please select "Sales Inquiry" in the website inquiry form and contact us.

We do not take any responsibility for the use of our products outside the scope of the specifications, descriptions, guidelines and precautions described in this online catalog.

"ZNR" Transient/Surge Absorbers, Type D, Series E, E-S1

Handling Precautions**! Safety Precautions**

In case that a ZNR Surge Absorber (hereafter referred to as the ZNR, or product name) is used, if an abnormality takes place because of peripheral conditions of the ZNR(material, environments, power source conditions, circuit conditions, etc. in equipment design), fire, electric shock, burn, or product failure may be occur. The precautions for this product are described below, understand the content thoroughly before usage. For more questions, contact us.

If there's any uncertainty/doubt/products safety items, please contact us. When a dogma shall be occurred about safety for this products, be sure to inform us rapidly, operate your technical examination.

1. ! Precautions to be strictly observed**1.1 Confirmation of performance ratings**

Use the ZNR within its rated range of performance such as the Max. allowable voltage, withstanding surge current, withstanding energy, impulse life(surge life), average pulse power, and operating temperature range. If used outside the range, the ZNR can be degrade and have element fracture, which may result in smoking and ignition.

1.2 To avoid accidents due to unexpected phenomena, take the following measures

- 1) In the event of fracture of the ZNR, its pieces may scatter ; hence, put the case or cover of the set product in place.
- 2) Do not install the ZNR near combustible substances(polyvinyl chloride wires, resin moldings, etc.).
If it is difficult to do, install a nonflammable cover.
- 3) Across-the-line use
When the ZNR is used across a line, put a current fuse in series with the ZNR(Refer to Item 2.1.1). (4) .
- 4) Use between line to ground
 - (1) If the case that the ZNR is used between a line to the ground, the short-circuit of the ZNR may not blow the current fuse because of grounding resistance, which may cause smoking and ignition of the ZNR's exterior resin.
As the measure against it, install an earth leakage breaker on the power supply side of the ZNR position. If no earth leakage breaker is installed, use a thermal fuse together with a current fuse in series. (Refer to Table 1.)
 - (2) If the case that the ZNR is used between a live part to metal case, an electric shock may develop at a shortcircuit of the ZNR ; hence, ground the metal case to the ground or keep it from the human body.

1.3 If ZNR is shorted out and happen smoke or ignition, please cut provided current to ZNR immediately.**2. Application notes****2.1 Pay attention to the following items to avoid the shortened life and failure of the ZNR**

- 1) Circuit conditions
 - (1) Select a ZNR of which the maximum voltage including fluctuations in source voltage allows for the maximum permissible circuit voltage. (Refer to Table 1.)
 - (2) In cases that surges are intermittently applied at short intervals(for example, in case that the voltage of the noise simulator test is implemented etc.), do not let them exceed the ZNR's rated power.
 - (3) Select a ZNR recommended in Table 1.
 - <1> Across-the-line use
If possible, use a Part No. marked with * in case of voltage temporarily rises load unbalance of separately-wired loads, short between hot and neutral-line, open of neutral line in single-phase-three-wired system, and due to resonance at switching for a capacitive, inductive load.

<2> Used between line to ground

Use a different Part No. from “Across-the-line use” as table 1, because of raising voltage in case of “Line to Ground Fault”.

Use a Part No. marked with **in table 1, in case of the insulation resistance test(500 VDC) for equipment. When using a Part of the varistor voltage that the insulation efficiency examination can not be cleared, there is a case where the surge absorber can be done by removing it from the circuit depending on the circuit condition(Refer examination of Japan Domestic Safety Regulations).

Use a Part No. marked with *** in table 1, in case of the withstanding voltage test (1000 VAC or 1200 VAC) for equipment.

(4) Concerning current fuse

<1> We recommend selecting a ZNR and the rated current of a current fuse as follows.

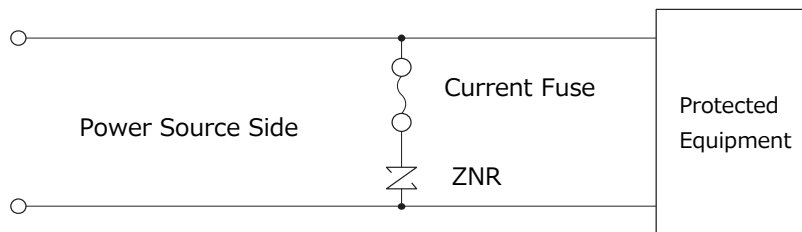
Finally, please be sure that there is no danger if the ZNR mounted on the equipment breaks.

●Type D, Series E, E-S1

| Standard Part No. | ERZE05A□□□ | ERZE07A□□□ | ERZE08A□□□ | ERZE10A□□□ | ERZE11A□□□ | ERZE14A□□□ |
|--------------------|------------|------------|------------|------------|------------|------------|
| Fuse rated current | 5 A max. | 7 A max. | 7 A max. | 10 A max. | 10 A max. | 10 A max. |

◆ Fuses shall use rated voltages appropriate for circuits.

<2> The recommended fuse position is shown in table 1, “Example of ZNR application”, however, if the load current of protected equipment is larger than that of the above recommended fuse rated current, install a current fuse at the position shown below.



(5) Concerning thermal fuse

Set a thermal fuse to get high thermal

Table 1 Example of ZNR application

| Connections example | Across-the-Line use | | Use between Line to ground | |
|-----------------------------|----------------------------------|----------------|----------------------------|--|
| | DC/AC Single-phase | | | |
| AC 3-phase | | | | |
| Example of varistor voltage | ZNR | Source Voltage | Nominal varistor voltage | |
| | ZNR 1 ZNR 3 | AC 100 V | 201 to 361* | |
| AC 120 V | | 241 to 431* | | |
| AC 200 V | | 471 to 621* | | |
| AC 220 V | | 471 to 621* | | |
| AC 380 V | | 751, 821* | | |
| | ZNR | Source Voltage | Nominal varistor voltage | |
| ZNR 2 ZNR 4 | AC 100 V AC 220 V | 471 | 471 | |
| | | 511 | - | |
| | | 621* | - | |
| | | 821 and more** | - | |
| | AC 230 V AC 240 V AC 380 V | 511 | - | |
| | | 621* | - | |
| 821 and more** | | - | | |
| | 112** | - | | |

Note : Element size is selected by impulse Condition.

(6) On use for equipment

The catalog guarantees the quality as individual component.
 Before you use the products, please make sure to check and evaluate the products in the circumstance where they are installed in your product.

2) Operating environments

- (1) The ZNR is designed to be used indoors. Do not use it exposed outdoors.
- (2) Do not use the ZNR in places exposed to temperatures beyond the operating temperature range, such as places exposed to sunlight and vicinities of heating equipment.
- (3) Do not use the ZNR in places exposed to high temperatures and high humidity, such as places exposed directly to rain, wind, dew condensation, and vapor.
- (4) Do not use the ZNR in dusty and salinity environment and atmospheres polluted by corrosive gases, in liquids such as water, oil, chemical, organic solvent.

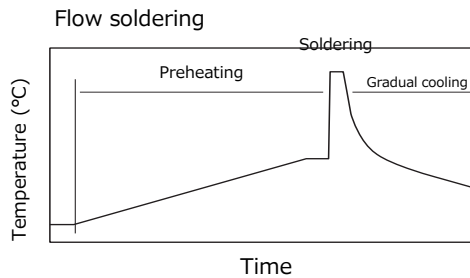
3) Processing conditions

- (1) Do not wash the ZNR by such solvents(thinner, acetone, etc.) as its exterior resin deteriorates.
- (2) Do not apply a strong vibration or shock (by falling, etc.) to the ZNR, cracking to its exterior resin and element may occur.
- (3) When coating the ZNR with resin(including molding), do not use such resin.
- (4) Do not bend the ZNR type D lead wires at the position close to its ZNR type D exterior resin, or apply external force to the position.
- (5) When soldering the ZNR lead wires, follow the recommended conditions and do not melt the solder and insulating materials constituting the ZNR.
- (6) When designing lead-wire-terminal land-hole of circuit board, please check actual ZNR by reference specification about center value of lead-wire terminal pitch.

| | Soldering Method | Recommended Condition | Attention Item |
|--------|------------------|----------------------------|--|
| Type D | Flow soldering | 260 °C, within 10 seconds. | Type D is not Refl ow soldering object part. |

- * 1 Soldering iron temperature should not exceed 400 °C and should not be applied for mor than 5 seconds.
- * 2 Profile be careful because there is a margin of error in the way of measuring.
- * 3 The temperature depend on the size and the package density of the substrate.
Therefore, confirm every kind of the substrate.

● Soldering temperature-time profile to recommend



| | | |
|-----------------|----------------------|------------|
| Preheating | The normal to 130 °C | max. 120 s |
| Soldering | max. 260 °C | max. 10 s |
| Gradual cooling | Gradual cooling | |

4) Long-term storage

- (1) Do not store the ZNR under high temperature and high humidity. Store it indoor environment at a temperature up to 40 °C and at humidity below 75 %RH, and use it within two years.
Before using the ZNR that has been stored for a long period(two years or longer), confirm the solderability.
- (2) Avoid atmospheres full of corrosive gases (hydrogen sulfide, sulfurous acid, chlorine, ammonia, etc.).
- (3) Avoid direct sunlight and dew condensation.

5) Rated Voltage for UL or other safety certifications

Our ZNR define “ Max. Allowable Voltage” and “Rated Voltage “ to keep leakage current specification and others. If you getting certificate of safety approval about your equipment with our ZNR, please follow our “Rated Voltage”.

6) Dropped product

Do not drop this product on the floor. If this product is dropped, it can be damaged mechanically or electrically. Avoid using the dropped product.

3. Notices

- 3.1 Our ZNR was designed and manufactured for standard applications such as general electronics devices, office equipment, information and communications equipment, measuring instruments, household appliances and audio-video equipment. For applications in which special quality and reliability are required, or if the failure or malfunction of the products may directly jeopardize life or cause threat of personal injury (such as for aircraft and aerospace equipment, traffic and transport equipment, combustion equipment, medical equipment, accident prevention and anti-theft devices, and safety equipment), please be sure to consult with our sales representative in advance and to exchange product specifications which conform to such applications. applications in which special quality and reliability are required, or if the failure or malfunction of the products may.
- 3.2 Note that we do not take any responsibility for faults and abnormalities resulting from the use not in conformity with the contents of entries in the delivery specification.
- 3.3 There is a possibility that the ZNR will unexpectedly cause smoke or ignite because of an abnormal rise of the circuit voltage and invasion of excessive surge. To prevent that accident from spreading over the equipment and not to expand the damage, use multiplex protection such as the adoption of frame-retardant materials for housing parts and structural parts.

4. Applicable laws and regulations , others

- 4.1 This product not been manufactured with any ozone depleting chemical controlled under the Montreal Protocol.
- 4.2 This product comply with RoHS(Restriction of the use of certain Hazardous Substance in electrical and electronic equipment) (DIRECTIVE 2011/65/EU and (EU)2015/863).
- 4.3 All the materials used in this part are registered material under the Law Concerning the Examination and Regulation of Manufacture, etc. of Chemical Substance.
- 4.4 If you need the notice by letter of “A preliminary judgement on the Laws of Japan foreign exchange and Foreign Trade Control”, be sure to let us know.
- 4.5 These products are not dangerous goods on the transportation as identified by UN(United nations) numbers or UN classification.

5. Others

- 5.1 As to the disposal of ZNR, check the method of disposal in each country or origin where the ZNR are incorporated in your products to be used.
- 5.2 The technical information in this specification provides example of our products’ typical operations and application circuit. We do not guarantee the non-infringement of third party’s intellectual property rights and we do not grant any license, right or interest in our intellectual property.

Mouser Electronics

Authorized Distributor

Click to View Pricing, Inventory, Delivery & Lifecycle Information:

Panasonic:

[ERZ-E14A681SC](#) [ERZ-E14A271SC](#) [ERZ-E14A331SC](#) [ERZ-E14A681S1](#) [ERZ-E14A751S1](#) [ERZ-E14A221S1](#) [ERZ-E14A201SC](#) [ERZ-E14A221SC](#) [ERZ-E14A511SC](#) [ERZ-E14A561SC](#) [ERZ-E14A821S1](#) [ERZ-E14A361SC](#) [ERZ-E14A112SC](#) [ERZ-E14A201S1](#) [ERZ-E14A431SC](#) [ERZ-E14A471S1](#) [ERZ-E14A471SC](#) [ERZ-E14A511S1](#) [ERZ-E14A102S1](#) [ERZ-E14A241S1](#) [ERZ-E14A561S1](#) [ERZ-E14A911S1](#) [ERZ-E14A241SC](#) [ERZ-E14A391S1](#) [ERZ-E14A431S1](#) [ERZ-E14A271S1](#) [ERZ-E14A331S1](#) [ERZ-E14A361S1](#) [ERZ-E14A621SC](#) [ERZ-E14A102SC](#) [ERZ-E14A391SC](#) [ERZ-E14A621S1](#) [ERZ-E14A751SC](#) [ERZ-E14A821SC](#) [ERZ-E14A112S1](#) [ERZ-E14A911SC](#)



Компания «ЭлектроПласт» предлагает заключение долгосрочных отношений при поставках импортных электронных компонентов на взаимовыгодных условиях!

Наши преимущества:

- Оперативные поставки широкого спектра электронных компонентов отечественного и импортного производства напрямую от производителей и с крупнейших мировых складов;
- Поставка более 17-ти миллионов наименований электронных компонентов;
- Поставка сложных, дефицитных, либо снятых с производства позиций;
- Оперативные сроки поставки под заказ (от 5 рабочих дней);
- Экспресс доставка в любую точку России;
- Техническая поддержка проекта, помощь в подборе аналогов, поставка прототипов;
- Система менеджмента качества сертифицирована по Международному стандарту ISO 9001;
- Лицензия ФСБ на осуществление работ с использованием сведений, составляющих государственную тайну;
- Поставка специализированных компонентов (Xilinx, Altera, Analog Devices, Intersil, Interpoint, Microsemi, Aeroflex, Peregrine, Syfer, Eurofarad, Texas Instrument, Miteq, Cobham, E2V, MA-COM, Hittite, Mini-Circuits, General Dynamics и др.);

Помимо этого, одним из направлений компании «ЭлектроПласт» является направление «Источники питания». Мы предлагаем Вам помощь Конструкторского отдела:

- Подбор оптимального решения, техническое обоснование при выборе компонента;
- Подбор аналогов;
- Консультации по применению компонента;
- Поставка образцов и прототипов;
- Техническая поддержка проекта;
- Защита от снятия компонента с производства.



Как с нами связаться

Телефон: 8 (812) 309 58 32 (многоканальный)

Факс: 8 (812) 320-02-42

Электронная почта: org@eplast1.ru

Адрес: 198099, г. Санкт-Петербург, ул. Калинина, дом 2, корпус 4, литера А.