



## UV-SCE

Ultra-Violet light,  
Resistant

Heat Shrink Identification  
Marker Sleeves

## TECHNICAL DATASHEET

TTDS-255 Revision 4, March 2015

**UV-SCE Ultra-Violet Light Resistant, Heat Shrink Identification Marker Sleeves for the identification of wires and cables.**

UV-SCE is presented as cut sleeves organised in ladder format.

Manufactured using a specially developed radiation cross-linked, UV Resistant material. UV-SCE is designed specifically to allow customer to identify wires and cable in out door environments where some exposure to UV light is possible.

UV-SCE Heat Shrink Identification Marker Sleeves are available as part of a complete identification system. The system comprises specific printers, thermal transfer ribbons and WINTOTAL software.

### Features

- UV Resistant
- Good Temperature resistance
- Non-flame propagating
- Resistant to key rail and industrial fluids including diesel (defined by RW-2534)
- Sleeve diameters from 3/32 to 1-1/2 (2.4 to 38.1mm)
- Shrink ratio 3/32 is 3:1, all other sizes 2:1

### Applications

- Pre-termination Cable Identification
- Suitable for locations where there is potential for exposure to UV light
- Suitable for installations that require outstanding fluid resistance.
- Rail, Mass transit, Aerospace, Marine, Heavy Industrial and Energy

### Temperature Rating

- Operating Temperature Range -55°C to 200°C (-67°F to 392°F)

### Design For Environment

- Does not contain any declarable or prohibited substances from the UNIFE Railway Industry Substances List
- Further information and a downloadable declaration covering RoHS and REACH compliance can be found at the 'TE Product Compliance Support Centre':  
<http://www.te.com/en/resources/product-compliance.html>

### Specifications / Approvals

**TE Connectivity Standard**    **RW-2534**

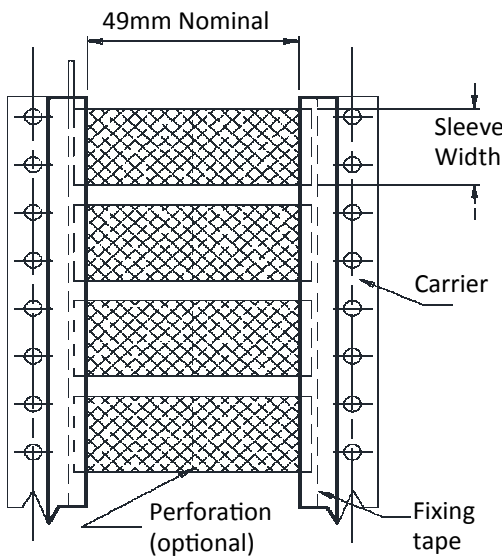
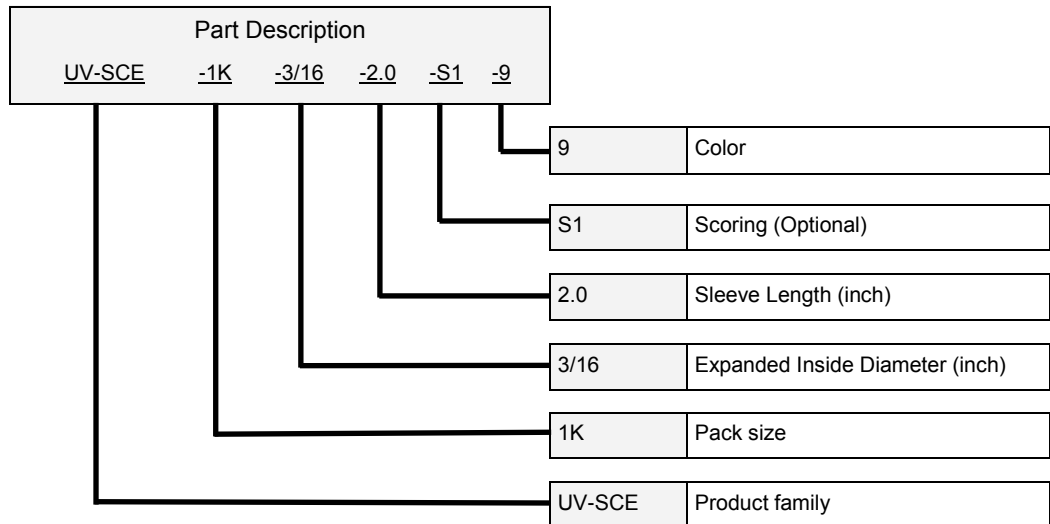
**Standards**                                    **EN45545-2** Requirements set R24, Hazard classification 3

**BS EN 60068-2-11:** Environmental testing—Part 2: Test KA: Salt Mist

**NFT N46-019, method A.** Thermoplastic or Vulcanised Rubber. Resistance to Cracking—Static Elongation Test.

**IEC 60068-2-5, procedure B.** Environmental Testing Test SA: Simulated Solar Radiation at Ground Level and Guidance for Solar Radiation Testing

Where possible, TE has tested product as a finished item, including the print. Operational tests are followed by an assessment of mark adherence to validate fit, form and function. Further details can be found in TE standard RW-2534.



Options

<b>Pre-scoring</b>	Perforated score to produce multiple marker sleeves from each UV-SCE sleeve.		
	Not scored	Code	Blank
	1 Pre-score	Code	S1
Other score options available on request			
<b>Packaging sizes</b>	<blank>	250 piece packs available for all sizes	
	1K	1000 piece reels available for all sizes up to 1 inch	
<b>Colors</b>	Code	Yellow 4	White 9

Dimensions in mm (inches)

Specify product name, pack size (leave blank for 250), sleeve size (in inches), sleeve length (always 2.0), pre-score (leave blank if not required) and color

Ordering Information

Ordering description	Inside diameter				Recommended cable diameter use range	
	As supplied (minimum)		After recovery (Maximum)		mm	inches
	mm	inches	mm	inches		
UV-SCE - <pack size> - 3/32 - 2.0 - <score> - <color>	2.4	0.094	0.79	0.031	1.27 to 1.90	0.050 to 0.075
UV-SCE - <pack size> - 1/8 - 2.0 - <score> - <color>	3.2	0.126	1.57	0.062	1.77 to 2.66	0.069 to 0.105
UV-SCE - <pack size> - 3/16 - 2.0 - <score> - <color>	4.8	0.189	2.36	0.093	2.54 to 4.06	0.100 to 0.160
UV-SCE - <pack size> - 1/4 - 2.0 - <score> - <color>	6.4	0.250	3.18	0.125	3.81 to 5.46	0.150 to 0.215
UV-SCE - <pack size> - 3/8 - 2.0 - <score> - <color>	9.5	0.375	4.74	0.187	5.59 to 8.12	0.220 to 0.320
UV-SCE - <pack size> - 1/2 - 2.0 - <score> - <color>	12.7	0.500	6.35	0.250	6.99 to 10.79	0.275 to 0.425
UV-SCE - <pack size> - 3/4 - 2.0 - <score> - <color>	19.0	0.730	9.53	0.375	10.16 to 16.25	0.400 to 0.640
UV-SCE - <pack size> - 1 - 2.0 - <score> - <color>	25.4	1.000	12.70	0.500	14.29 to 21.59	0.563 to 0.850
UV-SCE - 1-1/2 - 2.0 - <score> - <color>	38.1	1.500	19.05	0.750	20.95 to 33.02	0.825 to 1.300

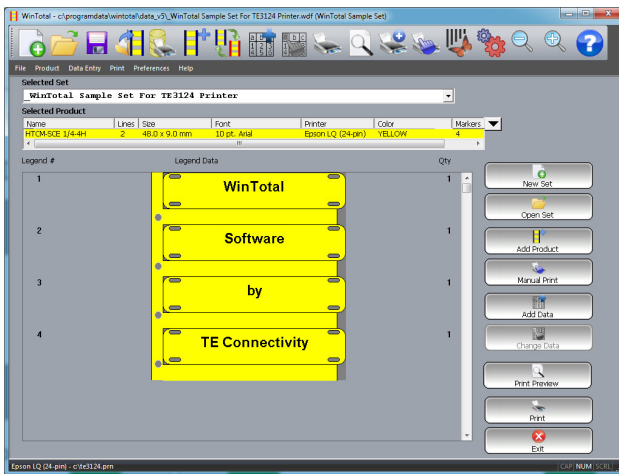


### Printer Information

Print quality and print performance can only be guaranteed when specific TE printer and ribbons are used.

The current list of printers and ribbons can be found in TE document 411-121005 'Identification Printer Product Ribbon Matrix'. This document can be found at the TE document centre:

<http://www.te.com/commerce/DocumentDelivery/>



### Software

Heat Shrink Identification Sleeves are fully supported by WINTOTAL and PrintEasy label printing software, available from the TE product store:

<http://www.te.com/en/general/label-printing-software.html>

Contact a TE representative for further information

### te.com

TE Connectivity, TE Connectivity (logo) and Every Connection Counts are trademarks. All other logos, products and/or company names referred to herein might be trademarks of their respective owners.

The information given herein, including drawings, illustrations and schematics which are intended for illustration purposes only, is believed to be reliable. However, TE Connectivity makes no warranties as to its accuracy or completeness and disclaims any liability in connection with its use. TE Connectivity's obligations shall only be as set forth in TE Connectivity's Standard Terms and Conditions of Sale for this product and in no case will TE Connectivity be liable for any incidental, indirect or consequential damages arising out of the sale, resale, use or misuse of the product. Users of TE Connectivity products should make their own evaluation to determine the suitability of each such product for the specific application.

© 2015 TE Connectivity Ltd. family of companies All Rights Reserved.



Компания «ЭлектроПласт» предлагает заключение долгосрочных отношений при поставках импортных электронных компонентов на взаимовыгодных условиях!

Наши преимущества:

- Оперативные поставки широкого спектра электронных компонентов отечественного и импортного производства напрямую от производителей и с крупнейших мировых складов;
- Поставка более 17-ти миллионов наименований электронных компонентов;
- Поставка сложных, дефицитных, либо снятых с производства позиций;
- Оперативные сроки поставки под заказ (от 5 рабочих дней);
- Экспресс доставка в любую точку России;
- Техническая поддержка проекта, помощь в подборе аналогов, поставка прототипов;
- Система менеджмента качества сертифицирована по Международному стандарту ISO 9001;
- Лицензия ФСБ на осуществление работ с использованием сведений, составляющих государственную тайну;
- Поставка специализированных компонентов (Xilinx, Altera, Analog Devices, Intersil, Interpoint, Microsemi, Aeroflex, Peregrine, Syfer, Eurofarad, Texas Instrument, Miteq, Cobham, E2V, MA-COM, Hittite, Mini-Circuits, General Dynamics и др.);

Помимо этого, одним из направлений компании «ЭлектроПласт» является направление «Источники питания». Мы предлагаем Вам помощь Конструкторского отдела:

- Подбор оптимального решения, техническое обоснование при выборе компонента;
- Подбор аналогов;
- Консультации по применению компонента;
- Поставка образцов и прототипов;
- Техническая поддержка проекта;
- Защита от снятия компонента с производства.



#### Как с нами связаться

**Телефон:** 8 (812) 309 58 32 (многоканальный)

**Факс:** 8 (812) 320-02-42

**Электронная почта:** [org@eplast1.ru](mailto:org@eplast1.ru)

**Адрес:** 198099, г. Санкт-Петербург, ул. Калинина, дом 2, корпус 4, литера А.