

## Inline terminal - IB IL 24 DO 4-XC-PAC - 2701155

Please be informed that the data shown in this PDF Document is generated from our Online Catalog. Please find the complete data in the user's documentation. Our General Terms of Use for Downloads are valid (<http://phoenixcontact.com/download>)



Inline digital output terminal, version for extreme conditions, complete with accessories (connector plug and labeling field), 4 outputs, 24 V DC, 500 mA, 3-conductor connection technology

### Product Features

- 4 digital outputs
- Connection of actuators in 2 and 3-wire technology
- Nominal current per output: 500 mA
- Total current of the terminal: 2 A
- Short-circuit-proof and overload-protected outputs
- Diagnostic and status indicators
- Can be used under extreme ambient conditions
- Extended temperature range of -40°C ... +70°C (see "Tested successfully: use under extreme ambient conditions" in the data sheet)
- Coated PCBs



### Key Commercial Data

Packing unit	1 pc
Weight per Piece (excluding packing)	100.0 g
Custom tariff number	85389091
Country of origin	Germany

### Technical data

#### Note

Utilization restriction	EMC: class A product, see manufacturer's declaration in the download area
-------------------------	---

#### Dimensions

Width	12.2 mm
Height	140.5 mm

## Inline terminal - IB IL 24 DO 4-XC-PAC - 2701155

### Technical data

#### Dimensions

Depth	71.5 mm
Note on dimensions	Housing dimensions

#### Ambient conditions

Ambient temperature (operation)	-25 °C ... 55 °C (Standard)
	-40 °C ... 70 °C (Extended, see section "Tested successfully: use under extreme ambient conditions" in the data sheet.)
Ambient temperature (storage/transport)	-40 °C ... 85 °C
Permissible humidity (operation)	10 % ... 95 % (according to DIN EN 61131-2)
Permissible humidity (storage/transport)	10 % ... 95 % (according to DIN EN 61131-2)
Air pressure (operation)	70 kPa ... 106 kPa (up to 3000 m above sea level)
Air pressure (storage/transport)	70 kPa ... 106 kPa (up to 3000 m above sea level)
Degree of protection	IP20

#### General

Mounting type	DIN rail
Net weight	66 g
Note on weight specifications	with connector
Operating mode	Process data operation with 4 bits
Diagnostics messages	Short-circuit / overload of the digital outputs Error message in the diagnostic code (bus) and display (2 Hz) via the LED (D) on the module

#### Interfaces

Fieldbus system	Lokalbus
Designation	Inline local bus
Connection method	Inline data jumper
Transmission speed	500 kBit/s

#### Power supply for module electronics

Supply voltage	24 V DC (via voltage jumper)
Supply voltage range	19.2 V DC ... 30 V DC (including all tolerances, including ripple)
Communications power $U_L$	7.5 V (via voltage jumper)
Current consumption	max. 44 mA (from the local bus)
Power consumption	max. 0.33 W (at $U_L$ )

#### Inline potentials

Communications power $U_L$	7.5 V DC (via voltage jumper)
Current consumption from $U_L$	max. 44 mA
Main circuit supply $U_M$	24 V DC
Segment circuit supply $U_S$	24 V DC (nominal value)

## Inline terminal - IB IL 24 DO 4-XC-PAC - 2701155

### Technical data

#### Inline potentials

Current consumption from $U_S$	max. 2 A
--------------------------------	----------

#### Digital outputs

Output name	Digital outputs
Connection method	Spring-cage connection
	3-conductor
Number of outputs	4
Protective circuit	Overload protection, short-circuit protection of outputs Zener diode in output chip
Output voltage	24 V DC ( $U_S - 1$ V)
Nominal output voltage	24 V DC (voltage difference at $I_{nom} \leq 1$ V)
Maximum output current per channel	500 mA
Maximum output current per module	2 A
Nominal load, inductive	12 VA (1.2 H, 50 $\Omega$ )
Nominal load, lamp	12 W
Nominal load, ohmic	12 W (48 $\Omega$ )

#### Standards and Regulations

Test section	5 V supply, incoming remote bus/7.5 V supply (bus logics) 500 V AC 50 Hz 1 min.
	5 V supply, outgoing remote bus/7.5 V supply (bus logics) 500 V AC 50 Hz 1 min.
	7.5 V supply (bus logics)/24 V supply (I/O) 500 V AC 50 Hz 1 min.
	24 V supply (I/O) / functional earth ground 500 V AC 50 Hz 1 min.
Connection in acc. with standard	CUL
Protection class	III, IEC 61140, EN 61140, VDE 0140-1

### Classifications

#### eCl@ss

eCl@ss 4.0	27240404
eCl@ss 4.1	27240404
eCl@ss 5.0	27242204
eCl@ss 5.1	27242604
eCl@ss 6.0	27242604
eCl@ss 7.0	27242604
eCl@ss 8.0	27242604
eCl@ss 9.0	27242604

# Inline terminal - IB IL 24 DO 4-XC-PAC - 2701155

## Classifications

### ETIM

ETIM 2.0	EC001433
ETIM 3.0	EC001599
ETIM 4.0	EC001599
ETIM 5.0	EC001599

### UNSPSC

UNSPSC 6.01	43172015
UNSPSC 7.0901	43201404
UNSPSC 11	39121311
UNSPSC 12.01	39121311
UNSPSC 13.2	39121311

## Approvals

### Approvals

---

#### Approvals

UL Recognized / cUL Recognized / cULus Recognized

---

#### Ex Approvals

---

#### Approvals submitted

---

## Approval details

UL Recognized
---------------

cUL Recognized
----------------

cULus Recognized
------------------

## Inline terminal - IB IL 24 DO 4-XC-PAC - 2701155

### Accessories

#### Accessories

#### Labeling panel

Labeling field - IB IL FIELD 2 - 2727501

Labeling field, width: 12.2 mm



#### Plug

Inline connector - IB IL SCN-12 - 2726340



Connector, for digital 4 or 16-channel Inline terminals

Inline connector - IB IL SCN-12-OCP - 2727624



Connector, colored identification, for digital 4, or 16-channel Inline output terminal blocks

#### Terminal marking

Insert strip - ESL 62X10 - 0809492

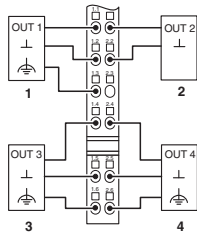
Insert strip, Sheet, white, unlabeled, can be labeled with: Office printing systems, Plotter: Laser printer, Mounting type: Insert, Lettering field: 62 x 10 mm



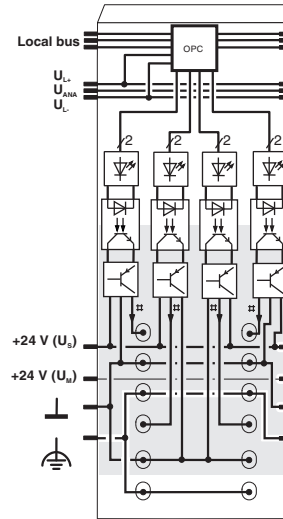
### Drawings

# Inline terminal - IB IL 24 DO 4-XC-PAC - 2701155

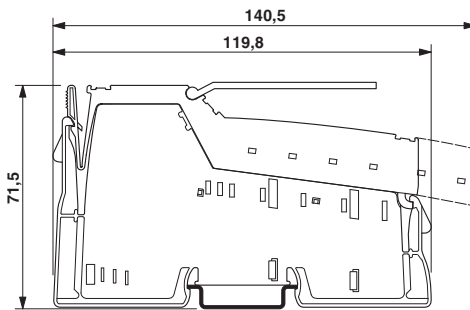
Connection diagram



Block diagram



Dimensional drawing





Компания «ЭлектроПласт» предлагает заключение долгосрочных отношений при поставках импортных электронных компонентов на взаимовыгодных условиях!

Наши преимущества:

- Оперативные поставки широкого спектра электронных компонентов отечественного и импортного производства напрямую от производителей и с крупнейших мировых складов;
- Поставка более 17-ти миллионов наименований электронных компонентов;
- Поставка сложных, дефицитных, либо снятых с производства позиций;
- Оперативные сроки поставки под заказ (от 5 рабочих дней);
- Экспресс доставка в любую точку России;
- Техническая поддержка проекта, помощь в подборе аналогов, поставка прототипов;
- Система менеджмента качества сертифицирована по Международному стандарту ISO 9001;
- Лицензия ФСБ на осуществление работ с использованием сведений, составляющих государственную тайну;
- Поставка специализированных компонентов (Xilinx, Altera, Analog Devices, Intersil, Interpoint, Microsemi, Aeroflex, Peregrine, Syfer, Eurofarad, Texas Instrument, Miteq, Cobham, E2V, MA-COM, Hittite, Mini-Circuits, General Dynamics и др.);

Помимо этого, одним из направлений компании «ЭлектроПласт» является направление «Источники питания». Мы предлагаем Вам помощь Конструкторского отдела:

- Подбор оптимального решения, техническое обоснование при выборе компонента;
- Подбор аналогов;
- Консультации по применению компонента;
- Поставка образцов и прототипов;
- Техническая поддержка проекта;
- Защита от снятия компонента с производства.



#### Как с нами связаться

**Телефон:** 8 (812) 309 58 32 (многоканальный)

**Факс:** 8 (812) 320-02-42

**Электронная почта:** [org@eplast1.ru](mailto:org@eplast1.ru)

**Адрес:** 198099, г. Санкт-Петербург, ул. Калинина, дом 2, корпус 4, литера А.