


THIS DRAWING IS UNPUBLISHED. RELEASED FOR PUBLICATION -,- .  
 © COPYRIGHT - By - ALL RIGHTS RESERVED.

LOC	DIST	REVISIONS					
		P	LTR	DESCRIPTION	DATE	DWN	APVD
H	-	A		INITIAL RELEASE	07APR2014	YC	BvH

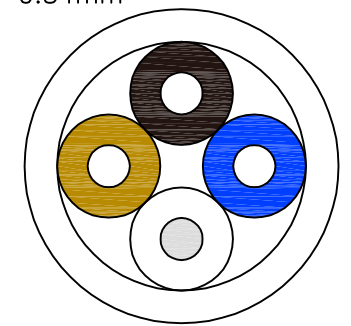
UNSHIELDED

3, 4 and 5 pos PUR & PVC

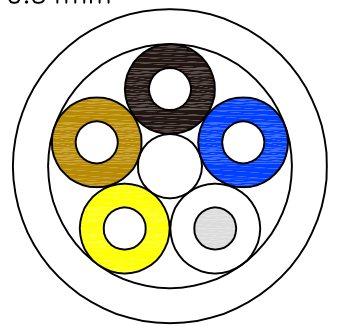
3x 0.34mm<sup>2</sup>



4x 0.34mm<sup>2</sup>

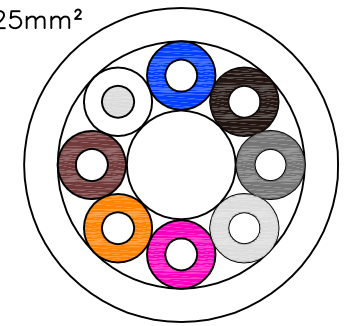


5x 0.34mm<sup>2</sup>



8 Pos PUR ONLY

8x 0.25mm<sup>2</sup>



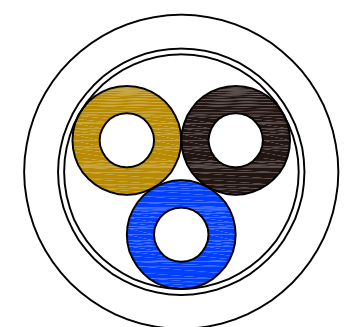
1 NOTE: Length "L" to be determined by online configurator

PVC	5	0.34	22	Grey	5x0.34mm <sup>2</sup> PVC CABLE SHIELDED	3-2273231-3
	4	0.34	22	Grey	4x0.34mm <sup>2</sup> PVC CABLE SHIELDED	3-2273231-2
	3	0.34	22	Grey	3x0.34mm <sup>2</sup> PVC CABLE SHIELDED	3-2273231-1
PUR	8	0.25	24	Grey	8x0.25mm <sup>2</sup> PUR CABLE SHIELDED	2-2273231-4
	5	0.34	22	Grey	5x0.34mm <sup>2</sup> PUR CABLE SHIELDED	2-2273231-3
	4	0.34	22	Grey	4x0.34mm <sup>2</sup> PUR CABLE SHIELDED	2-2273231-2
	3	0.34	22	Grey	3x0.34mm <sup>2</sup> PUR CABLE SHIELDED	2-2273231-1
SHIELDED						
PVC	5	0.34	22	Black	5x0.34mm <sup>2</sup> PVC CABLE UNSHIELDED	1-2273231-3
	4	0.34	22	Black	4x0.34mm <sup>2</sup> PVC CABLE UNSHIELDED	1-2273231-2
	3	0.34	22	Black	3x0.34mm <sup>2</sup> PVC CABLE UNSHIELDED	1-2273231-1
PUR	8	0.25	24	Grey	8x0.25mm <sup>2</sup> PUR CABLE UNSHIELDED	2273231-4
	5	0.34	22	Black	5x0.34mm <sup>2</sup> PUR CABLE UNSHIELDED	2273231-3
	4	0.34	22	Black	4x0.34mm <sup>2</sup> PUR CABLE UNSHIELDED	2273231-2
	3	0.34	22	Black	3x0.34mm <sup>2</sup> PUR CABLE UNSHIELDED	2273231-1
UNSHIELDED						
	#cond	mm <sup>2</sup>	AWG	JACKET COLOR	DESCRIPTION	TEPN

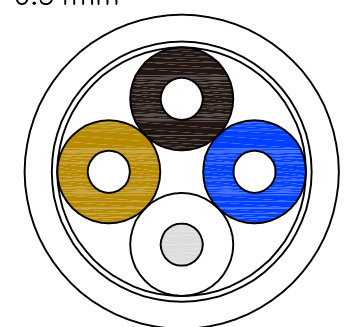
SHIELDED

3, 4 and 5 pos PUR & PVC

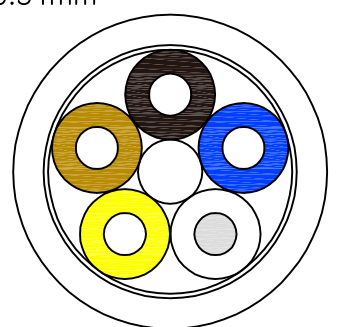
3x 0.34mm<sup>2</sup>



4x 0.34mm<sup>2</sup>

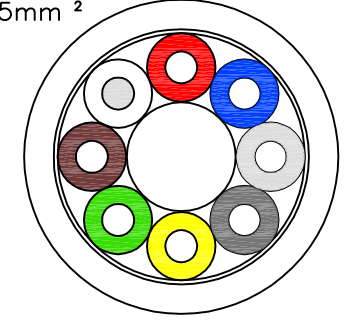


5x 0.34mm<sup>2</sup>



8 Pos PUR ONLY

8x 0.25mm<sup>2</sup>



THIS DRAWING IS A CONTROLLED DOCUMENT.

DIMENSIONS: mm	TOLERANCES UNLESS OTHERWISE SPECIFIED:
	0 PLC ± -
	1 PLC ± -
	2 PLC ± -
	3 PLC ± -
	4 PLC ± -
	ANGLES ± -
MATERIAL	FINISH
-	-

DWN	07APR2014
YATHISH C	
CHK	15APR2014
B.VELDHOVEN	
APVD	15APR2014
A.VAN ZANDVOORT	
PRODUCT SPEC	
APPLICATION SPEC	
WEIGHT	-

**STE** TE Connectivity

NAME: M8 M12 BULK CABLE TYPES

SIZE	CAGE CODE	DRAWING NO	RESTRICTED TO
A3	00779	C=2273231	-

CUSTOMER DRAWING SCALE: NTS SHEET: 1 of 5 REV: A

THIS DRAWING IS UNPUBLISHED.

RELEASED FOR PUBLICATION

-. - .

© COPYRIGHT - By -

ALL RIGHTS RESERVED.

LOC	DIST	REVISIONS			
P	LTR	DESCRIPTION	DATE	DWN	APVD
H	-	SEE SHEET 1	-	-	-

### Unshielded PUR

2273231-1

PUR CABLE	
No./diameter of wires	3 x 0.34 mm <sup>2</sup>
Wire isolation	PP (br, wh, bk)
C-track properties	5 million
Jacket	PUR (UL/CSA)
Outer diameter	approx. 4.3 mm
Bend radius (moving)	10 x outer diameter
Temperature range (fixed)	-40...+80 °C
Temperature range (mobile)	-25...+80 °C

2273231-4


PUR CABLE	
No./diameter of wires	8 x 0.25 mm <sup>2</sup>
Wire isolation	PP (br, wh, bl, bk, gr, pk, vi, or)
C-track properties	2 million
Jacket	PUR (UL/CSA)
Outer diameter	approx. 6.0 mm
Bend radius (moving)	10 x outer diameter
Temperature range (fixed)	-40...+80 °C
Temperature range (mobile)	-20...+80 °C

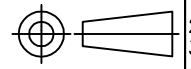
2273231-2

PUR CABLE	
No./diameter of wires	4 x 0.34 mm <sup>2</sup>
Wire isolation	PP (br, wh, bl, bk)
C-track properties	5 million
Jacket	PUR (UL/CSA)
Outer diameter	approx. 4.7 mm
Bend radius (moving)	10 x outer diameter
Temperature range (fixed)	-40...+80 °C
Temperature range (mobile)	-25...+80 °C

2273231-3

PUR CABLE	
No./diameter of wires	5 x 0.34 mm <sup>2</sup>
Wire isolation	PP (br, wh, bl, bk, gnye)
C-track properties	yes
Jacket	PUR (UL/CSA)
Outer diameter	approx. 5.0 mm
Bend radius (moving)	10 x outer diameter
Temperature range (fixed)	-50...+80 °C
Temperature range (mobile)	-25...+80 °C

THIS DRAWING IS A CONTROLLED DOCUMENT.		DWN	YATHISH C	07APR2014	 <b>TE Connectivity</b>					
		CHK	B.VELDHOVEN	15APR2014						
		APVD	A.VAN ZANDVOORT	15APR2014						
		PRODUCT SPEC								
		APPLICATION SPEC			NAME	M8 M12 BULK CABLE TYPES				
		SIZE	A3	CAGE CODE	00779	DRAWING NO	2273231	RESTRICTED TO	-	
		CUSTOMER DRAWING			SCALE	NTS	SHEET	2 of 5	REV	A

DIMENSIONS:	TOLERANCES UNLESS OTHERWISE SPECIFIED:
mm	
	0 PLC ± -
	1 PLC ± -
	2 PLC ± -
	3 PLC ± -
	4 PLC ± -
	ANGLES ± -

MATERIAL	FINISH	WEIGHT
-	-	-

THIS DRAWING IS UNPUBLISHED.

RELEASED FOR PUBLICATION

-, -

ALL RIGHTS RESERVED.

© COPYRIGHT - By -

LOC	DIST	REVISIONS					
		P	LTR	DESCRIPTION	DATE	DWN	APVD
H	-	-	-	SEE SHEET 1	-	-	-

# Unshielded PVC

1-2273231-1


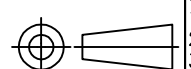
PVC CABLE	
No./diameter of wires	3 x 0.34 mm <sup>2</sup>
Wire isolation	PVC (br, bl, bk)
C-track properties	n.a.
Jacket	PVC (UL/CSA)
Outer diameter	approx. 4.6 mm
Bend radius (moving)	10 x outer diameter
Temperature range (fixed)	-30...+80 °C
Temperature range (mobile)	-5...+80 °C

1-2273231-2

PVC CABLE	
No./diameter of wires	4 x 0.34 mm <sup>2</sup>
Wire isolation	PVC (br, wh, bl, bk)
C-track properties	n.a.
Jacket	PVC (UL/CSA)
Outer diameter	approx. 5.0 mm
Bend radius (moving)	10 x outer diameter
Temperature range (fixed)	-30...+80 °C
Temperature range (mobile)	-5...+80 °C

1-2273231-3

PVC CABLE	
No./diameter of wires	5 x 0.34 mm <sup>2</sup>
Wire isolation	PP (br, wh, bl, bk, gnye)
C-track properties	n.a.
Jacket	PVC (UL/CSA)
Outer diameter	approx. 5.2 mm
Bend radius (moving)	10 x outer diameter
Temperature range (fixed)	-30...+80 °C
Temperature range (mobile)	-5...+80 °C

THIS DRAWING IS A CONTROLLED DOCUMENT.		DWN	YATHISH C	07APR2014	 <b>TE Connectivity</b>		
DIMENSIONS:		CHK	B.VELDHOVEN	15APR2014			
mm		APVD	A.VAN ZANDVOORT	15APR2014			
		PRODUCT SPEC		NAME		M8 M12 BULK CABLE TYPES	
TOLERANCES UNLESS OTHERWISE SPECIFIED:		APPLICATION SPEC		SIZE	CAGE CODE	DRAWING NO	RESTRICTED TO
0 PLC ± -		-		A3	00779	C=2273231	-
1 PLC ± -		-		CUSTOMER DRAWING		SCALE	SHEET
2 PLC ± -		-		-		NTS	3 of 5
3 PLC ± -		-		-		REV	
4 PLC ± -		-		-		A	
ANGLES ± -		-		-		-	
MATERIAL		FINISH		WEIGHT		-	
-		-		-		-	

THIS DRAWING IS UNPUBLISHED. RELEASED FOR PUBLICATION -.-  
 © COPYRIGHT - By - ALL RIGHTS RESERVED.

LOC	DIST	REVISIONS			
P	LTR	DESCRIPTION	DATE	DWN	APVD
H	-	SEE SHEET 1	-	-	-

### Shielded PUR

2-2273231-1

PUR CABLE	
No./diameter of wires	3 x 0.34 mm <sup>2</sup>
Wire isolation	PVC (br, wh, bk)
C-track properties	
Jacket	PUR/PVC (UL/CSA)
Outer diameter	approx. 5.9 mm
Bend radius (moving)	15 x outer diameter
Temperature range (fixed)	-30...+80 °C
Temperature range (mobile)	-5...+70 °C

2-2273231-4


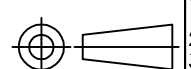
PUR CABLE	
No./diameter of wires	8 x 0.25 mm <sup>2</sup>
Wire isolation	PP (br, wh, bl, bk, gr, pk, vi, or)
C-track properties	2 million
Jacket	PUR (UL/CSA)
Outer diameter	approx. 7.0 mm
Bend radius (moving)	10 x outer diameter
Temperature range (fixed)	-40...+80 °C
Temperature range (mobile)	-20...+80 °C

2-2273231-2

PUR CABLE	
No./diameter of wires	4 x 0.34 mm <sup>2</sup>
Wire isolation	PVC (br, wh, bl, bk)
C-track properties	
Jacket	PUR/PVC (UL/CSA)
Outer diameter	approx. 5.9 mm
Bend radius (moving)	15 x outer diameter
Temperature range (fixed)	-30...+80 °C
Temperature range (mobile)	-5...+70 °C

2-2273231-3

PUR CABLE	
No./diameter of wires	5 x 0.34 mm <sup>2</sup>
Wire isolation	PVC (br, wh, bl, bk, gnye)
C-track properties	
Jacket	PUR/PVC (UL/CSA)
Outer diameter	approx. 5.9 mm
Bend radius (moving)	15 x outer diameter
Temperature range (fixed)	-40...+80 °C
Temperature range (mobile)	-5...+70 °C

THIS DRAWING IS A CONTROLLED DOCUMENT.		DWN	YATHISH C	07APR2014	 <b>TE Connectivity</b>		
DIMENSIONS: mm		CHK	B.VELDHOVEN	15APR2014			
		APVD	A.VAN ZANDVOORT	15APR2014			
TOLERANCES UNLESS OTHERWISE SPECIFIED:		NAME		M8 M12 BULK CABLE TYPES			
0 PLC ± - 1 PLC ± - 2 PLC ± - 3 PLC ± - 4 PLC ± - ANGLES ± -		APPLICATION SPEC		RESTRICTED TO			
MATERIAL		WEIGHT		SIZE	CAGE CODE	DRAWING NO	RESTRICTED TO
-		-		A3	00779	C=2273231	-
CUSTOMER DRAWING				SCALE	SHEET	REV	
				NTS	4 of 5	A	

THIS DRAWING IS UNPUBLISHED.

RELEASED FOR PUBLICATION

-, -

© COPYRIGHT - By -

ALL RIGHTS RESERVED.

LOC	DIST	REVISIONS					
		P	LTR	DESCRIPTION	DATE	DWN	APVD
H	-	-	-	SEE SHEET 1	-	-	-

# Shielded PVC

3-2273231-1


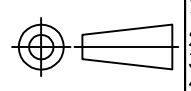
PVC CABLE	
No./diameter of wires	3 x 0.34 mm <sup>2</sup>
Wire isolation	PVC (br, bl, bk)
C-track properties	n.a.
Jacket	PVC (UL/CSA)
Outer diameter	approx. 5.9 mm
Bend radius (moving)	15 x outer diameter
Temperature range (fixed)	-40...+80 °C
Temperature range (mobile)	-5...+80 °C

3-2273231-2

PVC CABLE	
No./diameter of wires	4 x 0.34 mm <sup>2</sup>
Wire isolation	PVC (br, wh, bl, bk)
C-track properties	n.a.
Jacket	PVC (UL/CSA)
Outer diameter	approx. 5.9 mm
Bend radius (moving)	15 x outer diameter
Temperature range (fixed)	-30...+80 °C
Temperature range (mobile)	-5...+70 °C

3-2273231-3

PVC CABLE	
No./diameter of wires	5 x 0.34 mm <sup>2</sup>
Wire isolation	PVC (br, wh, bl, bk, gnye)
C-track properties	n.a.
Jacket	PUR (UL/CSA)
Outer diameter	approx. 5.9 mm
Bend radius (moving)	15 x outer diameter
Temperature range (fixed)	-30...+80 °C
Temperature range (mobile)	-5...+70 °C

THIS DRAWING IS A CONTROLLED DOCUMENT.		DWN YATHISH C 07APR2014	 TE Connectivity	
		CHK B.VELDHOVEN 15APR2014		
		APVD A.VAN ZANDVOORT 15APR2014	NAME M8 M12 BULK CABLE TYPES	
DIMENSIONS: mm		TOLERANCES UNLESS OTHERWISE SPECIFIED:		RESTRICTED TO
		0 PLC ± -		SIZE A3
		1 PLC ± -		
MATERIAL -		2 PLC ± -		CAGE CODE 00779
		3 PLC ± -		
FINISH -		4 PLC ± -		DRAWING NO C=2273231
		ANGLES ± -		
		WEIGHT -		SHEET 5 of 5
		CUSTOMER DRAWING		
		SCALE NTS		



Компания «ЭлектроПласт» предлагает заключение долгосрочных отношений при поставках импортных электронных компонентов на взаимовыгодных условиях!

Наши преимущества:

- Оперативные поставки широкого спектра электронных компонентов отечественного и импортного производства напрямую от производителей и с крупнейших мировых складов;
- Поставка более 17-ти миллионов наименований электронных компонентов;
- Поставка сложных, дефицитных, либо снятых с производства позиций;
- Оперативные сроки поставки под заказ (от 5 рабочих дней);
- Экспресс доставка в любую точку России;
- Техническая поддержка проекта, помощь в подборе аналогов, поставка прототипов;
- Система менеджмента качества сертифицирована по Международному стандарту ISO 9001;
- Лицензия ФСБ на осуществление работ с использованием сведений, составляющих государственную тайну;
- Поставка специализированных компонентов (Xilinx, Altera, Analog Devices, Intersil, Interpoint, Microsemi, Aeroflex, Peregrine, Syfer, Eurofarad, Texas Instrument, Miteq, Cobham, E2V, MA-COM, Hittite, Mini-Circuits, General Dynamics и др.);

Помимо этого, одним из направлений компании «ЭлектроПласт» является направление «Источники питания». Мы предлагаем Вам помощь Конструкторского отдела:

- Подбор оптимального решения, техническое обоснование при выборе компонента;
- Подбор аналогов;
- Консультации по применению компонента;
- Поставка образцов и прототипов;
- Техническая поддержка проекта;
- Защита от снятия компонента с производства.



#### Как с нами связаться

**Телефон:** 8 (812) 309 58 32 (многоканальный)

**Факс:** 8 (812) 320-02-42

**Электронная почта:** [org@eplast1.ru](mailto:org@eplast1.ru)

**Адрес:** 198099, г. Санкт-Петербург, ул. Калинина, дом 2, корпус 4, литера А.