

Plug - SPB 2,5/14 - 3040232

Please be informed that the data shown in this PDF Document is generated from our Online Catalog. Please find the complete data in the user's documentation. Our General Terms of Use for Downloads are valid (<http://download.phoenixcontact.com>)



Plug, Connection method: Spring-cage connection, Number of positions: 14, Cross section: 0.08 mm² - 4 mm², AWG: 28 - 12, Width: 72.8 mm, Height: 39 mm, Color: gray

The illustration shows a 6-position version

Product Features

- Plug with bridging option, for use with basic terminal blocks



Key commercial data

Packing unit	1 1
Weight per Piece (excluding packing)	46.22 GRM
Custom tariff number	85366990
Country of origin	Poland

Technical data

General

Number of levels	1
Number of connections	1
Color	gray
Insulating material	PA
Inflammability class according to UL 94	V0
Maximum load current	24 A (with 2.5 mm ² conductor cross section)
Rated surge voltage	6 kV
Pollution degree	3
Surge voltage category	III
Insulating material group	I
Connection in acc. with standard	IEC 61984
Nominal current I _N	24 A

Plug - SPB 2,5/14 - 3040232

Technical data

General

Nominal voltage U_N	500 V
Open side panel	nein
Number of positions	14

Dimensions

Width	72.8 mm
Length	20 mm
Height	39 mm

Connection data

Conductor cross section solid min.	0.08 mm ²
Conductor cross section solid max.	4 mm ²
Conductor cross section AWG/kcmil min.	28
Conductor cross section AWG/kcmil max.	12
Conductor cross section stranded min.	0.08 mm ²
Conductor cross section stranded max.	2.5 mm ²
Min. AWG conductor cross section, stranded	28
Max. AWG conductor cross section, stranded	14
Conductor cross section stranded, with ferrule without plastic sleeve min.	0.14 mm ²
Conductor cross section stranded, with ferrule without plastic sleeve max.	2.5 mm ²
Conductor cross section stranded, with ferrule with plastic sleeve min.	0.14 mm ²
Conductor cross section stranded, with ferrule with plastic sleeve max.	2.5 mm ²
2 conductors with same cross section, stranded, TWIN ferrules with plastic sleeve, max.	0.5 mm ²
Connection method	Spring-cage connection
Stripping length	10 mm
Internal cylindrical gage	A3

Classifications

eCl@ss

eCl@ss 4.0	272607xx
eCl@ss 4.1	27260701
eCl@ss 5.0	27260701
eCl@ss 5.1	27260701
eCl@ss 6.0	27141151
eCl@ss 7.0	27141151
eCl@ss 8.0	27141151

Plug - SPB 2,5/14 - 3040232

Classifications

ETIM

ETIM 2.0	EC000897
ETIM 3.0	EC000897
ETIM 4.0	EC001121
ETIM 5.0	EC002021

UNSPSC

UNSPSC 6.01	30211802
UNSPSC 7.0901	39121402
UNSPSC 11	39121402
UNSPSC 12.01	39121402
UNSPSC 13.2	39121402

Approvals

Approvals


Approvals

CSA / UL Recognized / cUL Recognized / GOST / LR / GL / BV / DNV / RS / GOST / CSA / cULus Recognized

Ex Approvals

Approvals submitted

Approval details

CSA 			
	B	C	
	mm ² /AWG/kcmil	24-12	24-12
	Nominal current I _N	20 A	20 A
	Nominal voltage U _N	300 V	300 V

Plug - SPB 2,5/14 - 3040232

Approvals

UL Recognized

	B	C	D
mm ² /AWG/kcmil	28-12	28-12	28-12
Nominal current I _N	20 A	20 A	5 A
Nominal voltage U _N	300 V	300 V	600 V

cUL Recognized

	B	C	D
mm ² /AWG/kcmil	28-12	28-12	28-12
Nominal current I _N	20 A	20 A	5 A
Nominal voltage U _N	300 V	300 V	600 V

GOST

LR

GL

BV

DNV

RS

GOST

Plug - SPB 2,5/14 - 3040232

Approvals

CSA			
	B	C	D
mm ² /AWG/kcmil	24-12	24-12	24-12
Nominal current I _N	20 A	20 A	5 A
Nominal voltage U _N	300 V	300 V	600 V

cULus Recognized	
------------------	--

Accessories

Accessories

Bridge

Plug-in bridge - FBS 2-5 - 3030161



Plug-in bridge, Number of positions: 2, Color: red

Plug-in bridge - FBS 3-5 - 3030174



Plug-in bridge, Number of positions: 3, Color: red

Plug-in bridge - FBS 4-5 - 3030187



Plug-in bridge, Number of positions: 4, Color: red

Plug - SPB 2,5/14 - 3040232

Accessories

Plug-in bridge - FBS 5-5 - 3030190



Plug-in bridge, Number of positions: 5, Color: red

Plug-in bridge - FBS 10-5 - 3030213



Plug-in bridge, Number of positions: 10, Color: red

Plug-in bridge - FBS 20-5 - 3030226



Plug-in bridge, Number of positions: 20, Color: red

Flange

Flange cover - DFS-SPB 2,5 - 3061444



Flange cover, Length: 35.8 mm, Width: 4.5 mm, Height: 24.7 mm, Color: gray

Insulating sleeve

Insulation stop sleeve - ISH 2,5/0,2 - 3002843



Insulation stop sleeve, Color: white

Plug - SPB 2,5/14 - 3040232

Accessories

Insulation stop sleeve - ISH 2,5/0,5 - 3002856



Insulation stop sleeve, Color: gray

Insulation stop sleeve - ISH 2,5/1,0 - 3002869



Insulation stop sleeve, Color: black

Labeled terminal marker

Zack Marker strip, flat - ZBF 5 CUS - 0825025



Zack Marker strip, flat, Can be ordered: Strip, white, Labeled according to customer specifications, Mounting type: Snap into flat marker groove, For terminal block width: 5 mm, Lettering field: 5.15 x 5.15 mm

Marker for terminal blocks - UC-TMF 5 CUS - 0824638



Marker for terminal blocks, Can be ordered: By sheet, white, Labeled according to customer specifications, Mounting type: Snap into flat marker groove, For terminal block width: 5.2 mm, Lettering field: 4.6 x 5.1 mm

Marker for terminal blocks - UCT-TMF 5 CUS - 0829658



Marker for terminal blocks, Can be ordered: By sheet, white, Labeled according to customer specifications, Mounting type: Snap into flat marker groove, For terminal block width: 5.2 mm, Lettering field: 4.4 x 4.7 mm

Plug - SPB 2,5/14 - 3040232

Accessories

Marker pen

Marker pen - B-STIFT - 1051993



Marker pen, for manual labeling of unprinted Zack strips, smear-proof and waterproof, line thickness 0.5 mm

Marker pen - X-PEN 0,35 - 0811228



Marker pen without ink cartridge, for manual labeling of markers, labeling extremely wipe-proof, line thickness 0.35 mm

Mounting material

Latching - PR - 3040559



Latching, Number of positions: 1, Color: orange

Latching - PR/2 - 3040630



Latching, Number of positions: 2, Color: orange

Latching - PRZ - 3040614



Latching, Length: 3 mm, Width: 5.2 mm, Number of positions: 2, Color: orange

Plug - SPB 2,5/14 - 3040232

Accessories

Shield connection

Shield connection clamp - PSH 3-6 - 3040591



Shield connection clamp, Color: black

Shield connection clamp - PSH 5-10 - 3040601



Shield connection clamp, Color: black

Strain relief

Strain relief - PZ/4 - 3040643



Strain relief, Number of positions: 4, Color: black

Terminal marking

Zack Marker strip, flat - ZBF 5:UNBEDRUCKT - 0808642



Zack Marker strip, flat, Strip, white, Unlabeled, Can be labeled with: Plotter, Mounting type: Snap into flat marker groove, For terminal block width: 5 mm, Lettering field: 5.1 x 5.2 mm

Plug - SPB 2,5/14 - 3040232

Accessories

Marker for terminal blocks - UC-TMF 5 - 0818153



Marker for terminal blocks, Sheet, white, Unlabeled, Can be labeled with: BLUEMARK CLED, BLUEMARK LED, Plotter, Mounting type: Snap into flat marker groove, For terminal block width: 5.2 mm, Lettering field: 4.6 x 5.1 mm

Marker for terminal blocks - UCT-TMF 5 - 0828744



Marker for terminal blocks, Sheet, white, Unlabeled, Can be labeled with: THERMOMARK CARD PLUS, THERMOMARK CARD, BLUEMARK CLED, BLUEMARK LED, Mounting type: Snap into flat marker groove, For terminal block width: 5.2 mm, Lettering field: 4.4 x 4.7 mm

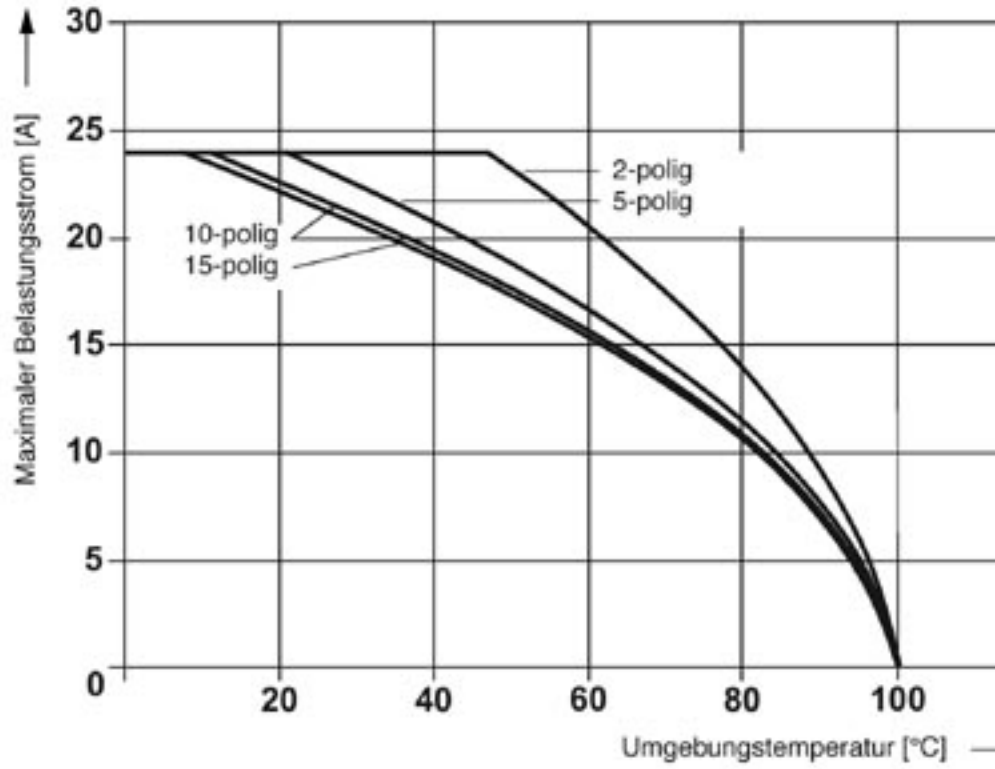
Drawings

Plug - SPB 2,5/14 - 3040232

Circuit diagram



Diagram



Derating curve for ST 2,5/ 1P, ST 2,5/ 2P, ST 2,5-TWIN/ 1P and for all plug versions SP...

Plug - SPB 2,5/14 - 3040232

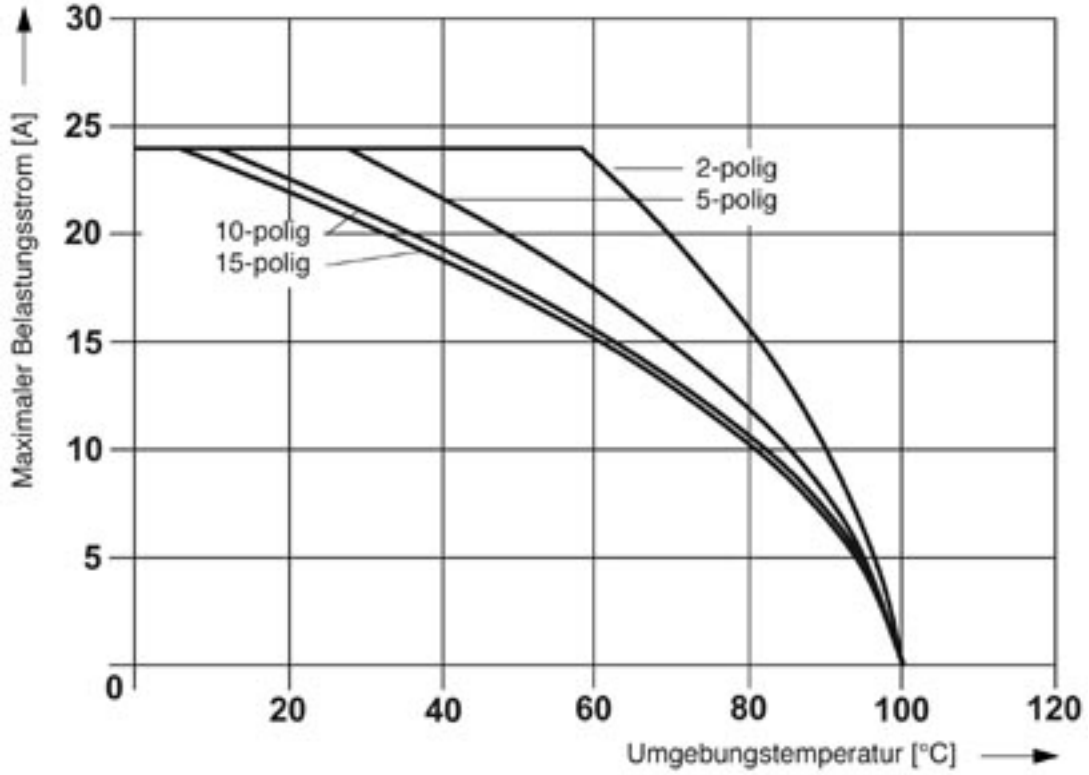
Diagram



Derating curve for ST 2,5-TWIN-MT/1P, ST 2,5-TWIN-TG/1P and for all plug versions SP...

Plug - SPB 2,5/14 - 3040232

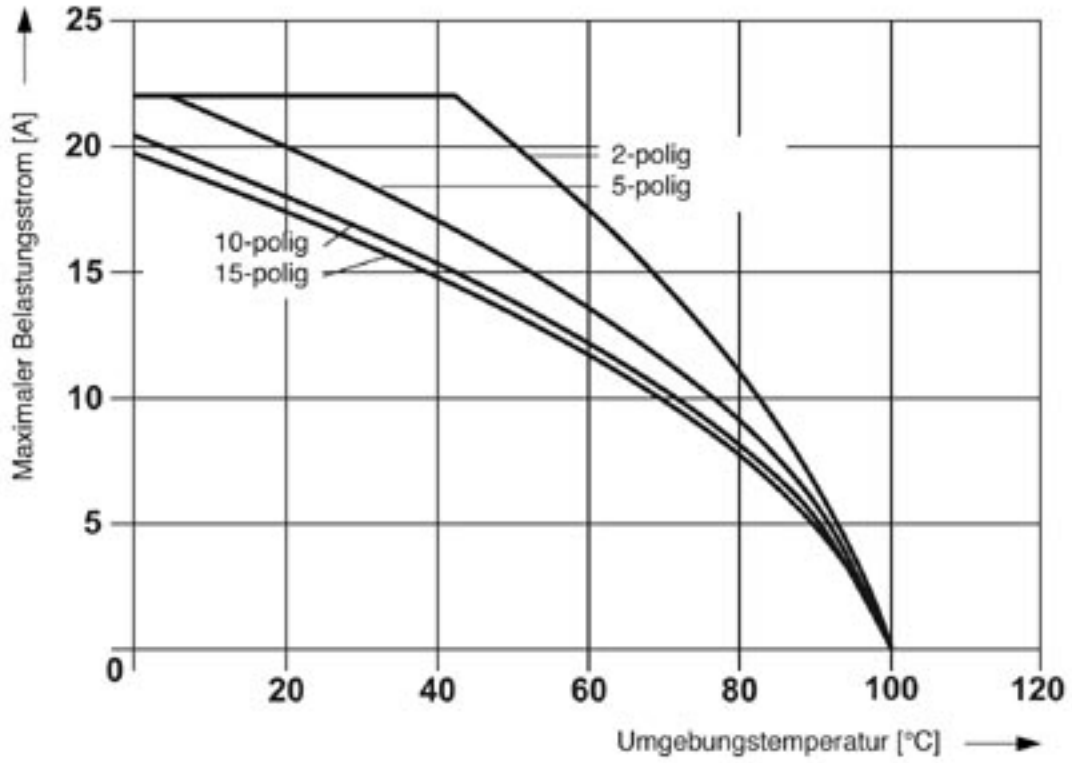
Diagram



Derating curve for ST 2,5-QUATTRO/2P, ST 2,5-QUATTRO/4P and for all plug versions SP...

Plug - SPB 2,5/14 - 3040232

Diagram



Derating curve for STTB 2,5/ 2P, STTB 2,5/ 2P-PV and for all plug versions SP...

Plug - SPB 2,5/14 - 3040232

Diagram



Derating curve for ST 2,5-4L/1P, ST 2,5-4L/2P and for all plug versions SP...



Компания «ЭлектроПласт» предлагает заключение долгосрочных отношений при поставках импортных электронных компонентов на взаимовыгодных условиях!

Наши преимущества:

- Оперативные поставки широкого спектра электронных компонентов отечественного и импортного производства напрямую от производителей и с крупнейших мировых складов;
- Поставка более 17-ти миллионов наименований электронных компонентов;
- Поставка сложных, дефицитных, либо снятых с производства позиций;
- Оперативные сроки поставки под заказ (от 5 рабочих дней);
- Экспресс доставка в любую точку России;
- Техническая поддержка проекта, помощь в подборе аналогов, поставка прототипов;
- Система менеджмента качества сертифицирована по Международному стандарту ISO 9001;
- Лицензия ФСБ на осуществление работ с использованием сведений, составляющих государственную тайну;
- Поставка специализированных компонентов (Xilinx, Altera, Analog Devices, Intersil, Interpoint, Microsemi, Aeroflex, Peregrine, Syfer, Eurofarad, Texas Instrument, Miteq, Cobham, E2V, MA-COM, Hittite, Mini-Circuits, General Dynamics и др.);

Помимо этого, одним из направлений компании «ЭлектроПласт» является направление «Источники питания». Мы предлагаем Вам помощь Конструкторского отдела:

- Подбор оптимального решения, техническое обоснование при выборе компонента;
- Подбор аналогов;
- Консультации по применению компонента;
- Поставка образцов и прототипов;
- Техническая поддержка проекта;
- Защита от снятия компонента с производства.



Как с нами связаться

Телефон: 8 (812) 309 58 32 (многоканальный)

Факс: 8 (812) 320-02-42

Электронная почта: org@eplast1.ru

Адрес: 198099, г. Санкт-Петербург, ул. Калинина, дом 2, корпус 4, литера А.