

Description

Magnecraft General Purpose Relays

750 Series

DPDT and 3DPT, 10 A



UL listed when used with proper Magnecraft sockets



750 Clear Cover



750 Full-Feature Cover

Description

The 750 series octal base, plug-in relays offer clear or full-feature covers with multiple mounting options and accessories.

Feature	Benefit
Octal style mounting	Robust and historically-proven mounting platform that provides excellent structural support
10 A max. switching current	Ideal for automation panels and controls
Clear or full-feature cover options	Full-feature covers include LED indicator and locking test button
DPDT and 3PDT contact configurations	Simultaneously control separate circuits
Socket mount option	Simplifies installation and maintenance while also allowing the use of protection modules, hold-down clips and other accessories
Gold-flashed contacts	Reduces contact oxidation and increases shelf life
Mechanical flag indicator	Standard feature displays relay status during testing or operation

Contact Rating	Contact Configuration	Nominal Voltage	Coil Resistance (Ω)	Standard Part Number: Clear Cover	Standard Part Number: Clear Cover with LED	Standard Part Number: Full-Feature
10 A	DPDT	12 Vac 50/60Hz	16.9	750XBXRC-12A	750XBXRCL-12A	750XBXRM4L-12A
		24 Vac 50/60Hz	72	750XBXRC-24A	750XBXRCL-24A	750XBXRM4L-24A
		120 Vac 50/60Hz	1700	750XBXRC-120A	750XBXRCL-120A	750XBXRM4L-120A
		240 Vac 50/60Hz	6800	750XBXRC-240A	750XBXRCL-240A	750XBXRM4L-240A
		12 Vdc	120	750XBXRC-12D	750XBXRCL-12D	750XBXRM4L-12D
		24 Vdc	470	750XBXRC-24D	750XBXRCL-24D	750XBXRM4L-24D
		48 Vdc	1800	750XBXRC-48D	750XBXRCL-48D	750XBXRM4L-48D
	110 Vdc	7300	750XBXRC-110D	750XBXRCL-110D	750XBXRM4L-110D	
	3PDT	12 Vac 50/60Hz	16.9	750XCXRC-12A	750XCXRCL-12A	750XCXRM4L-12A
		24 Vac 50/60Hz	72	750XCXRC-24A	750XCXRCL-24A	750XCXRM4L-24A
		120 Vac 50/60Hz	1700	750XCXRC-120A	750XCXRCL-120A	750XCXRM4L-120A
		240 Vac 50/60Hz	6800	750XCXRC-240A	750XCXRCL-240A	750XCXRM4L-240A
		12 Vdc	120	750XCXRC-12D	750XCXRCL-12D	750XCXRM4L-12D
		24 Vdc	470	750XCXRC-24D	750XCXRCL-24D	750XCXRM4L-24D
48 Vdc		1800	750XCXRC-48D	750XCXRCL-48D	750XCXRM4L-48D	
110 Vdc	7300	750XCXRC-110D	750XCXRCL-110D	750XCXRM4L-110D		

Part Number Explanation



Please contact Customer Service for more information (847-441-2540).

Specifications

Part Number	750XBXR	750XCXR
Contact Characteristics		
Terminal Style	Octal	Octal
Contact Configuration	DPDT	3PDT
Maximum Current	10 A	10 A
Contact Materials	Silver Alloy	Silver Alloy
Maximum Switching Voltage	IEC: 250 Vac / 28 Vdc UL/CSA: 300 Vac / 30 Vdc	IEC: 250 Vac / 28 Vdc UL/CSA: 300 Vac / 30 Vdc
Rated Switching Current at Voltage (Conforming to IEC AC-1 and DC-1)	NO: 10 A at 250 Vac, NC: 5 A at 250 Vac NO: 10 A at 28 Vdc, NC: 5 A at 28 Vdc	NO: 10 A at 250 Vac, NC: 5 A at 250 Vac NO: 10 A at 28 Vdc, NC: 5 A at 28 Vdc
Rated Switching Current at Voltage (Conforming to UL)	Resistive: 10 A at 277 Vac 50 / 60 Hz, 200k cycles Resistive: 10 A at 30 Vdc, 200k cycles Motor: 1/3 HP at 120 Vac, 6k cycles Motor: 1 HP at 277 Vac, 6k cycles Pilot Duty: B300, 6k cycles	Resistive: 10 A at 277 Vac 50 / 60 Hz, 200k cycles Resistive: 10 A at 30 Vdc, 200k cycles Motor: 1/3 HP at 120 Vac, 6k cycles Motor: 1 HP at 277 Vac, 6k cycles Pilot Duty: B300, 6k cycles
Minimum Switching Requirement	10 mA at 17 Vdc	10 mA at 17 Vdc
Coil Characteristics		
Maximum Operating Voltage	110% (AC / DC)	110% (AC / DC)
Maximum Pickup Voltage	85% (AC); 80% (DC)	85% (AC); 80% (DC)
Drop-out Voltage Threshold	15% (AC); 10% (DC)	15% (AC); 10% (DC)
Average Consumption	3 VA (AC); 1.4 W (DC)	3 VA (AC); 1.4 W (DC)
General Characteristics		
Electrical Life at Rated Load	100,000 operations	100,000 operations
Mechanical Life	5,000,000 operations	5,000,000 operations
Operating Time (Response Time)	20 ms	20 ms
Dielectric Strength - Between Coil and Contact (AC)	2500 V(rms)	2500 V(rms)
Dielectric Strength - Between Poles (AC)	2000 V(rms)	2000 V(rms)
Dielectric Strength - Between Open Contacts (AC)	1500 V(rms)	1500 V(rms)
Ambient Air Temperature around the Device - Storage	-40 to +85 °C (-40 to +185°F)	-40 to +85 °C (-40 to +185 °F)
Ambient Air Temperature around the Device - Operation	-40 to +55 °C (-40 to +131°F)	-40 to +55 °C (-40 to +131 °F)
Vibration Resistance - Operational	+/- 1 mm (10–35 Hz) and 3 g-n (35–150 Hz)	+/- 1 mm (10–35 Hz) and 3 g-n (35–150 Hz)
Shock Resistance	10 g-n	10 g-n
Degree of Protection (Housing Only)	IP 40	IP 40
Weight	83 g (2.93 oz)	83 g (2.93 oz)
Agency Approvals	UL with socket, UR (E164862), CE, CSA (225619), RoHS	

Note: Actual product performance may vary depending on application and environmental conditions.

Dimensions — inches (millimeters)

Clear Cover Dimensions

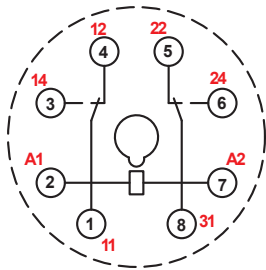


Full-Feature Cover Dimensions

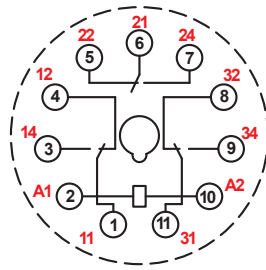


Wiring Diagrams


DPDT



3PDT



NEMA
IEC



Description

Optional sockets offer customizable, Fingersafe solutions including protection modules, hold-down clips, and ID tags. Sockets are DIN rail and panel mount compatible.

Relay Accessories



Description	Function	For Use With Relays	Pkg. Min.	Standard Part Number
Socket 1	DIN/Panel mount, module compatible	750XBXR	10	70-750E8-1
Socket 2	DIN/Panel mount with elevator terminals, module compatible	750XBXR	10	70-750EL8-1
Socket 3	DIN/Panel mount, module compatible	750XBXR	10	70-750DL8-1
Socket 4	DIN/Panel mount with screw terminals and clamping plates	750XBXR	10	70-464-1
Socket 5	Panel mount with screw terminals and clamping plates	750XBXR	10	70-169-1
Socket 6	DIN/Panel mount with elevator terminals, module compatible	750XCXR	10	70-750E11-1
Socket 7	DIN/Panel mount with elevator terminals	750XCXR	10	70-750EL11-1
Socket 8	DIN/Panel mount, module compatible	750XCXR	10	70-750DL11-1
Socket 9	DIN/Panel mount with screw terminals and clamping plates	750XCXR	10	70-465-1
Socket 10	Panel mount with screw terminals and clamping plates	750XCXR	10	70-170-1

Socket Accessories



Description	Function	For Use With Sockets	Coil Voltage	Pkg. Min.	Standard Part Number
Metal Spring Clip 1	Secures relay in socket	70-750EL8-1, 70-750E8-1, 70-750E11-1, 70-464-1	–	10	16-1351
Metal Spring Clip 2	Secures relay in socket	70-750E8-1, 70-750DL8-1, 70-750E11-1, 70-464-1	–	10	16-1344
Metal Spring Clip 3	Secures relay in socket	70-750DL8-1	–	10	16-1332
Plastic I.D. Tag 4	Write-on plastic labels	70-750E8-1, 70-750EL8-1, 70-750DL8-1, 70-750E11-1, 70-750EL11, 70-750DL11-1	–	10	16-750/788FT-1
Insulated Coil Bus Jumper System 5	Wireless socket connection	70-750E8-1, 70-750E11-1, 70-750DL8-1, 70-750E11-1, 70-464-1, 70-465-1	–	10	16-750/788CBJ-1
Extruded Aluminum DIN Rail, 39.37" (1000 mm) 6	Quick installation and removal of sockets	70-750E8-1, 70-750E11-1, 70-750DL8-1, 70-750E11-1, 70-464-1, 70-465-1	–	10	16-700DIN
DIN Rail End Clip 6	Plastic end clip with locking screw	–	–	10	16-DCLIP-1
Large Socket Module	MOV Suppressor (Protects from damaging electrical spikes)	70-750E8-1, 70-750EL8-1, 70-750DL8-1, 70-750E11-1, 70-750EL11-1, 70-750DL11-1	24 Vac/Vdc	10	70-ASMM-24
Large Socket Module	Protection Diode (Protects external drive circuitry from inductive voltages)	70-750E8-1, 70-750EL8-1, 70-750DL8-1, 70-750E11-1, 70-750EL11-1, 70-750DL11-1	250 Vdc	10	70-ASMD-250
Large Socket Module 7	LED Indicator (Provides coil status at a glance)	70-750E8-1, 70-750EL8-1, 70-750DL8-1, 70-750E11-1, 70-750EL11-1, 70-750DL11-1	110/240 Vac/Vdc	10	70-ASMLG-110/240
Large Socket Module	RC Suppressor (Snubs back EMF of relay coil)	70-750E8-1, 70-750EL8-1, 70-750DL8-1, 70-750E11-1, 70-750EL11-1, 70-750DL11-1	110/240 Vac	10	70-ASMR-110/240

Note: Use of LED or RC socket module may increase coil power draw by up to 10%.



Компания «ЭлектроПласт» предлагает заключение долгосрочных отношений при поставках импортных электронных компонентов на взаимовыгодных условиях!

Наши преимущества:

- Оперативные поставки широкого спектра электронных компонентов отечественного и импортного производства напрямую от производителей и с крупнейших мировых складов;
- Поставка более 17-ти миллионов наименований электронных компонентов;
- Поставка сложных, дефицитных, либо снятых с производства позиций;
- Оперативные сроки поставки под заказ (от 5 рабочих дней);
- Экспресс доставка в любую точку России;
- Техническая поддержка проекта, помощь в подборе аналогов, поставка прототипов;
- Система менеджмента качества сертифицирована по Международному стандарту ISO 9001;
- Лицензия ФСБ на осуществление работ с использованием сведений, составляющих государственную тайну;
- Поставка специализированных компонентов (Xilinx, Altera, Analog Devices, Intersil, Interpoint, Microsemi, Aeroflex, Peregrine, Syfer, Eurofarad, Texas Instrument, Miteq, Cobham, E2V, MA-COM, Hittite, Mini-Circuits, General Dynamics и др.);

Помимо этого, одним из направлений компании «ЭлектроПласт» является направление «Источники питания». Мы предлагаем Вам помощь Конструкторского отдела:

- Подбор оптимального решения, техническое обоснование при выборе компонента;
- Подбор аналогов;
- Консультации по применению компонента;
- Поставка образцов и прототипов;
- Техническая поддержка проекта;
- Защита от снятия компонента с производства.



Как с нами связаться

Телефон: 8 (812) 309 58 32 (многоканальный)

Факс: 8 (812) 320-02-42

Электронная почта: org@eplast1.ru

Адрес: 198099, г. Санкт-Петербург, ул. Калинина, дом 2, корпус 4, литера А.