

1-stage filter for 3-phase systems with neutral conductor



See below:

**Approvals and Compliances**

**Description**

- Terminals for three phases, neutral conductor and ground

**Applications**

- Voltage rating 480 VAC for world wide acceptance
- Protection against interference voltage from the mains
- For standard and industrial applications
- Suitable for use in equipment according to IEC/UL 62368-1

**References**

We recommend for new applications the type [FMAD NEO](#)

**Weblinks**

[pdf data sheet](#), [html datasheet](#), [General Product Information](#), [Approvals](#), [Distributor-Stock-Check](#), [Detailed request for product](#), [Microsite](#)

**Technical Data**

Rated Current	6 - 550A
Rated voltage	277/480VAC, 50/60 Hz
Approval for	6 - 550A @ 40 (75) °C / 277/480VAC
Overload Current	1.5 x Ir for 1 minute, per hour
Leakage Current	industrial < 15mA (440V / 50 Hz)
Dielectric Strength	277/480 VAC:
	2.25kVDC between L-L
	1.7kVDC between L-N
	3kVDC between L-PE
	2.7kVDC between N-PE
	Test voltage (2 sec)
Number of Filter Stages	1-stage
Weight	0.95 - 24.5kg
Material: Housing	Metal
Sealing Compound	UL 94V-0

Mounting	Screw-on mounting on chassis, from top
Terminal	Screw clamps
Operating Temperature	-25 °C to 100 °C
Climatic Category	25/100/21 acc. to IEC 60068-1
Degree of Protection	IP20 acc. to IEC 60529
Protection Class	Suitable for appliances with protection class I acc. to IEC 61140
MTBF	> 200'000h acc. to MIL-HB-217 F

**Approvals and Compliances**

Detailed information on product approvals, code requirements, usage instructions and detailed test conditions can be looked up in [Details about Approvals](#)

SCHURTER products are designed for use in industrial environments. They have approvals from independent testing bodies according to national and international standards. Products with specific characteristics and requirements such as required in the automotive sector according to IATF 16949, medical technology according to ISO 13485 or in the aerospace industry can be offered exclusively with customer-specific, individual agreements by SCHURTER.

**Approvals**

The approval mark is used by the testing authorities to certify compliance with the safety requirements placed on electronic products.

Approval Reference Type: FMAD

Approval Logo	Certificates	Certification Body	Description
	<a href="#">UL Approvals</a>	UL	UL File Number: E72928

**Product standards**

Product standards that are referenced

Organization	Design	Standard	Description
	Designed according to	IEC 60939	Passive filters for suppressing electromagnetic interference
	Designed according to	UL 1283	Electromagnetic interference filters





**Application standards**

Application standards where the product can be used

Organization	Design	Standard	Description
	Designed for applications acc.	IEC/UL 62368-1	IEC 62368-1 includes the basic requirements for safety of audio, video, information technology and office equipment.

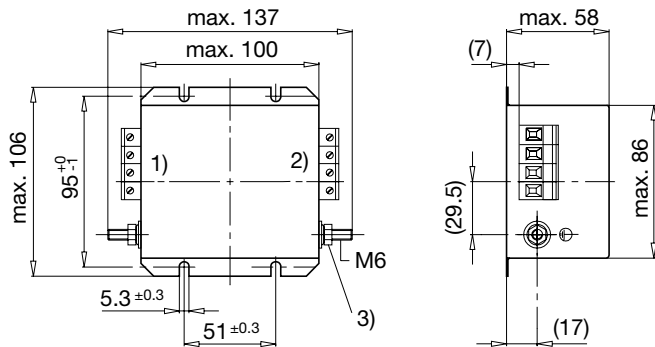
**Compliances**

The product complies with following Guide Lines

Identification	Details	Initiator	Description
	<a href="#">CE declaration of conformity</a>	SCHURTER AG	The CE marking declares that the product complies with the applicable requirements laid down in the harmonisation of Community legislation on its affixing in accordance with EU Regulation 765/2008.
	RoHS	SCHURTER AG	Directive RoHS 2011/65/EU, Amendment (EU) 2015/863
	China RoHS	SCHURTER AG	The law SJ / T 11363-2006 (China RoHS) has been in force since 1 March 2007. It is similar to the EU directive RoHS.
	REACH	SCHURTER AG	On 1 June 2007, Regulation (EC) No 1907/2006 on the Registration, Evaluation, Authorization and Restriction of Chemicals 1 (abbreviated as "REACH") entered into force.

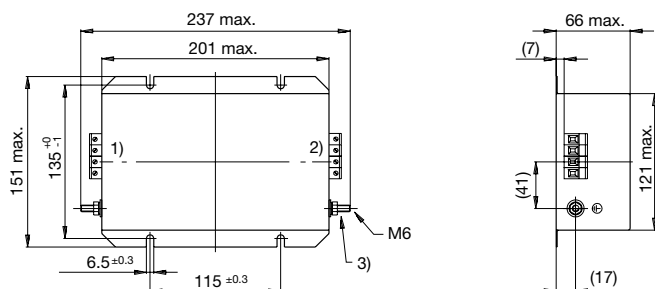
**Dimension [mm]**

Case 24-4

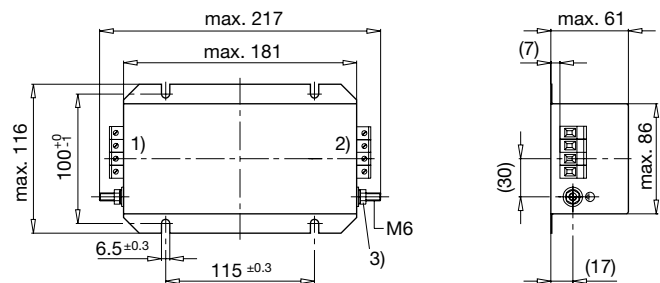


- 1) Line
- 2) Load
- 3) Nut torque 3...4 Nm

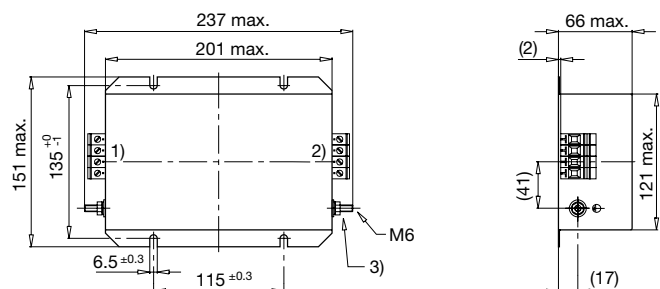
Case 32-4



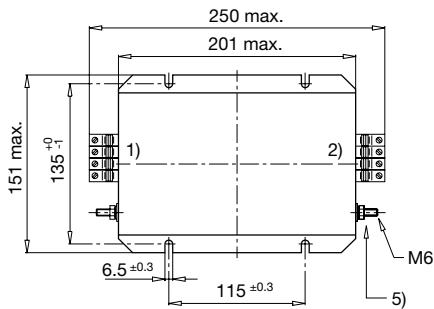
Case 31-4



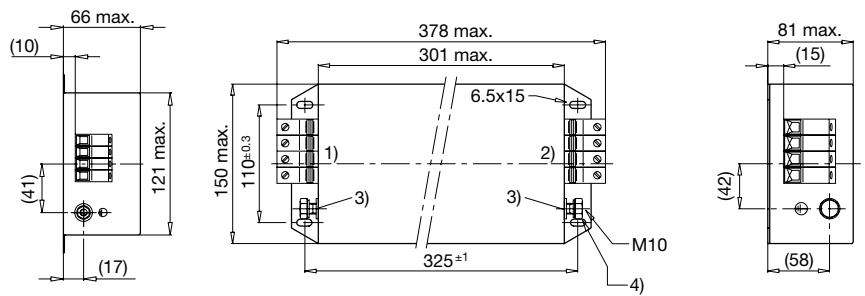
Case 32-8



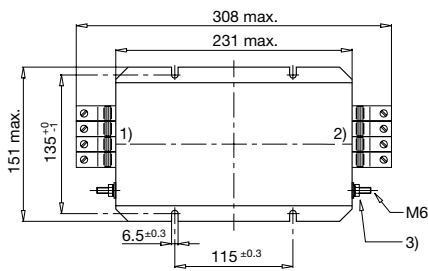
Case 34-4



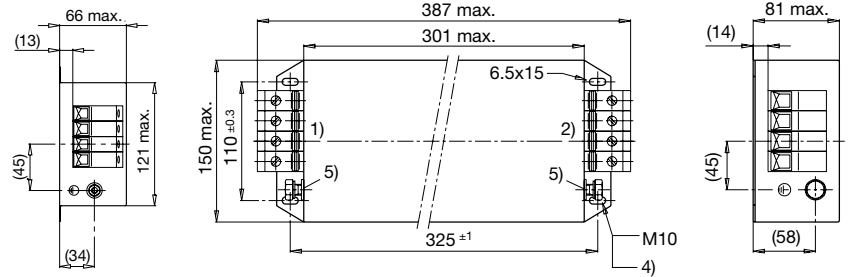
Case 37-4



Case 53-4



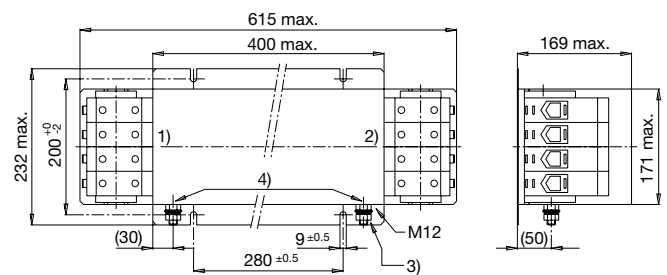
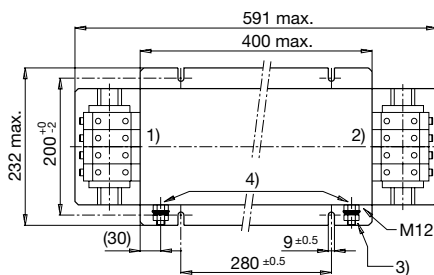
Case 54-4



- 1) Line
- 2) Load
- 3) Tightening torque 3...4 Nm
- 4) Tightening torque 10...17 Nm
- 5) Do not unscrew lock-nut

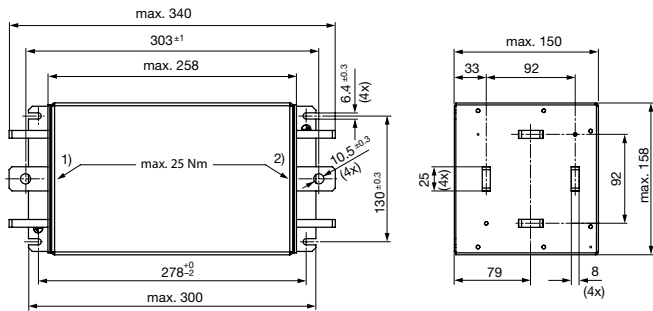
Case 55-4

Case 56-4



- 1) Line
- 2) Load
- 3) Nut torque 14...30 Nm
- 4) Do not unscrew lock-nut

Case KQ

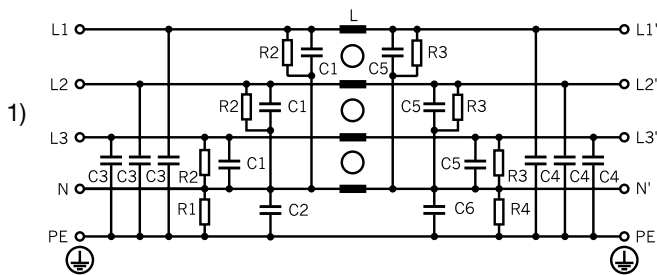


- 1) Line
- 2) Load
- 3) Torsional stress at flat copper max. 25 Nm

Technical data to the filter components

Rated Current @ Tu 40°C (75°C) [A]	L [mH]	C1 [μF]	C2 [μF]	C3 [nF]	C4 [nF]	C5 [μF]	C6 [μF]	R1 [MΩ]	R2 [MΩ]	R3 [MΩ]	R4 [MΩ]
6 (4.8)	9	1.0	-	100	10	2.2	-	-	-	1	2.2
8 (5)	8	1.0	-	100	10	2.2	-	-	-	1	2.2
16 (9.5)	5	1.0	-	100	10	2.2	-	-	-	1	2.2
25 (13)	2.6	4.4	1	10	47	4.4	1	-	1	1	2.2
36 (19)	1.8	4.4	1	10	47	4.4	1	2.2	1	1	-
50 (32)	0.8	4.4	1	10	100	4.4	1	2.2	1	1	-
64 (34)	0.6	4.4	1	10	100	4.4	1	2.2	1	1	-
80 (43)	0.9	6.6	1	47	100	6.6	1	2.2	1	1	-
110 (66)	0.5	6.6	1	47	100	6.6	1	2.2	1	1	-
180 (95)	0.25	6.6	1	47	100	6.6	1	2.2	1	1	2.2
250 (120)	0.2	11	1	100	100	11	1	2.2	0.5	0.5	2.2
550 (320)	0.2	10	1	100	100	10	1	2.2	0.5	0.5	2.2

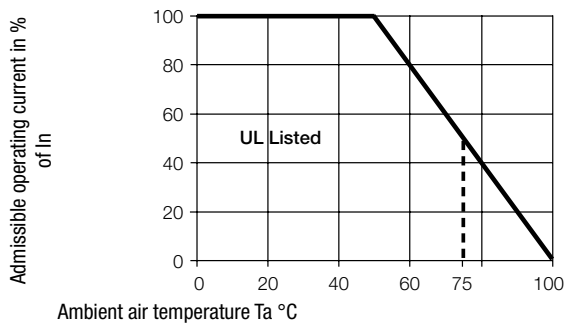
Diagrams



- 1) Line

**Derating Curves**

Permissible Working Current as a Function of Ambient Temperature

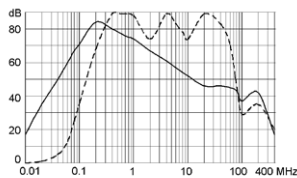


**Attenuation Loss**

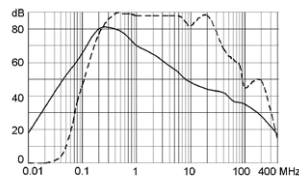
Industrial version

--- 50Ω differential mode \_\_\_\_ 50Ω common mode

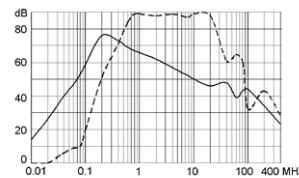
6A (FMAD-0924-0610)



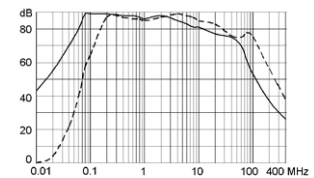
8A (FMAD-0931-0810)



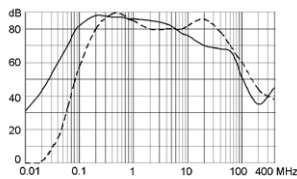
16A (FMAD-0931-1610)  
16A (FMAD-0932-1610)



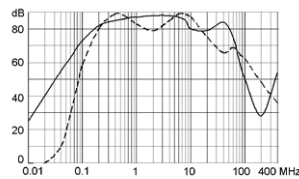
25A (FMAD-0932-2510)



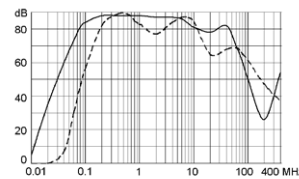
36A (FMAD-0934-3610)



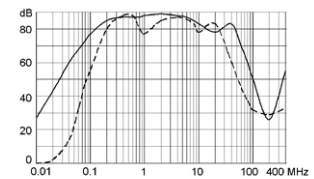
50A (FMAD-0934-5010)



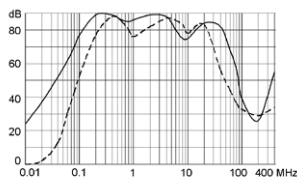
64A (FMAD-0953-6410)



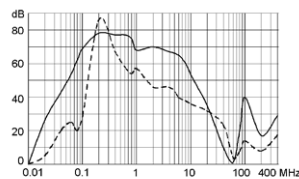
80A (FMAD-0937-8010)



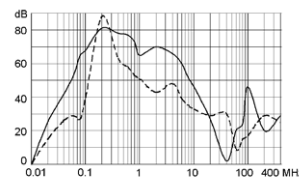
110A (FMAD-0954-H110)



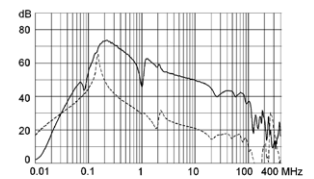
180A (FMAD-0955-H210)



250A FMAD-0956-H310



550A FMAD-09KQ-H650



**All Variants**

Rated Current @ $T_u$ 40°C (75°C) [A]	Leakage Current [mA] @ 440V, 60Hz 1)	Tripped Power Dissipation [W]	Contact Resistance [mΩ]	Weight [kg]	Clamps [mm <sup>2</sup> ]	Housings	Order Number
6 (4.8)	1.3	3.9	27	0.95 kg	4	24-4	FMAD-0924-0610
8 (5)	1.3	9	35	1.9 kg	4	31-4	FMAD-0931-0810
16 (9.5)	1.3	15.4	15	2.1 kg	4	31-4	FMAD-0931-1610
16 (9.5)	1.3	15.4	15	3.1 kg	4	32-4	FMAD-0932-1610
25 (13)	8.4	11.5	4.6	3.35 kg	6	32-8	FMAD-0932-2510
36 (19)	8.4	21	4	3.4 kg	10	34-4	FMAD-0934-3610
50 (32)	9.0	20	2	3.4 kg	10	34-4	FMAD-0934-5010
64 (34)	9.0	27	1.6	4.3 kg	25	53-4	FMAD-0953-6410
80 (43)	9.7	39	1.5	7.35 kg	25	37-4	FMAD-0937-8010
110 (66)	9.7	58	1.2	7.25 kg	50	54-4	FMAD-0954-H110
180 (95)	9.7	51	0.39	22 kg	95	55-4	FMAD-0955-H210
250 (120)	10.4	62.5	0.25	24.5 kg	240	56-4	FMAD-0956-H310

Rated Current @ Tu 40°C (75°C) [A]	Leakage Current [mA] @ 440V, 60Hz 1)	Tripped Power Dissi- pation [W]	Contact Resi- stance [mΩ]	Weight [kg]	Clamps [mm2]	Housings	Order Number
550 (320)	10.4	36	0.03	10.6kg	10)	KQ	FMAD-09KQ-H650

Most Popular.

Availability for all products can be searched real-time: <https://www.schurter.com/en/Stock-Check/Stock-Check-SCHURTER>

10) Connection straps for M10

6A version: packing unit 2 pcs.

1) Leakage current according IEC 60939-1

---

**Packaging unit**      1 Pcs

---



Компания «ЭлектроПласт» предлагает заключение долгосрочных отношений при поставках импортных электронных компонентов на взаимовыгодных условиях!

Наши преимущества:

- Оперативные поставки широкого спектра электронных компонентов отечественного и импортного производства напрямую от производителей и с крупнейших мировых складов;
- Поставка более 17-ти миллионов наименований электронных компонентов;
- Поставка сложных, дефицитных, либо снятых с производства позиций;
- Оперативные сроки поставки под заказ (от 5 рабочих дней);
- Экспресс доставка в любую точку России;
- Техническая поддержка проекта, помощь в подборе аналогов, поставка прототипов;
- Система менеджмента качества сертифицирована по Международному стандарту ISO 9001;
- Лицензия ФСБ на осуществление работ с использованием сведений, составляющих государственную тайну;
- Поставка специализированных компонентов (Xilinx, Altera, Analog Devices, Intersil, Interpoint, Microsemi, Aeroflex, Peregrine, Syfer, Eurofarad, Texas Instrument, Miteq, Cobham, E2V, MA-COM, Hittite, Mini-Circuits, General Dynamics и др.);

Помимо этого, одним из направлений компании «ЭлектроПласт» является направление «Источники питания». Мы предлагаем Вам помощь Конструкторского отдела:

- Подбор оптимального решения, техническое обоснование при выборе компонента;
- Подбор аналогов;
- Консультации по применению компонента;
- Поставка образцов и прототипов;
- Техническая поддержка проекта;
- Защита от снятия компонента с производства.



#### Как с нами связаться

**Телефон:** 8 (812) 309 58 32 (многоканальный)

**Факс:** 8 (812) 320-02-42

**Электронная почта:** [org@eplast1.ru](mailto:org@eplast1.ru)

**Адрес:** 198099, г. Санкт-Петербург, ул. Калинина, дом 2, корпус 4, литера А.