

# 3M™ Power Clamp Wiremount Socket

3 mm, IDC, 5 Position

355 Series



- Easy, labor saving, and reliable IDC termination
- Easy field termination with no special tooling or wire preparation – no stripping or tinning
- Semi-Transparent color-coded covers for wire inspection and wire retention
- CC-Link Communication Interconnect Standard
- One-Touch latching mechanism maintains a reliable interconnection in demanding field applications and requires only one hand to easily mate and unmate
- Polarization ensures proper interconnecting of mated pairs
- RoHS Compliant. See the Regulatory Information Appendix (RIA) in the "RoHS compliance" section of [www.3Mconnector.com](http://www.3Mconnector.com) for compliance information (RIA E1 & C1 apply).

Date Modified: September 15, 2010

TS-2273-D  
Sheet 1 of 2

## Physical

### Insulation:

Body Material: Nylon  
Cover Material: Polycarbonate  
**Flammability:** UL 94V-0

Body Color: Black  
Cover Color: Clear, Yellow, Blue, Red

### Contact:

Material: Copper Alloy

### Plating:

Underplating: 2.5 µm Ni minimum  
Wiping Area: 0.5 µm Au minimum

IDC Termination Area: 2.5 µm Ni minimum

**Wire Accommodation:** 18 & 20 AWG: PVC, TFE, Foamed PE insulation with solid or 7 - 19 stranded Tinned or Silver Cu.  
MIL-W- 16878/5 EE, MIL-W- 16878/4 E, MIL-W- 16878/1, MIL-W- 16878/2 C  
CC-Link Ver 1.10 Cables  
Contact 3M for additional wire accommodations

**Mating Compatibility:** 356, 357, 358 Series (with same polarizations)

## Electrical

**Current Rating:** 18 AWG: 10A (1 contact); 7A (2 - 5 contacts)  
20 AWG: 9A (1 contact); 6A (2 - 5 contacts)  
Rating Conditions: 30° C maximum temperature rise

**Voltage Rating:** 250 V

**Insulation Resistance:** 10<sup>3</sup> MΩ min. at 600 V<sub>DC</sub>

**Withstanding Voltage:** 1,000 V<sub>RMS</sub> for 1 minute

## Environmental

**Temperature Rating:** -20°C to +75°C ambient

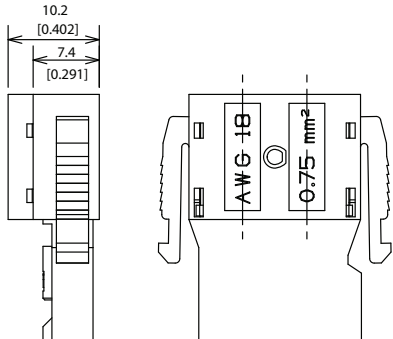
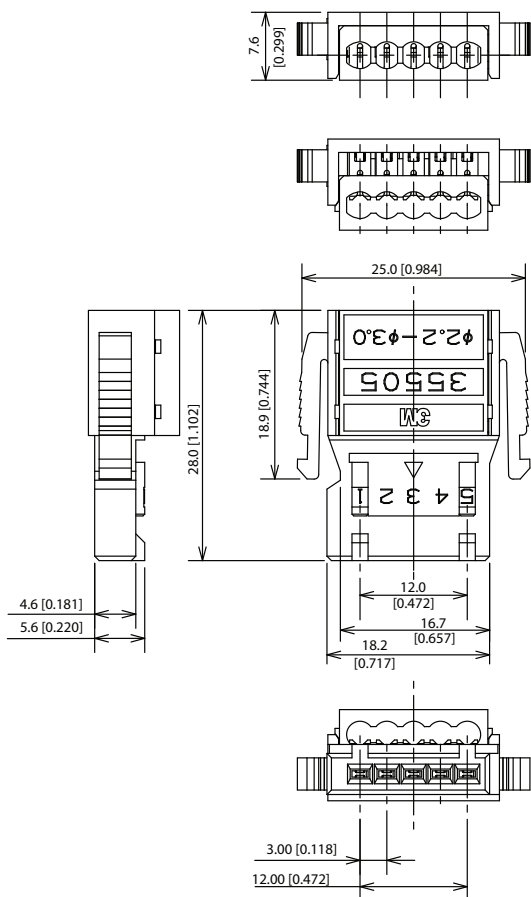
**UL Rating:** 65°C

UL File No.: E68080

# 3M™ Power Clamp Wiremount Socket

3 mm, IDC, 5 Position

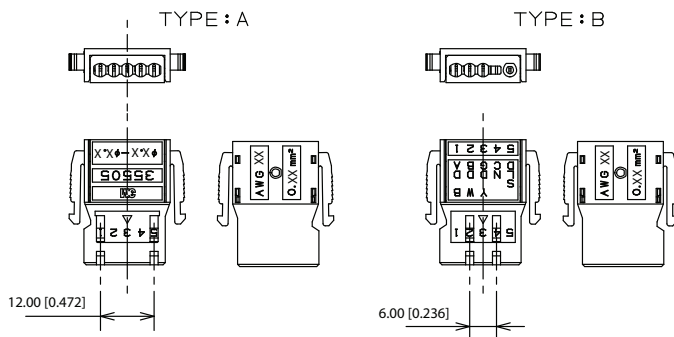
355 Series



Available Part Numbers			
3M Part Number	Outside Diameter Range of Wire	Wire Gauge	Cover Color
35505-6080-A00 GF	2.2 - 3.0 mm [.087 - .118"]	18 AWG	Clear
35505-6180-A00 GF	2.0 - 2.3 mm [.079 - .091"]	18 AWG	Blue
35505-6200-A00 GF	1.6 - 2.0 mm [.063 - .079"]	20 AWG	Yellow
35505-6200-B00 GF	1.6 - 2.0 mm [.063 - .079"]	20 AWG	Yellow
35505-6000-B0M GF*	2.2 - 3.0 mm [.087 - .118"]	20 AWG	Red

\*35505-6000-B0M GF connects communication cable with 3 discrete and 1 drain wire. Twist drain wire 7 or more times to tighten strands and insert into wire position #5.

### Polarization



Tolerance Unless Noted			
	mm [Inch]		
	0	.0	.00
mm	±1	±.3	±.13

[ ] Dimensions for Reference Only

Metal Clip Accessory 79116-PCM-01M available for additional latching security in high demand applications.

## Ordering Information

**35505 - 6XX0 - X0X GF** (RIA E1 and C1 Apply)

Wire Outside Diameter:  
 0: 2.2 - 3.0 mm  
 1: 2.0 - 2.3 mm  
 2: 1.6 - 2.0 mm

Wire Size:  
 0: 20 AWG  
 8: 18 AWG

Polarization:  
 A: Type A (wide)  
 B: Type B (narrow)

Option:  
 0: 3M Original  
 M: Drain Wire

Metal Clip Accessory: 79116-PCM-01M

TS-2273-D  
 Sheet 2 of 2

**Important Notice**

All statements, technical information, and recommendations related to 3M's products are based on information believed to be reliable, but the accuracy or completeness is not guaranteed. Before using this product, you must evaluate it and determine if it is suitable for your intended application. You assume all risks and liability associated with such use. Any statements related to the product which are not contained in 3M's current publications, or any contrary statements contained on your purchase order shall have no force or effect unless expressly agreed upon, in writing, by an authorized officer of 3M.

**Warranty; Limited Remedy; Limited Liability.**

This product will be free from defects in material and manufacture for a period of one (1) year from the time of purchase. **3M MAKES NO OTHER WARRANTIES INCLUDING, BUT NOT LIMITED TO, ANY IMPLIED WARRANTY OF MERCHANTABILITY OR FITNESS FOR A PARTICULAR PURPOSE.** If this product is defective within the warranty period stated above, your exclusive remedy shall be, at 3M's option, to replace or repair the 3M product or refund the purchase price of the 3M product. **Except where prohibited by law, 3M will not be liable for any indirect, special, incidental or consequential loss or damage arising from this 3M product, regardless of the legal theory asserted.**

**3M Electronics Solutions Division**

6801 River Place Blvd.  
Austin, TX 78726-9000  
U.S.A.  
1-800-225-5373  
[www.3Mconnector.com](http://www.3Mconnector.com)

Please recycle. Printed in USA.  
© 3M 2010. All rights reserved.  
RIA-2217B-E

3M is a trademark of 3M Company.



Компания «ЭлектроПласт» предлагает заключение долгосрочных отношений при поставках импортных электронных компонентов на взаимовыгодных условиях!

Наши преимущества:

- Оперативные поставки широкого спектра электронных компонентов отечественного и импортного производства напрямую от производителей и с крупнейших мировых складов;
- Поставка более 17-ти миллионов наименований электронных компонентов;
- Поставка сложных, дефицитных, либо снятых с производства позиций;
- Оперативные сроки поставки под заказ (от 5 рабочих дней);
- Экспресс доставка в любую точку России;
- Техническая поддержка проекта, помощь в подборе аналогов, поставка прототипов;
- Система менеджмента качества сертифицирована по Международному стандарту ISO 9001;
- Лицензия ФСБ на осуществление работ с использованием сведений, составляющих государственную тайну;
- Поставка специализированных компонентов (Xilinx, Altera, Analog Devices, Intersil, Interpoint, Microsemi, Aeroflex, Peregrine, Syfer, Eurofarad, Texas Instrument, Miteq, Cobham, E2V, MA-COM, Hittite, Mini-Circuits, General Dynamics и др.);

Помимо этого, одним из направлений компании «ЭлектроПласт» является направление «Источники питания». Мы предлагаем Вам помощь Конструкторского отдела:

- Подбор оптимального решения, техническое обоснование при выборе компонента;
- Подбор аналогов;
- Консультации по применению компонента;
- Поставка образцов и прототипов;
- Техническая поддержка проекта;
- Защита от снятия компонента с производства.



#### Как с нами связаться

**Телефон:** 8 (812) 309 58 32 (многоканальный)

**Факс:** 8 (812) 320-02-42

**Электронная почта:** [org@eplast1.ru](mailto:org@eplast1.ru)

**Адрес:** 198099, г. Санкт-Петербург, ул. Калинина, дом 2, корпус 4, литера А.