

MCR Hardwired Series – Power Line Conditioning with Voltage Regulation

The MCR Hardwired Series provides excellent noise filtering and surge protection to safeguard connected equipment from damage, degradation or misoperation. Combined with the excellent voltage regulation inherent to SolaHD's ferroresonant design, the MCR can increase the actual Mean Time Between Failure (MTBF) of protected equipment. The MCR is a perfect choice where dirty power, caused by impulses, swell, sags, brownouts and waveform distortion can lead to costly downtime because of damaged equipment.

Applications

- Industrial automation and control equipment PLCs
- Machine tools
- Computer loads and electronic equipment
- Robotics
- Semiconductor fabrication equipment

Features

- $\pm 3\%$ output voltage regulation
- Noise attenuation
 - 120 dB common mode
 - 60 dB transverse mode
- Surge protection tested to ANSI/IEEE C62.41 Class A & B Waveform:
 - <10 V let through typical
- Acts as a step-up or step-down transformer
- Harmonic filtering
- Hardwired
- Galvanic isolation provides exceptional circuit protection
- 25 year typical MTBF
- No maintenance required

Selection Tables: Single Phase

Group 2 – MCR Series, 60 Hz Only

| VA | Catalog Number | Voltage Input | Voltage Output | Height in (mm) | Width in (mm) | Depth in (mm) | Ship Weight lbs (kg) | Design Style | Elec Conn |
|--------|--------------------|--------------------|----------------|----------------|---------------|---------------|----------------------|--------------|-----------|
| 120 | 63-23-112-4 | 120, 208, 240, 480 | 120 | 9.00 (228.6) | 4.00 (101.6) | 5.00 (127.0) | 15.0 (6.80) | 1 | D |
| 250 | 63-23-125-4 | 120, 208, 240, 480 | 120 | 10.00 (254.0) | 6.00 (152.4) | 8.00 (203.2) | 27.0 (12.25) | 1 | D |
| 500 | 63-23-150-8 | 120, 208, 240, 480 | 120, 208, 240 | 13.00 (330.2) | 9.00 (228.6) | 7.00 (177.8) | 37.0 (16.78) | 1 | E |
| 750 | 63-23-175-8 | 120, 208, 240, 480 | 120, 208, 240 | 14.00 (355.6) | 9.00 (228.6) | 7.00 (177.8) | 52.0 (23.60) | 1 | E |
| 1000 * | 63-23-210-8 | 120, 208, 240, 480 | 120, 208, 240 | 17.00 (431.8) | 9.00 (228.6) | 7.00 (177.8) | 62.0 (28.12) | 1 | E |
| 1500 * | 63-23-215-8 | 120, 208, 240, 480 | 120, 208, 240 | 17.00 (431.8) | 13.00 (330.2) | 9.00 (228.6) | 95.0 (43.10) | 1 | E |
| 2000 * | 63-23-220-8 | 120, 208, 240, 480 | 120, 208, 240 | 18.00 (457.2) | 13.00 (330.2) | 9.00 (228.6) | 109.0 (49.44) | 1 | E |
| 3000 * | 63-23-230-8 | 120, 208, 240, 480 | 120, 208, 240 | 19.00 (482.6) | 13.00 (330.2) | 9.00 (228.6) | 142.0 (64.41) | 1 | E |
| 5000 * | 63-23-250-8 | 120, 208, 240, 480 | 120, 208, 240 | 28.00 (711.2) | 13.00 (330.2) | 9.00 (228.6) | 222.0 (100.70) | 1 | E |
| 7500 | 63-28-275-8 | 208, 240, 480 | 120, 208, 240 | 27.00 (685.8) | 26.00 (660.4) | 9.00 (228.6) | 362.0 (164.20) | 2 | F |
| 10000 | 63-28-310-8 | 208, 240, 480 | 120, 208, 240 | 28.00 (711.2) | 26.00 (660.4) | 9.00 (228.6) | 446.0 (202.30) | 2 | F |
| 15000 | 63-28-315-8 | 208, 240, 480 | 120, 208, 240 | 28.00 (711.2) | 38.00 (965.2) | 10.00 (254.0) | 710.0 (322.05) | 3 | F |

* Canadian option: cULus units must be ordered by changing "-8" (UL only) to "-C8".



Certifications and Compliances

All Models

- RoHS Compliant

Selection Table: Group 2

- cULus Listed (120VA-5kVA Units)
 - UL 1012, CSA C22.2 No. 107.1
- UL Listed (7.5kVA-15kVA Units)
 - UL 1012

Selection Table: Group 3

- cULus Listed (500VA-3kVA Units)
 - UL 1012, CSA C22.2 No. 107.1
- SP Certified (5kVA-15kVA Units)
 - CSA C22.2 No. 107.1

Selection Table: Group 4

- cULus Listed
 - UL 1012, CSA C22.2 No. 107.1

Related Products

- On-line UPS (S4K Industrial)
- Surge Protection
- Three Phase Power Conditioners
- Active Tracking® Filters

Selection Tables: Single Phase

Group 3 – MCR Series, 60 Hz Only

| VA | Catalog Number | Voltage Input | Voltage Output | Height in (mm) | Width in (mm) | Depth in (mm) | Ship Weight lbs (kg) | Design Style | Elec Conn |
|-------|----------------|--------------------|----------------|----------------|---------------|---------------|----------------------|--------------|-----------|
| 500 | 63-31-150-8 | 600 | 120, 208, 240 | 13.00 (330.2) | 9.00 (228.6) | 7.00 (177.8) | 38.0 (17.24) | 1 | B |
| 1000 | 63-32-210-8 | 600 | 120, 208, 240 | 17.00 (431.8) | 9.00 (228.6) | 7.00 (177.8) | 62.0 (28.12) | 1 | B |
| 2000 | 63-32-220-8 | 600 | 120, 208, 240 | 18.00 (457.2) | 13.00 (330.2) | 10.00 (254.0) | 109.0 (49.44) | 1 | B |
| 3000 | 63-32-230-8 | 600 | 120, 208, 240 | 19.00 (482.6) | 13.00 (330.2) | 10.00 (254.0) | 142.0 (64.41) | 1 | B |
| 5000 | 63-29-250-8 | 208, 240, 480, 600 | 120, 208, 240 | 28.00 (711.2) | 13.00 (330.2) | 10.00 (254.0) | 221.0 (100.24) | 1 | A |
| 7500 | 63-29-275-8 | 208, 240, 480, 600 | 120, 208, 240 | 27.00 (685.8) | 25.00 (635.0) | 10.00 (254.0) | 360.0 (163.30) | 2 | A |
| 10000 | 63-29-310-8 | 208, 240, 480, 600 | 120, 208, 240 | 28.00 (711.2) | 25.00 (635.0) | 10.00 (254.0) | 441.0 (200.03) | 2 | A |
| 15000 | 63-29-315-8 | 208, 240, 480, 600 | 120, 208, 240 | 28.00 (711.2) | 38.00 (965.2) | 10.00 (254.0) | 706.0 (320.24) | 3 | A |

Group 4 – MCR Series, 50 Hz Only (±5% output voltage regulation)

| VA | Catalog Number | Voltage Input | Voltage Output | Height in (mm) | Width in (mm) | Depth in (mm) | Ship Weight lbs (kg) | Design Style | Elec Conn |
|-------|----------------|------------------------------|--------------------|----------------|---------------|---------------|----------------------|--------------|-----------|
| 120 | 63-23-612-8 | 110, 120, 220, 240, 380, 415 | 110, 120, 220, 240 | 9.00 (228.6) | 6.00 (152.4) | 8.00 (203.2) | 24.0 (10.90) | 1 | C |
| 250 | 63-23-625-8 | 110, 120, 220, 240, 380, 415 | 110, 120, 220, 240 | 11.00 (279.4) | 6.00 (152.4) | 8.00 (203.2) | 27.0 (12.25) | 1 | C |
| 500 | 63-23-650-8 | 110, 120, 220, 240, 380, 415 | 110, 120, 220, 240 | 13.00 (330.2) | 9.00 (228.6) | 7.00 (177.8) | 40.0 (18.14) | 1 | C |
| 1000 | 63-23-710-8 | 110, 120, 220, 240, 380, 415 | 110, 120, 220, 240 | 18.00 (457.2) | 9.00 (228.6) | 7.00 (177.8) | 64.0 (29.03) | 1 | C |
| 2000 | 63-23-720-8 | 110, 120, 220, 240, 380, 415 | 110, 120, 220, 240 | 18.00 (457.2) | 13.00 (330.2) | 10.00 (254.0) | 113.0 (51.26) | 1 | C |
| 3000 | 63-23-730-8 | 110, 120, 220, 240, 380, 415 | 110, 120, 220, 240 | 27.00 (685.8) | 13.00 (330.2) | 10.00 (254.0) | 162.0 (73.48) | 1 | C |
| 5000 | 63-23-750-8 | 110, 120, 220, 240, 380, 415 | 110, 120, 220, 240 | 30.00 (762.0) | 13.00 (330.2) | 10.00 (254.0) | 266.0 (120.66) | 1 | C |
| 7500 | 63-28-775-8 | 220, 240, 380, 415 | 110, 120, 220, 240 | 28.00 (711.2) | 26.00 (660.4) | 10.00 (254.0) | 393.0 (178.26) | 2 | C1 |
| 10000 | 63-28-810-8 | 220, 240, 380, 415 | 110, 120, 220, 240 | 30.00 (762.0) | 26.00 (660.4) | 10.00 (254.0) | 490.0 (222.26) | 2 | C2 |
| 15000 | 63-28-815-8 | 220, 240, 380, 415 | 110, 120, 220, 240 | 30.00 (762.0) | 38.00 (965.2) | 10.00 (254.0) | 776.0 (352.00) | 3 | C2 |

Specifications

| Parameter | Condition | Value |
|-----------------------------------|--|---|
| Input | | |
| Voltage | Continuous at full load (lower input voltage possible at lighter load) | +10% to -20% of nominal |
| | For temporary surge or sags | +20% to -35% of nominal |
| Current ¹ | at Full Load & 80% of nominal input voltage | $I_n \cong (VA \cdot 89) / (V_n \times 80\%)$ |
| Frequency | See Operating Characteristics section for details. | 50 Hz or 60 Hz depending on model |
| Output ² | | |
| Line Regulation | V_n >80% and <110% of nominal | ± 5% for 50 Hz units, ± 3% for 60 Hz units |
| Overload Protection | At Nominal Input Voltage | Current limited at 1.65 times rated current |
| Output Harmonic Distortion | At full load within input range | 3% total RMS content |
| Noise Attenuation | Common Mode | 120 dB |
| | Transverse Mode | 60 dB |
| General | | |
| Efficiency | At Full Load | Up to 92% |
| Storage Temperature | Humidity <95% non-condensing | -20° to +85°C |
| Operating Temperature | Humidity <95% non-condensing | -20° to 50°C |
| Audible Noise | Full Resistive Noise | 35 dBA to 65 dBA |
| Warranty | 10 + 2 year limited warranty | |

Notes: 1 - Consult user manual for fuse sizing.

2 - It is recommended that the unit run at a minimum of 40-50% load.

Electrical Connections

A

| Primary Voltage | Interconnect | Connect Lines To |
|-------------------|----------------------|--------------------|
| 208 | H1 to H4 H2 to H5 | H1 & H5 |
| 240 | H1 to H4 H3 to H6 | H1 & H6 |
| 480 | H3 to H4 | H1 & H6 |
| 600 | H3 to H4 | H1 & H7 |
| Secondary Voltage | Interconnect | Connect Lines To |
| 120 | | X1 & X2 or X3 & X2 |
| 208 | | X4 & X5 |
| 240 | | X1 & X3 |

MCR 60 Hz 5000–15000 VA

B

475-650 V

| Primary Voltage | Interconnect | Connect Lines To |
|-------------------|--------------|--------------------|
| 600 | | H1 & H2 |
| Secondary Voltage | Interconnect | Connect Lines To |
| 120 | | X1 & X2 or X3 & X2 |
| 208 | | X4 & X5 |
| 240 | | X1 & X3 |

MCR 60 Hz 500–3000 VA

C

| Primary Voltage | Interconnect | Connect Lines To |
|-------------------|----------------------|--------------------|
| 110-120 | H1 to H3 H2 to H4 | H1 & H4 |
| 220-240 | H2 to H3 | H1 & H4 |
| 380-415 | H2 to H3 | H1 & H5 |
| Secondary Voltage | Interconnect | Connect Lines To |
| 110 | | X1 & X2 or X3 & X2 |
| 120 | | X4 & X2 or X5 & X2 |
| 220 | | X1 & X3 |
| 240 | | X4 & X5 |

MCR 50 Hz 120–5000 VA

C1

| Primary Voltage | Interconnect | Connect Lines To |
|-------------------|----------------------|--------------------|
| 220-240 | H1 to H3 H2 to H5 | H1 & H5 |
| 380-415 | H2 to H3 | H1 & H4 |
| Secondary Voltage | Interconnect | Connect Lines To |
| 110 | | X1 & X2 or X2 & X3 |
| 120 | | X4 & X2 or X5 & X2 |
| 220 | | X1 & X3 |
| 240 | | X4 & X5 |

MCR 50 Hz 7500 VA

C2

| Primary Voltage | Interconnect | Connect Lines To |
|-------------------|--------------|--------------------|
| 220-240 | H2 to H3 | H1 & H4 |
| 380-415 | H2 to H3 | H1 & H5 |
| Secondary Voltage | Interconnect | Connect Lines To |
| 110 | | X1 & X2 or X3 & X2 |
| 120 | | X4 & X2 or X5 & X2 |
| 220 | | X1 & X3 |
| 240 | | X4 & X5 |

MCR 50 Hz 10000–15000 VA

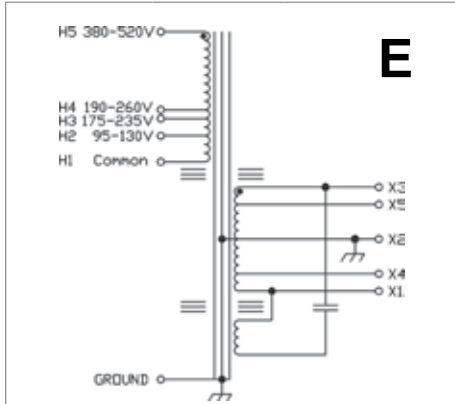
D

H5 380-520V
H4 190-260V
H3 175-235V
H2 95-130V
H1 Common

| Primary Voltage | Interconnect | Connect Lines To |
|-------------------|--------------|------------------|
| 120 | | H1 & H2 |
| 208 | | H1 & H3 |
| 240 | | H1 & H4 |
| 480 | | H1 & H5 |
| Secondary Voltage | Interconnect | Connect Lines To |
| 120 | | X1 & X2 |

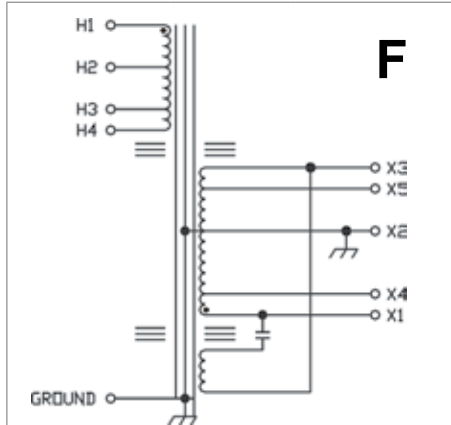
MCR 60 Hz 120–250 VA

Electrical Connections



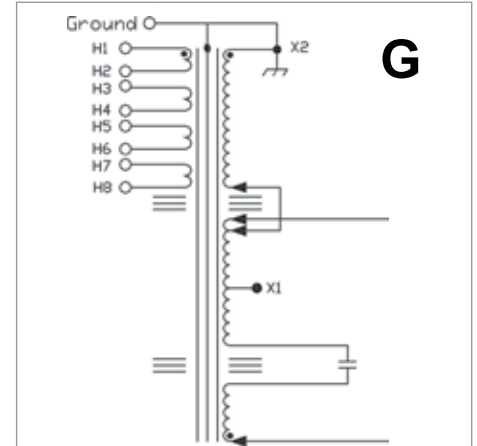
| Primary Voltage | Interconnect | Connect Lines To |
|-------------------|--------------|--------------------|
| 120 | | H1 & H2 |
| 208 | | H1 & H3 |
| 240 | | H1 & H4 |
| 480 | | H1 & H5 |
| Secondary Voltage | Interconnect | Connect Lines To |
| 120 | | X1 & X2 or X3 & X2 |
| 208 | | X4 & X5 |
| 240 | | X1 & X3 |

MCR 60 Hz 500-5000 VA



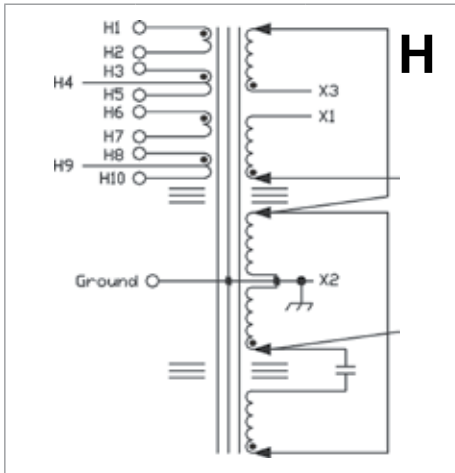
| Primary Voltage | Interconnect | Connect Lines To |
|-------------------|--------------|--------------------|
| 208 | | H2 & H3 |
| 240 | | H2 & H4 |
| 480 | | H1 & H4 |
| Secondary Voltage | Interconnect | Connect Lines To |
| 120 | | X1 & X2 or X3 & X2 |
| 208 | | X4 & X5 |
| 240 | | X1 & X3 |

MCR 60 Hz 7500, 10000 and 15000 VA



| Primary Voltage | Interconnect | Connect Lines To |
|-------------------|--|------------------|
| 120 | H1 to H3 to H5 to H7 H2 to H4 to H6 to H8 | H1 & H2 |
| 240 | H2 to H3 H6 to H7 H1 to H5 H4 to H8 | H1 & H4 |
| 480 | H2 to H3 H4 to H5 H6 to H7 | H1 & H8 |
| Secondary Voltage | Interconnect | Connect Lines To |
| 120 | | X1 & X2 |

CVS 60 Hz 250 VA only



| Primary Voltage | Interconnect | Connect Lines To |
|-------------------|---|--------------------|
| 120 | H1 to H3 to H6 to H8 H2 to H5 to H7 to H10 | H1 & H2 |
| 208 | H2 to H3 H7 to H8 H1 to H6 H4 to H9 | H1 & H4 |
| 240 | H2 to H3 H7 to H8 H1 to H6 H5 to H10 | H1 & H5 |
| 480 | H2 to H3 H5 to H6 H7 to H8 | H1 & H10 |
| Secondary Voltage | Interconnect | Connect Lines To |
| 120 | | X1 & X2 or X3 & X2 |
| 240 | | X1 & X3 |


CVS 60 Hz 500-5000 VA

Series-Multiple Primary with Tap for two input voltages J



| 30 & 60 VA Primary Voltage | 120 VA Primary Voltage | 7500 VA Primary Voltage | Interconnect | Connect Lines To |
|------------------------------|--------------------------|---------------------------|----------------------------|--------------------|
| 120 | N/A | N/A | Note: H3 & H4 are not used | H1 & H2 |
| N/A | 120 | 240 | H1 to H3 H2 to H4 | H1 & H4 |
| N/A | 240 | 480 | H2 to H3 | H1 & H4 |
| 30 & 60 VA Secondary Voltage | 120 VA Secondary Voltage | 7500 VA Secondary Voltage | Interconnect | Connect Lines To |
| 120 | 120 | N/A | | X1 & X2 |
| N/A | N/A | 120 | | X1 & X2 or X3 & X2 |
| N/A | N/A | 240 | | X1 & X3 |

CVS 60 Hz 30-120 VA & 7500 VA



Open MCR/ CVS terminal

Note: Secondaries are not grounded. Ground X₂ per Code.



Компания «ЭлектроПласт» предлагает заключение долгосрочных отношений при поставках импортных электронных компонентов на взаимовыгодных условиях!

Наши преимущества:

- Оперативные поставки широкого спектра электронных компонентов отечественного и импортного производства напрямую от производителей и с крупнейших мировых складов;
- Поставка более 17-ти миллионов наименований электронных компонентов;
- Поставка сложных, дефицитных, либо снятых с производства позиций;
- Оперативные сроки поставки под заказ (от 5 рабочих дней);
- Экспресс доставка в любую точку России;
- Техническая поддержка проекта, помощь в подборе аналогов, поставка прототипов;
- Система менеджмента качества сертифицирована по Международному стандарту ISO 9001;
- Лицензия ФСБ на осуществление работ с использованием сведений, составляющих государственную тайну;
- Поставка специализированных компонентов (Xilinx, Altera, Analog Devices, Intersil, Interpoint, Microsemi, Aeroflex, Peregrine, Syfer, Eurofarad, Texas Instrument, Miteq, Cobham, E2V, MA-COM, Hittite, Mini-Circuits, General Dynamics и др.);

Помимо этого, одним из направлений компании «ЭлектроПласт» является направление «Источники питания». Мы предлагаем Вам помощь Конструкторского отдела:

- Подбор оптимального решения, техническое обоснование при выборе компонента;
- Подбор аналогов;
- Консультации по применению компонента;
- Поставка образцов и прототипов;
- Техническая поддержка проекта;
- Защита от снятия компонента с производства.



Как с нами связаться

Телефон: 8 (812) 309 58 32 (многоканальный)

Факс: 8 (812) 320-02-42

Электронная почта: org@eplast1.ru

Адрес: 198099, г. Санкт-Петербург, ул. Калинина, дом 2, корпус 4, литера А.