


Cree® XLamp® XHP50.2 LEDs



PRODUCT DESCRIPTION

The XLamp XHP50.2 LED is the next generation of Extreme High Power LEDs that delivers the lowest system cost through the best lumen density, reliability and color consistency. Built on Cree’s latest high-power LED technology, the XHP50.2 LED improves the lumen density, voltage characteristics, reliability and optical performance of the XHP50 LED in the same 5.0 mm x 5.0 mm footprint. The new XHP50.2 LED provides an easy drop-in upgrade to achieve higher system LPW for lighting manufacturers with existing XHP50 designs, eliminating redesign costs. Its unparalleled lumen density and longer lifetime at higher operating temperatures also enables new and innovative lighting designs at lower system costs.

FEATURES

- Available in white, configurable to 3 V, 6 V or 12 V by PCB layout
- Available in 5-step EasyWhite® bins at 3000 K to 5000 K CCT, 3-step EasyWhite bins at 2700 K to 5000 K and 2-step EasyWhite bins at 2700 K to 4000 K CCT
- Available in ANSI white bins at 3000 K to 7000 K CCT
- Available in standard, 70-, 80-, and 90-minimum CRI options
- Broadcast color option at 5700 K provides maximum performance for TV events that require extremely high TLCI
- Binned at 85 °C
- Maximum drive current: 6000 mA (3 V), 3000 mA (6 V), 1500 mA (12 V)
- Low thermal resistance: 1.2 °C/W
- Wide viewing angle: 120°
- Unlimited floor life at ≤ 30 °C/85% RH
- Reflow solderable - JEDEC J-STD-020C
- RoHS and REACH compliant
- UL® recognized component (E349212)

TABLE OF CONTENTS

| | |
|--|----|
| Characteristics | 2 |
| Flux Characteristics, EasyWhite® Order Codes and Bins | 3 |
| Flux Characteristics, ANSI White Order Codes and Bins | 5 |
| Flux Characteristics - Broadcast Order Codes and Bins | 8 |
| Relative Spectral Power Distribution | 9 |
| Relative Flux vs. Junction Temperature..... | 9 |
| Electrical Characteristics..... | 10 |
| Relative Flux vs. Current..... | 11 |
| Relative Chromaticity vs Current..... | 13 |
| Relative Chromaticity vs Temperature..... | 14 |
| Typical Spatial Distribution..... | 15 |
| Thermal Design..... | 15 |
| Performance Groups – Luminous Flux..... | 17 |
| Performance Groups – Chromaticity..... | 17 |
| Cree’s EasyWhite® Chromaticity Regions Plotted on the 1931 CIE Curve | 20 |
| Cree’s ANSI Cool White Kits Plotted on ANSI Standard Chromaticity Regions..... | 21 |
| Cree’s ANSI Warm and Neutral White Kits Plotted on ANSI Standard Chromaticity Regions..... | 22 |
| Bin and Order Code Formats..... | 23 |
| Reflow Soldering Characteristics..... | 24 |
| Notes | 25 |
| Mechanical Dimensions | 27 |
| Electrical Configuration | 28 |
| Tape and Reel..... | 29 |
| Packaging..... | 30 |



CHARACTERISTICS

XHP50.2 LEDs are tested and binned in production in the 12-V configuration. See the Mechanical Dimensions section on page 27 for pad layout options.

| Characteristics | Unit | Minimum | Typical | Maximum |
|--|---------|---------|---------|---------|
| Thermal resistance, junction to solder point | °C/W | | 1.2 | |
| Viewing angle (FWHM) | degrees | | 120 | |
| Temperature coefficient of voltage (3 V)* | mV/°C | | -1.5 | |
| Temperature coefficient of voltage (6 V)* | mV/°C | | -3 | |
| Temperature coefficient of voltage (12 V) | mV/°C | | -6 | |
| ESD withstand voltage (HBM per Mil-Std-883D) | V | | | 8000 |
| DC forward current (3 V)* | mA | | | 6000 |
| DC forward current (6 V)* | mA | | | 3000 |
| DC forward current (12 V) | mA | | | 1500 |
| Reverse voltage | V | | | 5 |
| Forward voltage (3 V, @ 2800 mA, 85 °C)* | V | | 2.8 | 3.1 |
| Forward voltage (6 V, @ 1400 mA, 85 °C)* | V | | 5.6 | 6.2 |
| Forward voltage (12 V, @ 700 mA, 85 °C) | V | | 11.2 | 12.4 |
| LED junction temperature | °C | | | 150 |

Note:

* Data for the 3-V and 6-V configurations are calculated and for reference only.

FLUX CHARACTERISTICS, EASYWHITE® ORDER CODES AND BINS

The following table provides order codes for XLamp XHP50.2 LEDs. For a complete description of how the flux and chromaticity groups are reflected in the bin code and order code nomenclature, please see the Bin and Order Code Formats section (page 23).

Binning condition: $T_j = 85\text{ }^\circ\text{C}$; 12 V, $I_f = 700\text{ mA}$

Reference condition: $T_j = 85\text{ }^\circ\text{C}$; 6 V, $I_f = 1400\text{ mA}$

| Nominal CCT | CRI | | Minimum Luminous Flux | | | 2-Step | | 3-Step | | 5-Step | |
|-------------|-----|-----|-----------------------|-------------------|--------------------|--------------------------|--------------------------|--------|--------------------------|--------|--------------------------|
| | Min | Typ | Group | Flux (lm) @ 85 °C | Flux (lm) @ 25 °C* | Group | Order Code | Group | Order Code | Group | Order Code |
| 5000 K | 70 | | K2 | 1200 | 1328 | | | | | 50E | XHP50B-00-0000-0D0BK250E |
| | | | J4 | 1120 | 1239 | | | | | | XHP50B-00-0000-0D0BJ450E |
| | 80 | | J4 | 1120 | 1239 | | | 50G | XHP50B-00-0000-0D0HJ450G | | |
| | | | J2 | 1040 | 1151 | | | | XHP50B-00-0000-0D0HJ250G | | |
| | 90 | | H4 | 970 | 1073 | | | 50G | XHP50B-00-0000-0D0UH450G | | |
| | | | H2 | 900 | 996 | | | | XHP50B-00-0000-0D0UH250G | | |
| 4500 K | 70 | | K2 | 1200 | 1328 | | | | | 45E | XHP50B-00-0000-0D0BK245E |
| | | | J4 | 1120 | 1239 | | | | | | XHP50B-00-0000-0D0BJ445E |
| | 80 | | J4 | 1120 | 1239 | | | 45G | XHP50B-00-0000-0D0HJ445G | | |
| | | | J2 | 1040 | 1151 | | | | XHP50B-00-0000-0D0HJ245G | | |
| | 90 | | H4 | 970 | 1073 | | | 45G | XHP50B-00-0000-0D0UH445G | | |
| | | | H2 | 900 | 996 | | | | XHP50B-00-0000-0D0UH245G | | |
| 4000 K | 70 | | K2 | 1200 | 1328 | | | | | 40E | XHP50B-00-0000-0D0BK240E |
| | | | J4 | 1120 | 1239 | | | | | | XHP50B-00-0000-0D0BJ440E |
| | 80 | | J4 | 1120 | 1239 | 40H | XHP50B-00-0000-0D0HJ440H | 40G | XHP50B-00-0000-0D0HJ440G | | |
| | | | J2 | 1040 | 1151 | XHP50B-00-0000-0D0HJ240H | XHP50B-00-0000-0D0HJ240G | | | | |
| | 90 | | H4 | 970 | 1073 | 40H | XHP50B-00-0000-0D0UH440H | 40G | XHP50B-00-0000-0D0UH440G | | |
| | | | H2 | 900 | 996 | XHP50B-00-0000-0D0UH240H | XHP50B-00-0000-0D0UH240G | | | | |

Notes

- Cree maintains a tolerance of $\pm 7\%$ on flux and power measurements, ± 0.005 on chromaticity (CCx, CCy) measurements and a tolerance of ± 2 on CRI measurements. See the Measurements section (page 25).
- Cree XLamp XHP50.2 LED order codes specify only a minimum flux bin and not a maximum. Cree may ship reels in flux bins higher than the minimum specified by the order code without advance notice. Shipments will always adhere to the chromaticity bin restrictions specified by the order code.
- * Flux values @ 25 °C are calculated and for reference only.

FLUX CHARACTERISTICS, EASYWHITE® ORDER CODES AND BINS - CONTINUED

| Nominal CCT | CRI | | Minimum Luminous Flux | | | 2-Step | | 3-Step | | 5-Step | |
|-------------|-----|-----|-----------------------|-------------------|--------------------|--------|--------------------------|--------|--------------------------|--------|--------------------------|
| | Min | Typ | Group | Flux (lm) @ 85 °C | Flux (lm) @ 25 °C* | Group | Order Code | Group | Order Code | Group | Order Code |
| 3500 K | 70 | | K2 | 1200 | 1328 | | | | | 35E | XHP50B-00-0000-0D0BK235E |
| | | | J4 | 1120 | 1239 | | | | | | XHP50B-00-0000-0D0BJ435E |
| | 80 | | J2 | 1040 | 1151 | 35H | XHP50B-00-0000-0D0HJ235H | 35G | XHP50B-00-0000-0D0HJ235G | | |
| | | | H4 | 970 | 1073 | | XHP50B-00-0000-0D0HH435H | | XHP50B-00-0000-0D0HH435G | | |
| | 90 | | H4 | 970 | 1073 | 35H | XHP50B-00-0000-0D0UH435H | 35G | XHP50B-00-0000-0D0UH435G | | |
| | | | H2 | 900 | 996 | | XHP50B-00-0000-0D0UH235H | | XHP50B-00-0000-0D0UH235G | | |
| 3000 K | 70 | | J4 | 1120 | 1239 | | | | | 30E | XHP50B-00-0000-0D0BJ430E |
| | | | J2 | 1040 | 1151 | | | | | | XHP50B-00-0000-0D0BJ230E |
| | 80 | | J2 | 1040 | 1151 | 30H | XHP50B-00-0000-0D0HJ230H | 30G | XHP50B-00-0000-0D0HJ230G | | |
| | | | H4 | 970 | 1073 | | XHP50B-00-0000-0D0HH430H | | XHP50B-00-0000-0D0HH430G | | |
| | 90 | | H2 | 900 | 996 | 30H | XHP50B-00-0000-0D0UH230H | 30G | XHP50B-00-0000-0D0UH230G | | |
| | | | G4 | 840 | 930 | | XHP50B-00-0000-0D0UG430H | | XHP50B-00-0000-0D0UG430G | | |
| 2700 K | 80 | | H4 | 970 | 1073 | 27H | XHP50B-00-0000-0D0HH427H | 27G | XHP50B-00-0000-0D0HH427G | | |
| | | | H2 | 900 | 996 | | XHP50B-00-0000-0D0HH227H | | XHP50B-00-0000-0D0HH227G | | |
| | 90 | | G4 | 840 | 930 | 27H | XHP50B-00-0000-0D0UG427H | 27G | XHP50B-00-0000-0D0UG427G | | |
| | | | G2 | 780 | 863 | | XHP50B-00-0000-0D0UG227H | | XHP50B-00-0000-0D0UG227G | | |

- Notes
- Cree maintains a tolerance of ±7% on flux and power measurements, ±0.005 on chromaticity (CCx, CCy) measurements and a tolerance of ±2 on CRI measurements. See the Measurements section (page 25).
 - Cree XLamp XHP50.2 LED order codes specify only a minimum flux bin and not a maximum. Cree may ship reels in flux bins higher than the minimum specified by the order code without advance notice. Shipments will always adhere to the chromaticity bin restrictions specified by the order code.
 - * Flux values @ 25 °C are calculated and for reference only.

FLUX CHARACTERISTICS, ANSI WHITE ORDER CODES AND BINS

The following table provides order codes for XLamp XHP50.2 LEDs. For a complete description of how the flux and chromaticity groups are reflected in the bin code and order code nomenclature, please see the Bin and Order Code Formats section (page 23).

Binning condition: $T_j = 85\text{ }^\circ\text{C}$; 12 V, $I_f = 700\text{ mA}$

Reference condition: $T_j = 85\text{ }^\circ\text{C}$; 6 V, $I_f = 1400\text{ mA}$

Reference condition: $T_j = 85\text{ }^\circ\text{C}$; 3 V, $I_f = 2800\text{ mA}$

3-V XHP50.2 LEDs

| Nominal CCT | Chromaticity Regions | CRI | | Minimum Luminous Flux | | | Order Code |
|-------------|--|-----|-----|-----------------------|-------------------|--------------------|--------------------------|
| | | Min | Typ | Group | Flux (lm) @ 85 °C | Flux (lm) @ 25 °C* | |
| 7000 K | 0A, 0B, 0C, 0D, 0R, 0S, 0T, 0U, 1A, 1B, 1C, 1D, 1R, 1S, 1T, 1U | 0 | 68 | K2 | 1200 | 1328 | XHP50B-00-0000-0A00K20DT |
| 6200 K | 0A, 0B, 0C, 0D, 0R, 0S, 0T, 0U, 1A, 1B, 1C, 1D, 1R, 1S, 1T, 1U, 2A, 2B, 2C, 2D, 2R, 2S, 2T, 2U, 3A, 3B, 3R, 3S | 0 | 68 | K2 | 1200 | 1328 | XHP50B-00-0000-0A00K2051 |

6-V & 12-V XHP50.2 LEDs

| Nominal CCT | Chromaticity Regions | CRI | | Minimum Luminous Flux | | | Order Code |
|-------------|--|-----|-----|-----------------------|-------------------|--------------------|--------------------------|
| | | Min | Typ | Group | Flux (lm) @ 85 °C | Flux (lm) @ 25 °C* | |
| 7000 K | 0A, 0B, 0C, 0D, 0R, 0S, 0T, 0U, 1A, 1B, 1C, 1D, 1R, 1S, 1T, 1U | 0 | 68 | K2 | 1200 | 1328 | XHP50B-00-0000-0D00K20DT |
| | | | | J4 | 1120 | 1239 | XHP50B-00-0000-0D00J40DT |
| | | 70 | | K2 | 1200 | 1328 | XHP50B-00-0000-0D0BK20DT |
| | | | | J4 | 1120 | 1239 | XHP50B-00-0000-0D0BJ40DT |
| | | 80 | | J4 | 1120 | 1239 | XHP50B-00-0000-0D0HJ40DT |
| | | | | J2 | 1040 | 1151 | XHP50B-00-0000-0D0HJ20DT |
| 6500 K | 0A, 0B, 0C, 0D, 0R, 0S, 0T, 0U, 1A, 1B, 1C, 1D, 1R, 1S, 1T, 1U, 2A, 2B, 2C, 2D, 2R, 2S, 2T, 2U | 0 | 68 | K2 | 1200 | 1328 | XHP50B-00-0000-0D00K20CB |
| | | | | J4 | 1120 | 1239 | XHP50B-00-0000-0D00J40CB |
| | | 70 | | K2 | 1200 | 1328 | XHP50B-00-0000-0D0BK20CB |
| | | | | J4 | 1120 | 1239 | XHP50B-00-0000-0D0BJ40CB |
| | | 80 | | J4 | 1120 | 1239 | XHP50B-00-0000-0D0HJ40CB |
| | | | | J2 | 1040 | 1151 | XHP50B-00-0000-0D0HJ20CB |

Notes

- Cree maintains a tolerance of $\pm 7\%$ on flux and power measurements, ± 0.005 on chromaticity (CCx, CCy) measurements and a tolerance of ± 2 on CRI measurements. See the Measurements section (page 25).
- Cree XLamp XHP50.2 LED order codes specify only a minimum flux bin and not a maximum. Cree may ship reels in flux bins higher than the minimum specified by the order code without advance notice. Shipments will always adhere to the chromaticity bin restrictions specified by the order code.
- * Flux values @ 25 °C are calculated and for reference only.

FLUX CHARACTERISTICS, ANSI WHITE ORDER CODES AND BINS - CONTINUED

| Nominal CCT | Chromaticity Regions | CRI | | Minimum Luminous Flux | | | Order Code |
|-------------|---|-----|-----|-----------------------|-------------------|--------------------|--------------------------|
| | | Min | Typ | Group | Flux (lm) @ 85 °C | Flux (lm) @ 25 °C* | |
| 6500 K | 1A, 1B, 1C, 1D | 0 | 68 | K2 | 1200 | 1328 | XHP50B-00-0000-0D00K20E1 |
| | | | | J4 | 1120 | 1239 | XHP50B-00-0000-0D00J40E1 |
| | | 70 | | K2 | 1200 | 1328 | XHP50B-00-0000-0D0BK20E1 |
| | | | | J4 | 1120 | 1239 | XHP50B-00-0000-0D0BJ40E1 |
| | | 80 | | J4 | 1120 | 1239 | XHP50B-00-0000-0D0HJ40E1 |
| | | | | J2 | 1040 | 1151 | XHP50B-00-0000-0D0HJ20E1 |
| 6000 K | 1A, 1B, 1C, 1D, 1R, 1S, 1T, 1U, 2A, 2B, 2C, 2D, 2R, 2S, 2T, 2U | 0 | 68 | K2 | 1200 | 1328 | XHP50B-00-0000-0D00K20DV |
| | | | | J4 | 1120 | 1239 | XHP50B-00-0000-0D00J40DV |
| | | 70 | | K2 | 1200 | 1328 | XHP50B-00-0000-0D0BK20DV |
| | | | | J4 | 1120 | 1239 | XHP50B-00-0000-0D0BJ40DV |
| | | 80 | | J4 | 1120 | 1239 | XHP50B-00-0000-0D0HJ40DV |
| | | | | J2 | 1040 | 1151 | XHP50B-00-0000-0D0HJ20DV |
| | | 90 | | J2 | 1040 | 1151 | XHP50B-00-0000-0D0UJ20DV |
| | | | | H4 | 970 | 1073 | XHP50B-00-0000-0D0UH40DV |
| 5700 K | 2A, 2B, 2C, 2D | 0 | 68 | K2 | 1200 | 1328 | XHP50B-00-0000-0D00K20E2 |
| | | | | J4 | 1120 | 1239 | XHP50B-00-0000-0D00J40E2 |
| | | 70 | | K2 | 1200 | 1328 | XHP50B-00-0000-0D0BK20E2 |
| | | | | J4 | 1120 | 1239 | XHP50B-00-0000-0D0BJ40E2 |
| | | 80 | | J4 | 1120 | 1239 | XHP50B-00-0000-0D0HJ40E2 |
| | | | | J2 | 1040 | 1151 | XHP50B-00-0000-0D0HJ20E2 |
| | | 90 | | J2 | 1040 | 1151 | XHP50B-00-0000-0D0UJ20E2 |
| | | | | H4 | 970 | 1073 | XHP50B-00-0000-0D0UH40E2 |
| 5000 K | 3A, 3B, 3C, 3D | 0 | 68 | K2 | 1200 | 1328 | XHP50B-00-0000-0D00K20E3 |
| | | | | J4 | 1120 | 1239 | XHP50B-00-0000-0D00J40E3 |
| | | 70 | | K2 | 1200 | 1328 | XHP50B-00-0000-0D0BK20E3 |
| | | | | J4 | 1120 | 1239 | XHP50B-00-0000-0D0BJ40E3 |
| | | 80 | | J4 | 1120 | 1239 | XHP50B-00-0000-0D0HJ40E3 |
| | | | | J2 | 1040 | 1151 | XHP50B-00-0000-0D0HJ20E3 |
| | | 90 | | J2 | 1040 | 1151 | XHP50B-00-0000-0D0UJ20E3 |
| | | | | H4 | 970 | 1073 | XHP50B-00-0000-0D0UH40E3 |

Notes

- Cree maintains a tolerance of $\pm 7\%$ on flux and power measurements, ± 0.005 on chromaticity (CCx, CCy) measurements and a tolerance of ± 2 on CRI measurements. See the Measurements section (page 25).
- Cree XLamp XHP50.2 LED order codes specify only a minimum flux bin and not a maximum. Cree may ship reels in flux bins higher than the minimum specified by the order code without advance notice. Shipments will always adhere to the chromaticity bin restrictions specified by the order code.
- * Flux values @ 25 °C are calculated and for reference only.

FLUX CHARACTERISTICS, ANSI WHITE ORDER CODES AND BINS - CONTINUED

| Nominal CCT | Chromaticity Regions | CRI | | Minimum Luminous Flux | | | Order Code | | |
|-------------|----------------------|--------|----------------|-----------------------|-------------------|--------------------|--------------------------|------|--------------------------|
| | | Min | Typ | Group | Flux (lm) @ 85 °C | Flux (lm) @ 25 °C* | | | |
| 4500 K | 4A, 4B, 4C, 4D | 0 | 68 | K2 | 1200 | 1328 | XHP50B-00-0000-0D00K20E4 | | |
| | | | | J4 | 1120 | 1239 | XHP50B-00-0000-0D00J40E4 | | |
| | | 70 | | K2 | 1200 | 1328 | XHP50B-00-0000-0D0BK20E4 | | |
| | | | | J4 | 1120 | 1239 | XHP50B-00-0000-0D0BJ40E4 | | |
| | | 80 | | J4 | 1120 | 1239 | XHP50B-00-0000-0D0HJ40E4 | | |
| | | | | J2 | 1040 | 1151 | XHP50B-00-0000-0D0HJ20E4 | | |
| | | 90 | | H4 | 970 | 1073 | XHP50B-00-0000-0D0UH40E4 | | |
| | | | | H2 | 900 | 996 | XHP50B-00-0000-0D0UH20E4 | | |
| | | 4000 K | 5A, 5B, 5C, 5D | 0 | 68 | K2 | 1200 | 1328 | XHP50B-00-0000-0D00K20E5 |
| | | | | | | J4 | 1120 | 1239 | XHP50B-00-0000-0D00J40E5 |
| 70 | | | | K2 | 1200 | 1328 | XHP50B-00-0000-0D0BK20E5 | | |
| | | | | J4 | 1120 | 1239 | XHP50B-00-0000-0D0BJ40E5 | | |
| 80 | | | | J4 | 1120 | 1239 | XHP50B-00-0000-0D0HJ40E5 | | |
| | | | | J2 | 1040 | 1151 | XHP50B-00-0000-0D0HJ20E5 | | |
| 90 | | | | H4 | 970 | 1073 | XHP50B-00-0000-0D0UH40E5 | | |
| | | | | H2 | 900 | 996 | XHP50B-00-0000-0D0UH20E5 | | |
| 3500 K | 6A, 6B, 6C, 6D | | | 70 | | K2 | 1200 | 1328 | XHP50B-00-0000-0D0BK20E6 |
| | | | | | | J4 | 1120 | 1239 | XHP50B-00-0000-0D0BJ40E6 |
| 3000 K | 7A, 7B, 7C, 7D | 70 | | J4 | 1120 | 1239 | XHP50B-00-0000-0D0BJ40E7 | | |
| | | | | J2 | 1040 | 1151 | XHP50B-00-0000-0D0BJ20E7 | | |

Notes

- Cree maintains a tolerance of $\pm 7\%$ on flux and power measurements, ± 0.005 on chromaticity (CCx, CCy) measurements and a tolerance of ± 2 on CRI measurements. See the Measurements section (page 25).
- Cree XLamp XHP50.2 LED order codes specify only a minimum flux bin and not a maximum. Cree may ship reels in flux bins higher than the minimum specified by the order code without advance notice. Shipments will always adhere to the chromaticity bin restrictions specified by the order code.
- * Flux values @ 25 °C are calculated and for reference only.

FLUX CHARACTERISTICS - BROADCAST ORDER CODES AND BINS

The following table provides order codes for XLamp XHP50.2 Broadcast LEDs. For a complete description of the order code nomenclature, please see the Bin and Order Code Formats section (page 23).

Binning condition: $T_j = 85\text{ }^\circ\text{C}$; 12 V, $I_f = 700\text{ mA}$

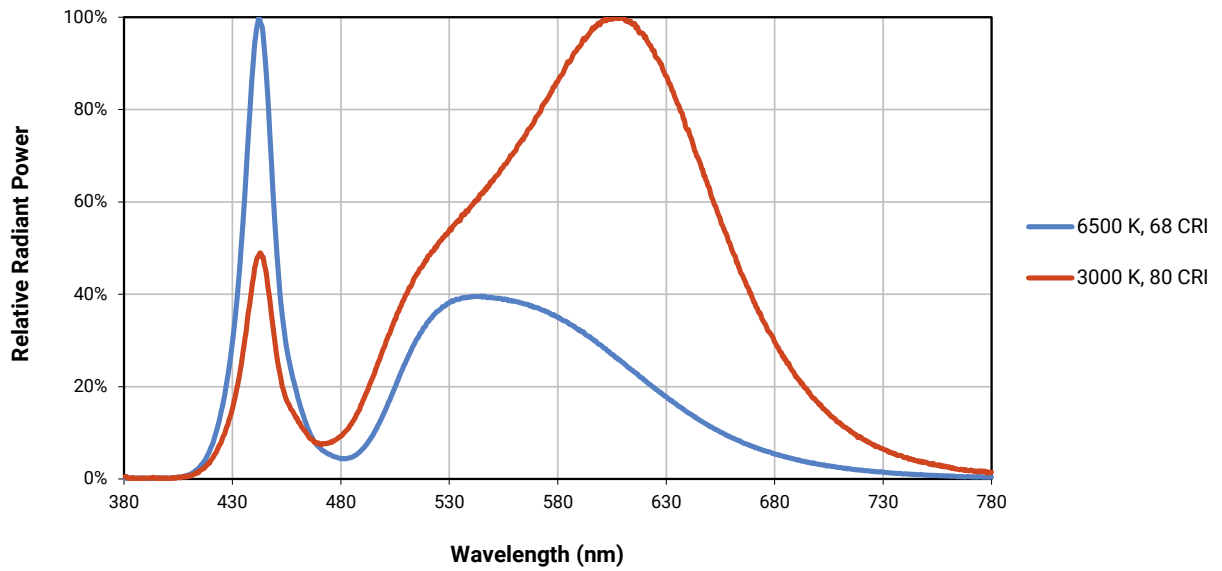
Reference condition: $T_j = 85\text{ }^\circ\text{C}$; 6 V, $I_f = 1400\text{ mA}$

| Chromaticity | | Minimum Luminous Flux (lm) @ 1050 mA | | | Order Codes | |
|--------------|--------|---|----------------------|-----------------------|-----------------------------------|-----------------------------------|
| Kit | CCT | Flux Bin | Flux (lm) @ 85 °C | Flux (lm) @ 25 °C* | 90 CRI Minimum 90 TLCI Minimum | 95 CRI Minimum 95 TLCI Minimum |
| E2 | 5700 K | H2 | 900 | 996 | XHP50B-00-B001-AD0UH20E2 | |
| | | G4 | 840 | 930 | | |

Notes

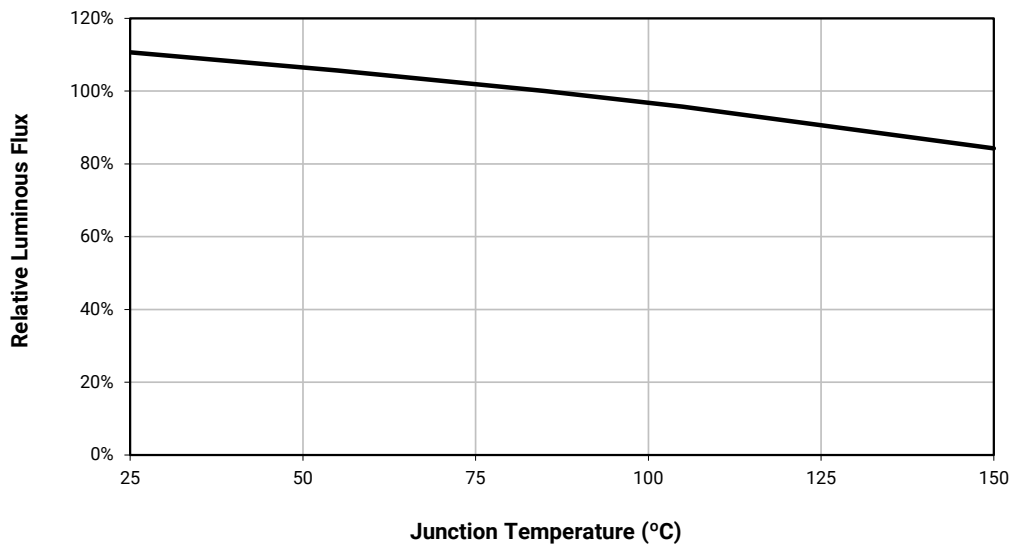
- TLCI refers to the [European Broadcast Union's Television Lighting Consistency Index 2012](#), which aids broadcasters in assessing the colorimetric quality of lighting in their production environment. Cree maintains a tolerance of ± 2 on TLCI measurements. See the Measurements section (page 25).
- Cree maintains a tolerance of $\pm 7\%$ on flux and power measurements, ± 0.005 on chromaticity (CCx, CCy) measurements and a tolerance of ± 2 on CRI. See the Measurements section (page 25).
- Cree XLamp XHP502 LED order codes specify only a minimum flux bin and not a maximum. Cree may ship reels in flux bins higher than the minimum specified by the order code without advance notice. Shipments will always adhere to the chromaticity bin restrictions specified by the order code.
- * Flux values @ 25 °C are calculated and for reference only.

RELATIVE SPECTRAL POWER DISTRIBUTION

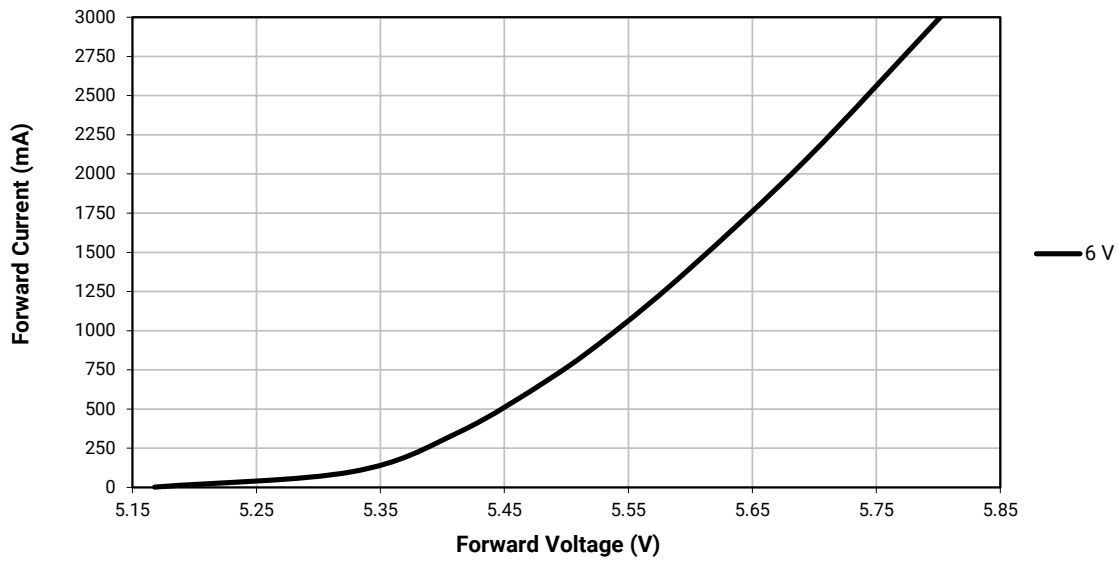
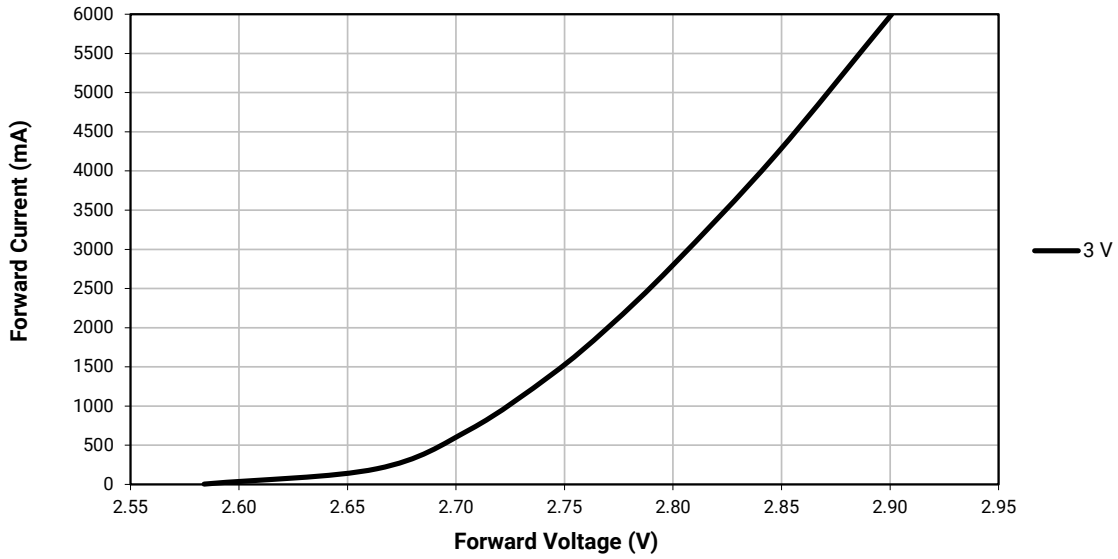


RELATIVE FLUX VS. JUNCTION TEMPERATURE

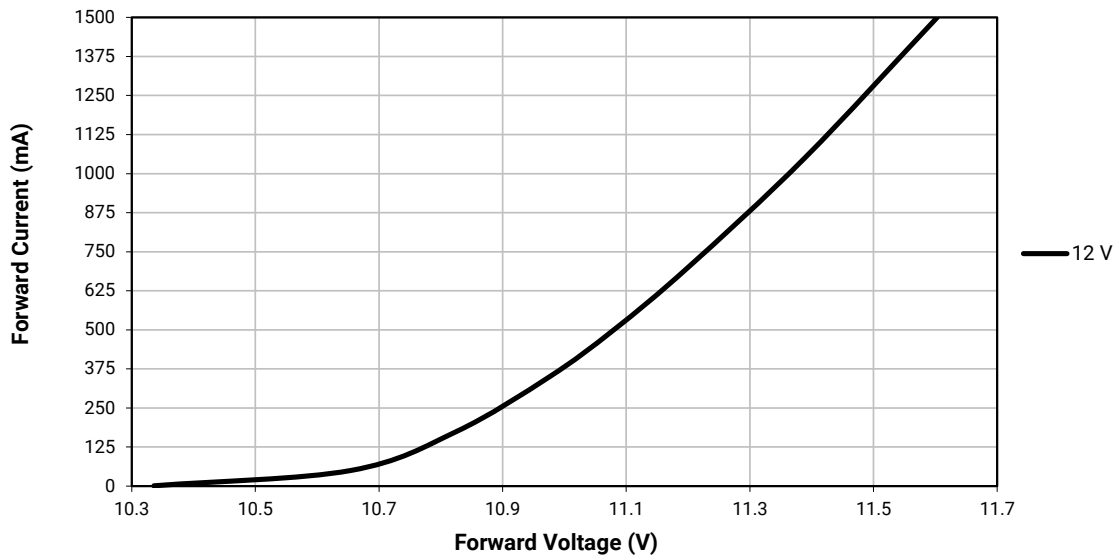
Reference condition: 3-V, $I_F = 2800$ mA; 6-V, $I_F = 1400$ mA; 12-V, $I_F = 700$ mA



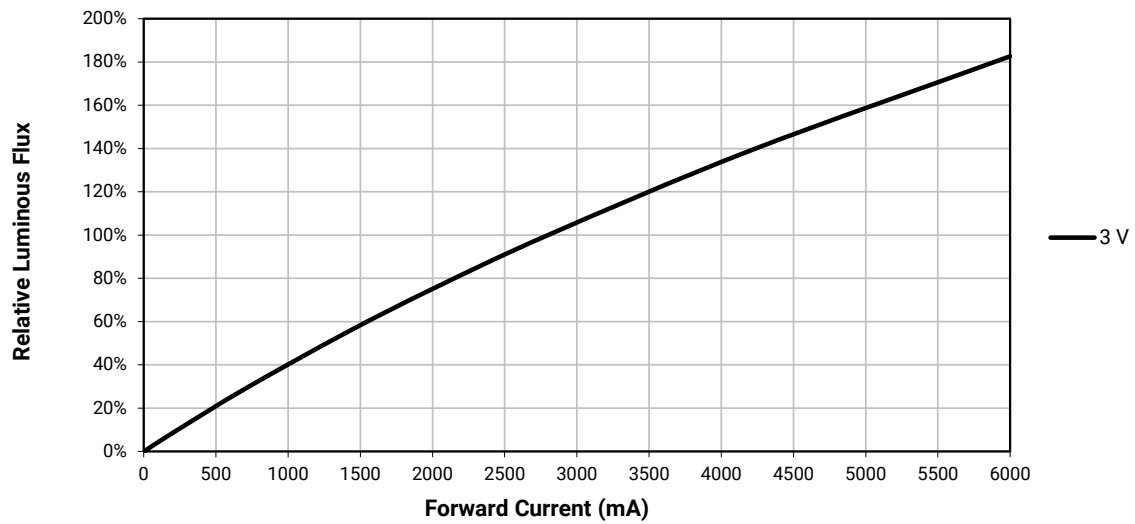
ELECTRICAL CHARACTERISTICS ($T_j = 85^\circ\text{C}$)



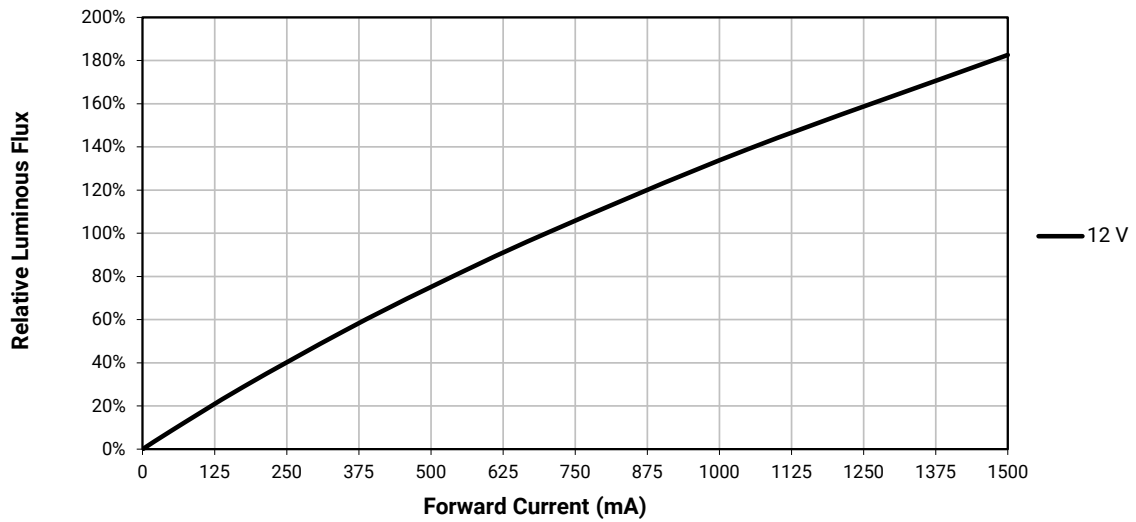
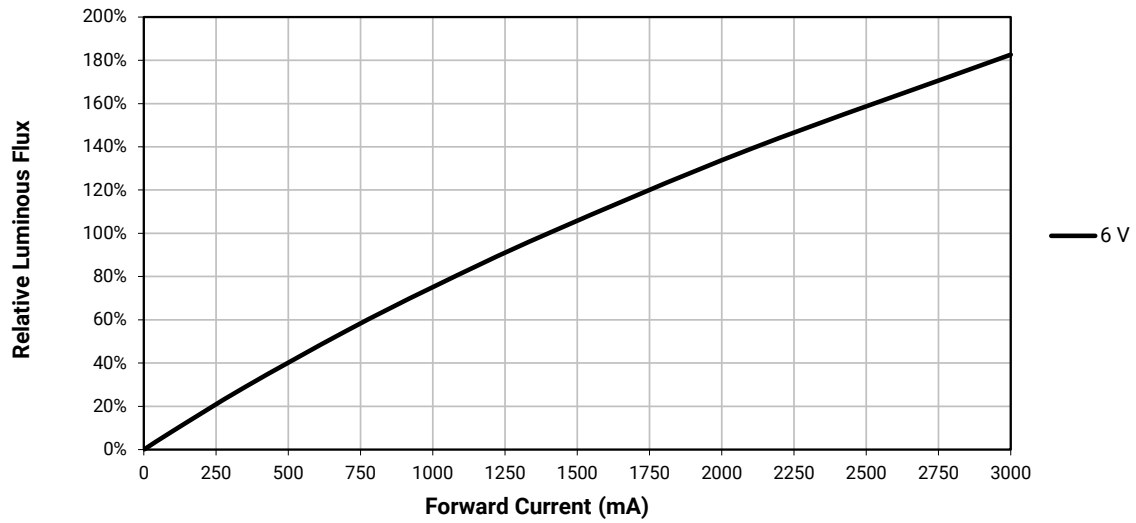
ELECTRICAL CHARACTERISTICS ($T_j = 85\text{ }^\circ\text{C}$) - CONTINUED



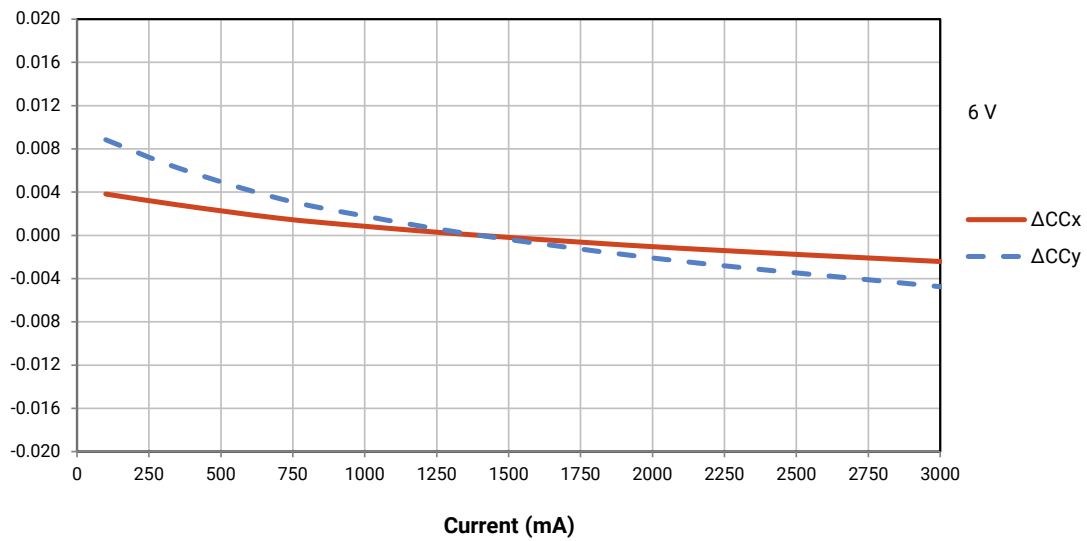
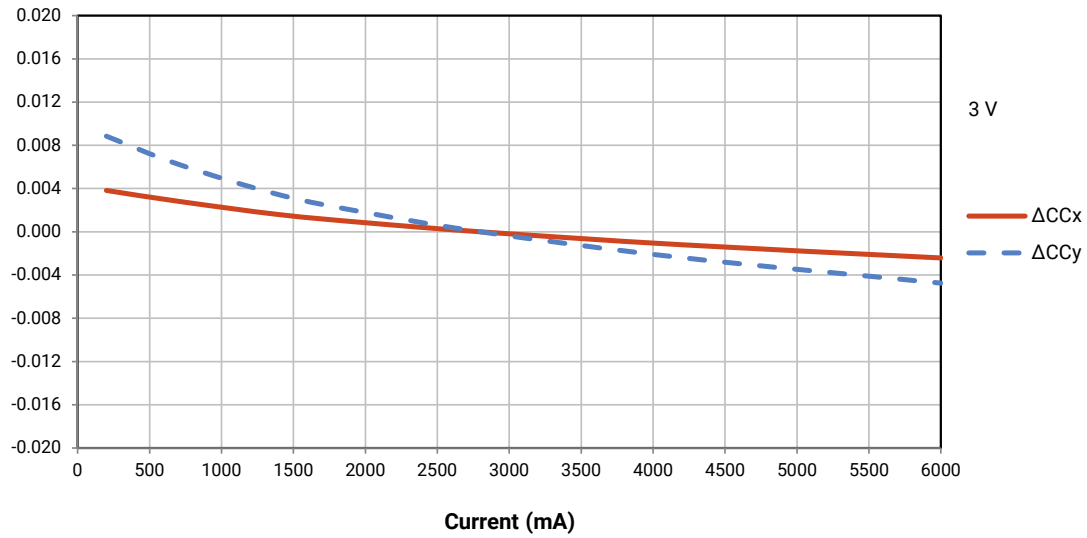
RELATIVE FLUX VS. CURRENT ($T_j = 85\text{ }^\circ\text{C}$)



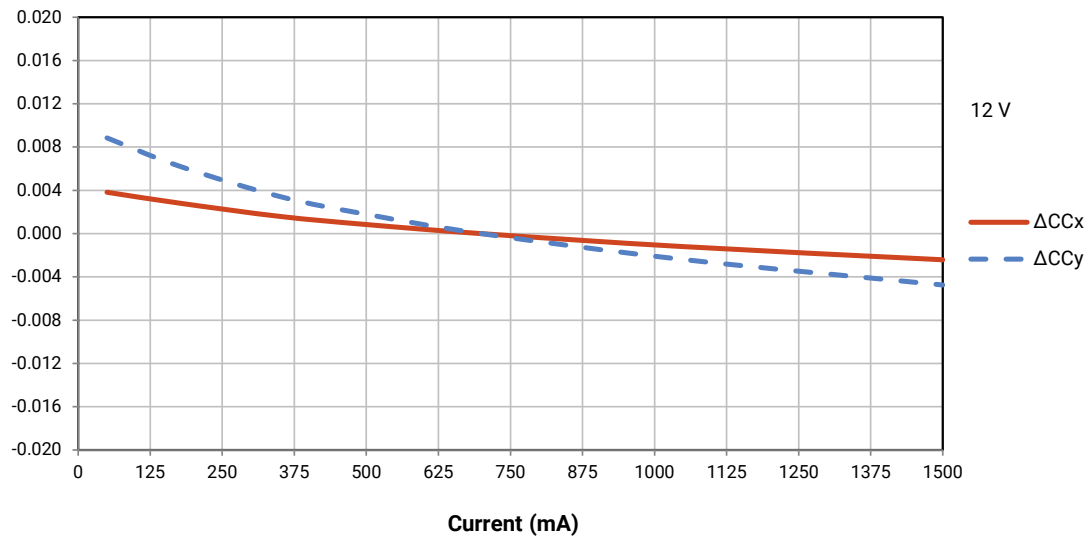
RELATIVE FLUX VS. CURRENT ($T_j = 85\text{ }^\circ\text{C}$) - CONTINUED



RELATIVE CHROMATICITY VS CURRENT (WARM WHITE)

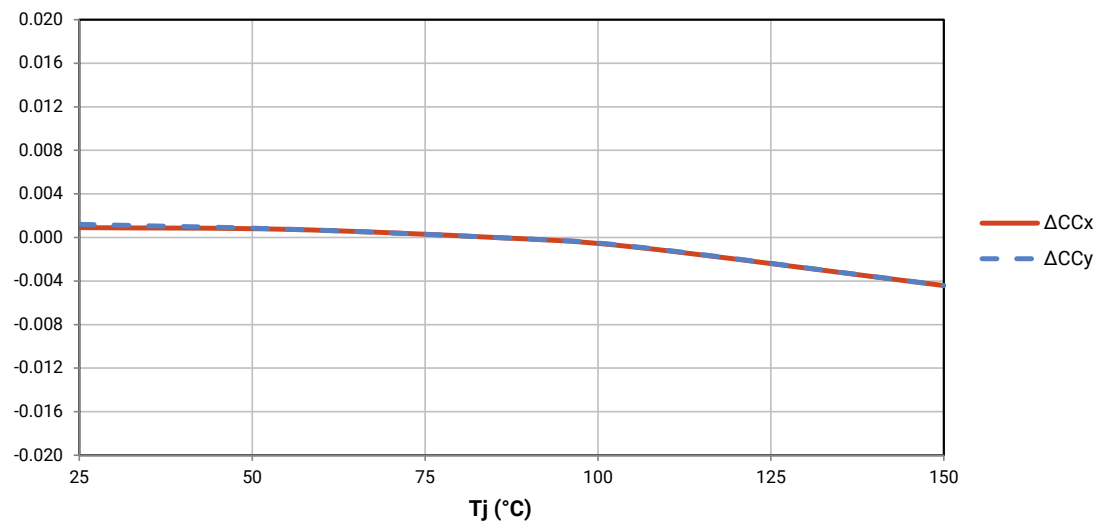


RELATIVE CHROMATICITY VS CURRENT (WARM WHITE) - CONTINUED



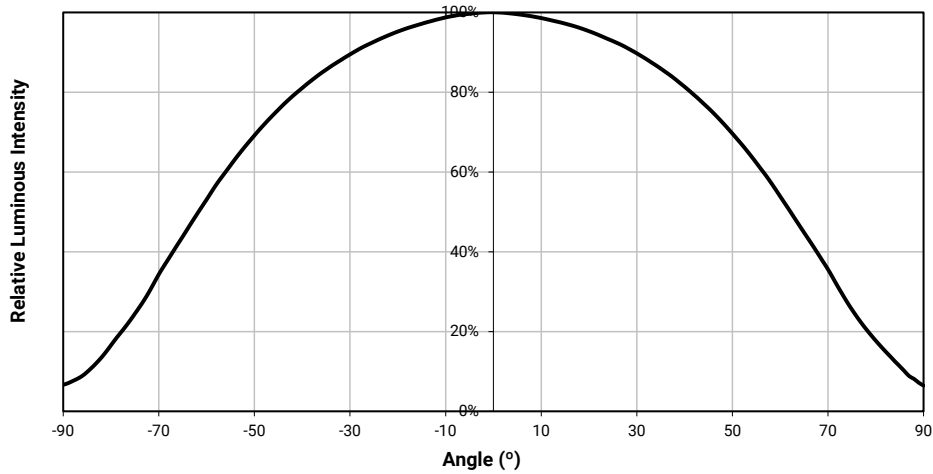
RELATIVE CHROMATICITY VS TEMPERATURE (WARM WHITE)

Reference condition: 3 V, $I_F = 2800$ mA; 6 V, $I_F = 1400$ mA; 12 V, $I_F = 700$ mA



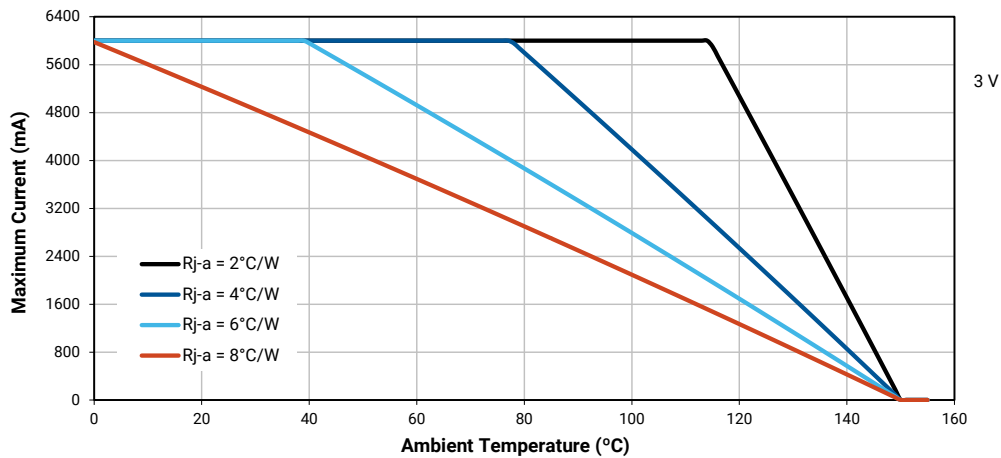
TYPICAL SPATIAL DISTRIBUTION

Reference condition: $T_j = 85^\circ\text{C}$; 3 V, $I_f = 2800\text{ mA}$; 6 V, $I_f = 1400\text{ mA}$; 12 V, $I_f = 700\text{ mA}$

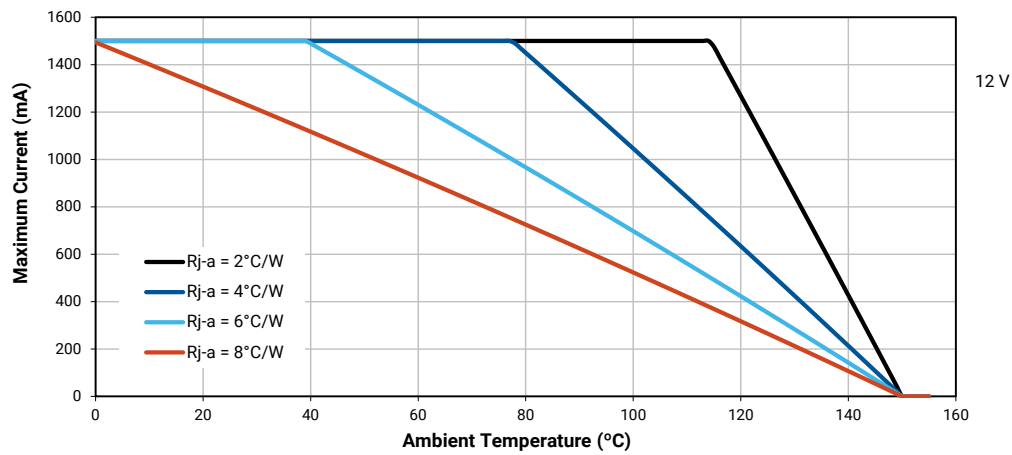
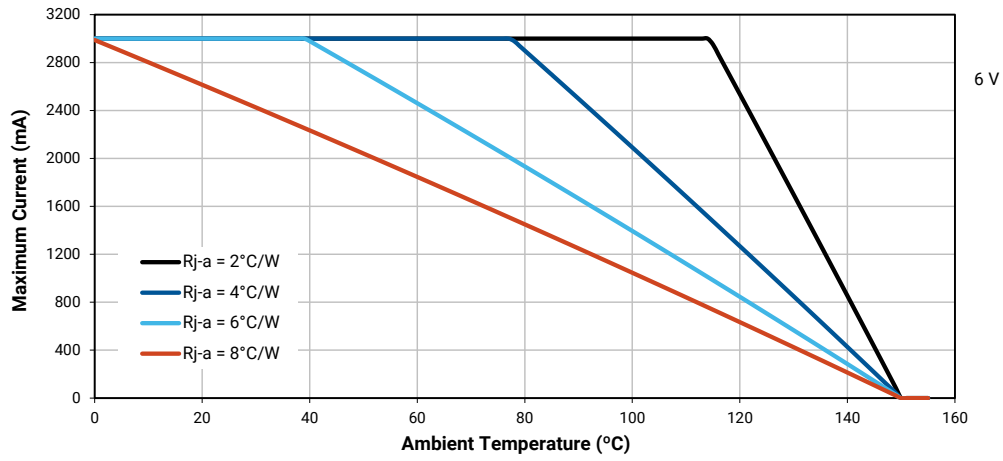


THERMAL DESIGN

The maximum forward current is determined by the thermal resistance between the LED junction and ambient. It is crucial for the end product to be designed in a manner that minimizes the thermal resistance from the solder point to ambient in order to optimize lamp life and optical characteristics.



THERMAL DESIGN - CONTINUED



PERFORMANCE GROUPS – LUMINOUS FLUX ($T_j = 85\text{ }^\circ\text{C}$)

XLamp XHP50.2 LEDs are tested for luminous flux and placed into one of the following luminous-flux groups.

| Group Code | Minimum Luminous Flux | Maximum Luminous Flux |
|------------|-----------------------|-----------------------|
| G2 | 780 | 840 |
| G4 | 840 | 900 |
| H2 | 900 | 970 |
| H4 | 970 | 1040 |
| J2 | 1040 | 1120 |
| J4 | 1120 | 1200 |
| K2 | 1200 | 1290 |
| K4 | 1290 | 1380 |

PERFORMANCE GROUPS – CHROMATICITY

XLamp XHP50.2 LEDs are tested for chromaticity and placed into one of the regions defined by the following bounding coordinates.

| EasyWhite Color Temperatures – 2-Step | | | |
|---------------------------------------|--------|--------|--------|
| Bin Code | CCT | x | y |
| 40H | 4000 K | 0.3777 | 0.3739 |
| | | 0.3797 | 0.3816 |
| | | 0.3861 | 0.3855 |
| | | 0.3838 | 0.3777 |
| 35H | 3500 K | 0.4022 | 0.3858 |
| | | 0.4053 | 0.3942 |
| | | 0.4125 | 0.3977 |
| | | 0.4091 | 0.3891 |
| 30H | 3000 K | 0.4287 | 0.3975 |
| | | 0.4328 | 0.4064 |
| | | 0.4390 | 0.4086 |
| | | 0.4347 | 0.3996 |
| 27H | 2700 K | 0.4524 | 0.4048 |
| | | 0.4574 | 0.4140 |
| | | 0.4633 | 0.4154 |
| | | 0.4581 | 0.4062 |

PERFORMANCE GROUPS – CHROMATICITY (CONTINUED)

| EasyWhite Color Temperatures – 3-Step Ellipse | | | | | | |
|---|--------|--------------|--------|------------|------------|--------------------|
| Bin Code | CCT | Center Point | | Major Axis | Minor Axis | Rotation Angle (°) |
| | | x | y | a | b | |
| 50G | 5000 K | 0.3447 | 0.3553 | 0.00840 | 0.00312 | 65.0 |
| 45G | 4500 K | 0.3611 | 0.3658 | 0.00852 | 0.00330 | 61.5 |
| 40G | 4000 K | 0.3818 | 0.3797 | 0.00939 | 0.00402 | 53.7 |
| 35G | 3500 K | 0.4073 | 0.3917 | 0.00927 | 0.00414 | 54.0 |
| 30G | 3000 K | 0.4338 | 0.4030 | 0.00834 | 0.00408 | 53.2 |
| 27G | 2700 K | 0.4577 | 0.4099 | 0.00834 | 0.00420 | 48.5 |

| EasyWhite Color Temperatures – 5-Step Ellipse | | | | | | |
|---|--------|--------------|--------|------------|------------|--------------------|
| Bin Code | CCT | Center Point | | Major Axis | Minor Axis | Rotation Angle (°) |
| | | x | y | a | b | |
| 50E | 5000 K | 0.3447 | 0.3553 | 0.01400 | 0.00520 | 65.0 |
| 45E | 4500 K | 0.3611 | 0.3658 | 0.01420 | 0.00550 | 61.5 |
| 40E | 4000 K | 0.3818 | 0.3797 | 0.01565 | 0.00670 | 53.7 |
| 35E | 3500 K | 0.4073 | 0.3917 | 0.01545 | 0.00690 | 54.0 |
| 30E | 3000 K | 0.4338 | 0.4030 | 0.01390 | 0.00680 | 53.2 |

| ANSI White Bins | | | |
|-----------------|----------|--------|--------|
| CCT | Bin Code | x | y |
| 7000 K | 0A0 | 0.2950 | 0.2970 |
| | | 0.2920 | 0.3060 |
| | | 0.2984 | 0.3133 |
| | | 0.3009 | 0.3042 |
| | 0B0 | 0.2920 | 0.3060 |
| | | 0.2895 | 0.3135 |
| | | 0.2962 | 0.3220 |
| | | 0.2984 | 0.3133 |
| | 0C0 | 0.2984 | 0.3133 |
| | | 0.2962 | 0.3220 |
| | | 0.3028 | 0.3304 |
| | | 0.3048 | 0.3207 |
| | 0D0 | 0.2984 | 0.3133 |
| | | 0.3048 | 0.3207 |
| | | 0.3068 | 0.3113 |
| | | 0.3009 | 0.3042 |

| ANSI White Bins | | | |
|-----------------|----------|--------|--------|
| CCT | Bin Code | x | y |
| 7000 K | 0R0 | 0.2980 | 0.2880 |
| | | 0.2950 | 0.2970 |
| | | 0.3009 | 0.3042 |
| | | 0.3037 | 0.2937 |
| | 0S0 | 0.2895 | 0.3135 |
| | | 0.2870 | 0.3210 |
| | | 0.2937 | 0.3312 |
| | | 0.2962 | 0.3220 |
| | 0T0 | 0.2962 | 0.3220 |
| | | 0.2937 | 0.3312 |
| | | 0.3005 | 0.3415 |
| | | 0.3028 | 0.3304 |
| | 0U0 | 0.3037 | 0.2937 |
| | | 0.3009 | 0.3042 |
| | | 0.3068 | 0.3113 |
| | | 0.3093 | 0.2993 |

| ANSI White Bins | | | |
|-----------------|----------|--------|--------|
| CCT | Bin Code | x | y |
| 7000 K | 1A0 | 0.3048 | 0.3207 |
| | | 0.3130 | 0.3290 |
| | | 0.3144 | 0.3186 |
| | | 0.3068 | 0.3113 |
| | 1B0 | 0.3028 | 0.3304 |
| | | 0.3115 | 0.3391 |
| | | 0.3130 | 0.3290 |
| | | 0.3048 | 0.3207 |
| | 1C0 | 0.3115 | 0.3391 |
| | | 0.3205 | 0.3481 |
| | | 0.3213 | 0.3373 |
| | | 0.3130 | 0.3290 |
| | 1D0 | 0.3130 | 0.3290 |
| | | 0.3213 | 0.3373 |
| | | 0.3221 | 0.3261 |
| | | 0.3144 | 0.3186 |

PERFORMANCE GROUPS – CHROMATICITY (CONTINUED)

| ANSI White Bins | | | |
|-----------------|----------|--------|--------|
| CCT | Bin Code | x | y |
| 7000 K | 1R0 | 0.3068 | 0.3113 |
| | | 0.3144 | 0.3186 |
| | | 0.3161 | 0.3059 |
| | | 0.3093 | 0.2993 |
| | 1S0 | 0.3005 | 0.3415 |
| | | 0.3099 | 0.3509 |
| | | 0.3115 | 0.3391 |
| | | 0.3028 | 0.3304 |
| | 1T0 | 0.3099 | 0.3509 |
| | | 0.3196 | 0.3602 |
| | | 0.3205 | 0.3481 |
| | | 0.3115 | 0.3391 |
| | 1U0 | 0.3144 | 0.3186 |
| | | 0.3221 | 0.3261 |
| | | 0.3231 | 0.3120 |
| | | 0.3161 | 0.3059 |

| ANSI White Bins | | | |
|-----------------|----------|--------|--------|
| CCT | Bin Code | x | y |
| 6000 K | 2A0 | 0.3215 | 0.3350 |
| | | 0.3290 | 0.3417 |
| | | 0.3290 | 0.3300 |
| | | 0.3222 | 0.3243 |
| | 2B0 | 0.3207 | 0.3462 |
| | | 0.3290 | 0.3538 |
| | | 0.3290 | 0.3417 |
| | | 0.3215 | 0.3350 |
| | 2C0 | 0.3290 | 0.3538 |
| | | 0.3376 | 0.3616 |
| | | 0.3371 | 0.3490 |
| | | 0.3290 | 0.3417 |
| | 2D0 | 0.3290 | 0.3417 |
| | | 0.3371 | 0.3490 |
| | | 0.3366 | 0.3369 |
| | | 0.3290 | 0.3300 |

| ANSI White Bins | | | |
|-----------------|----------|--------|--------|
| CCT | Bin Code | x | y |
| 6000 K | 2R0 | 0.3222 | 0.3243 |
| | | 0.3290 | 0.3300 |
| | | 0.3290 | 0.3180 |
| | | 0.3231 | 0.3120 |
| | 2S0 | 0.3196 | 0.3602 |
| | | 0.3290 | 0.3690 |
| | | 0.3290 | 0.3538 |
| | | 0.3207 | 0.3462 |
| | 2T0 | 0.3290 | 0.3690 |
| | | 0.3381 | 0.3762 |
| | | 0.3376 | 0.3616 |
| | | 0.3290 | 0.3538 |
| | 2U0 | 0.3290 | 0.3300 |
| | | 0.3366 | 0.3369 |
| | | 0.3361 | 0.3245 |
| | | 0.3290 | 0.3180 |

| ANSI White Bins | | | |
|-----------------|----------|--------|--------|
| CCT | Bin Code | x | y |
| 5000 K | 3A0 | 0.3371 | 0.3490 |
| | | 0.3451 | 0.3554 |
| | | 0.3440 | 0.3427 |
| | | 0.3366 | 0.3369 |
| | 3B0 | 0.3376 | 0.3616 |
| | | 0.3463 | 0.3687 |
| | | 0.3451 | 0.3554 |
| | | 0.3371 | 0.3490 |
| | 3C0 | 0.3463 | 0.3687 |
| | | 0.3551 | 0.3760 |
| | | 0.3533 | 0.3620 |
| | | 0.3451 | 0.3554 |
| | 3D0 | 0.3451 | 0.3554 |
| | | 0.3533 | 0.3620 |
| | | 0.3515 | 0.3487 |
| | | 0.3440 | 0.3427 |

| ANSI White Bins | | | |
|-----------------|----------|--------|--------|
| CCT | Bin Code | x | y |
| 4500 K | 4A0 | 0.3530 | 0.3597 |
| | | 0.3615 | 0.3659 |
| | | 0.3512 | 0.3465 |
| | | 0.3515 | 0.3487 |
| | 4B0 | 0.3548 | 0.3736 |
| | | 0.3641 | 0.3804 |
| | | 0.3530 | 0.3597 |
| | | 0.3533 | 0.362 |
| | 4C0 | 0.3641 | 0.3804 |
| | | 0.3736 | 0.3874 |
| | | 0.3702 | 0.3722 |
| | | 0.3615 | 0.3659 |
| | 4D0 | 0.3615 | 0.3659 |
| | | 0.3702 | 0.3722 |
| | | 0.3670 | 0.3578 |
| | | 0.3590 | 0.3521 |

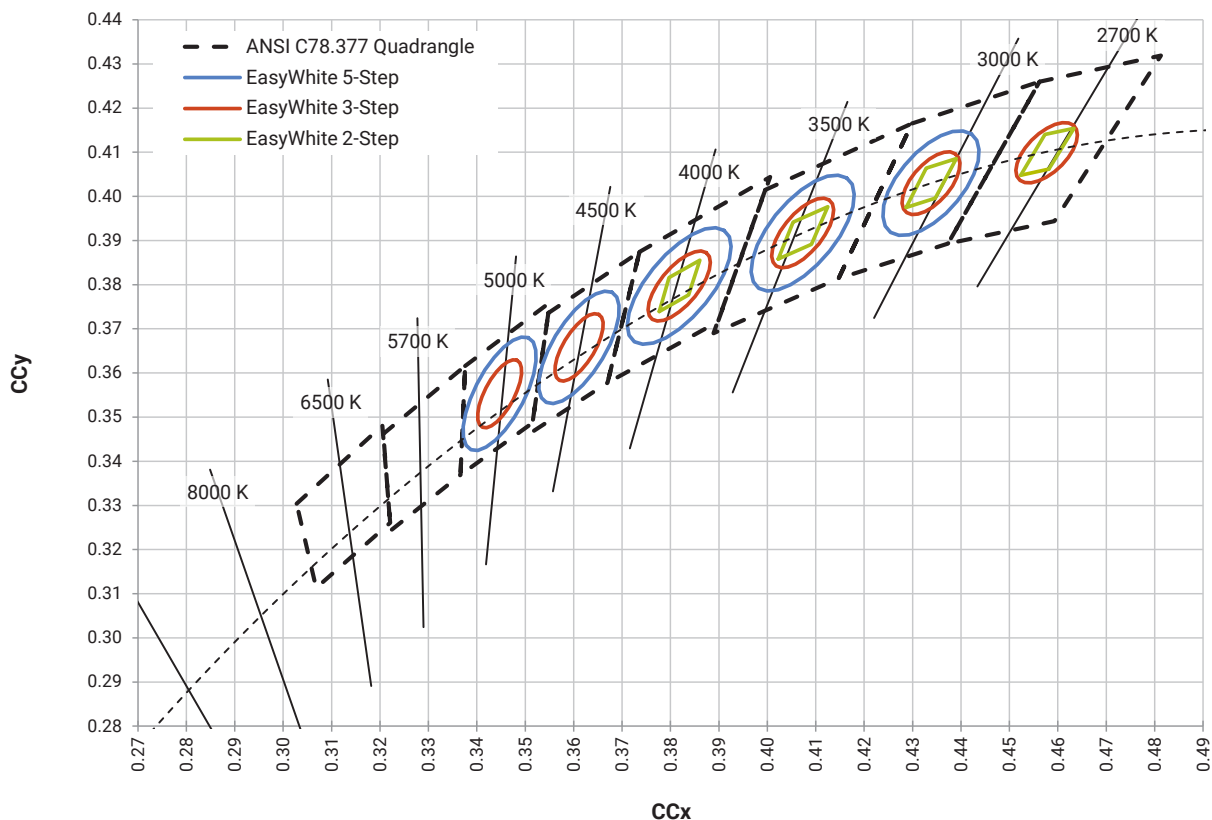
PERFORMANCE GROUPS – CHROMATICITY (CONTINUED)

| ANSI White Bins | | | |
|-----------------|----------|--------|--------|
| CCT | Bin Code | x | y |
| 4000 K | 5A0 | 0.3670 | 0.3578 |
| | | 0.3702 | 0.3722 |
| | | 0.3825 | 0.3798 |
| | | 0.3783 | 0.3646 |
| | 5B0 | 0.3702 | 0.3722 |
| | | 0.3736 | 0.3874 |
| | | 0.3869 | 0.3958 |
| | | 0.3825 | 0.3798 |
| | 5C0 | 0.3825 | 0.3798 |
| | | 0.3869 | 0.3958 |
| | | 0.4006 | 0.4044 |
| | | 0.3950 | 0.3875 |
| | 5D0 | 0.3783 | 0.3646 |
| | | 0.3825 | 0.3798 |
| | | 0.3950 | 0.3875 |
| | | 0.3898 | 0.3716 |

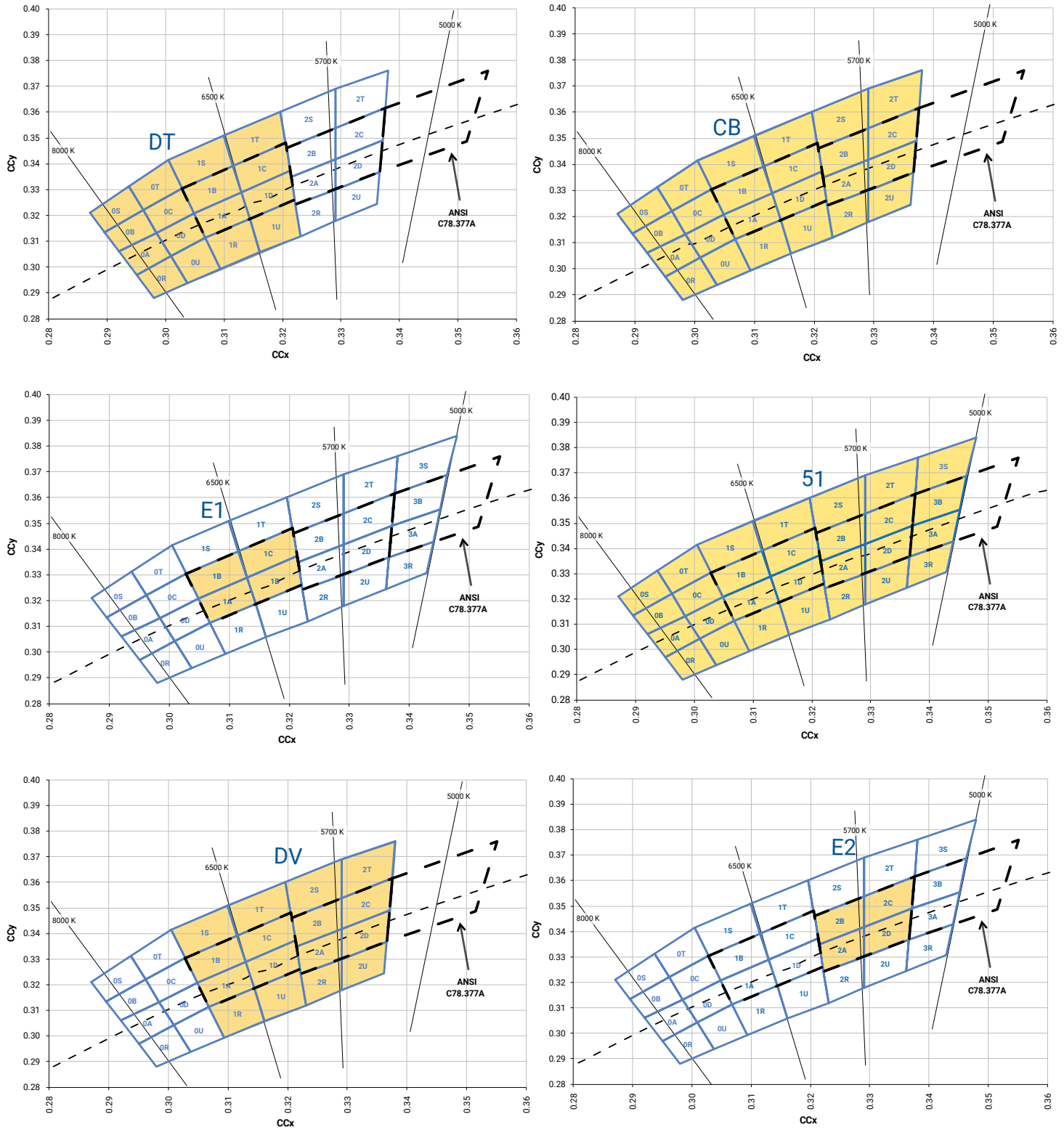
| ANSI White Bins | | | |
|-----------------|----------|--------|--------|
| CCT | Bin Code | x | y |
| 3500 K | 6A0 | 0.3889 | 0.3690 |
| | | 0.3941 | 0.3848 |
| | | 0.4080 | 0.3916 |
| | | 0.4017 | 0.3751 |
| | 6B0 | 0.3941 | 0.3848 |
| | | 0.3996 | 0.4015 |
| | | 0.4146 | 0.4089 |
| | | 0.4080 | 0.3916 |
| | 6C0 | 0.4080 | 0.3916 |
| | | 0.4146 | 0.4089 |
| | | 0.4299 | 0.4165 |
| | | 0.4221 | 0.3984 |
| | 6D0 | 0.4017 | 0.3751 |
| | | 0.4080 | 0.3916 |
| | | 0.4221 | 0.3984 |
| | | 0.4147 | 0.3814 |

| ANSI White Bins | | | |
|-----------------|----------|--------|--------|
| CCT | Bin Code | x | y |
| 3000 K | 7A0 | 0.4147 | 0.3814 |
| | | 0.4221 | 0.3984 |
| | | 0.4342 | 0.4028 |
| | | 0.4259 | 0.3853 |
| | 7B0 | 0.4221 | 0.3984 |
| | | 0.4299 | 0.4165 |
| | | 0.4430 | 0.4212 |
| | | 0.4342 | 0.4028 |
| | 7C0 | 0.4342 | 0.4028 |
| | | 0.4430 | 0.4212 |
| | | 0.4562 | 0.4260 |
| | | 0.4465 | 0.4071 |
| | 7D0 | 0.4259 | 0.3853 |
| | | 0.4342 | 0.4028 |
| | | 0.4465 | 0.4071 |
| | | 0.4373 | 0.3893 |

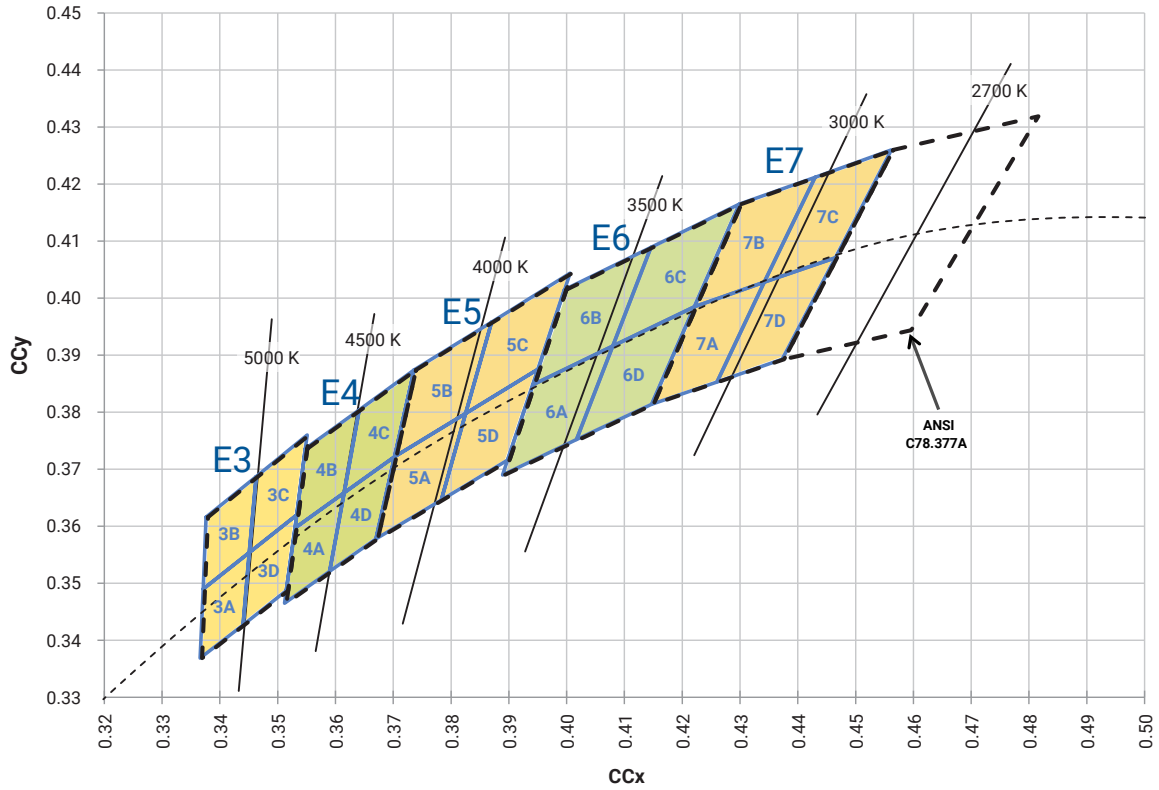
CREE'S EASYWHITE® CHROMATICITY REGIONS PLOTTED ON THE 1931 CIE CURVE



CREE'S ANSI COOL WHITE KITS PLOTTED ON ANSI STANDARD CHROMATICITY REGIONS

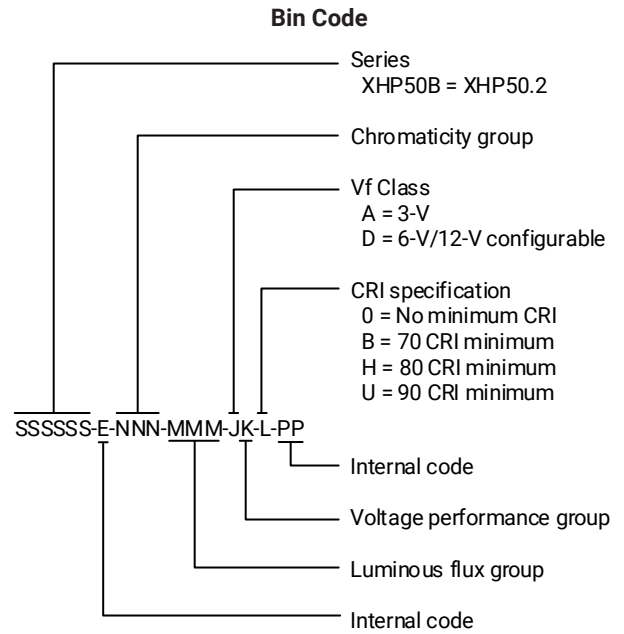
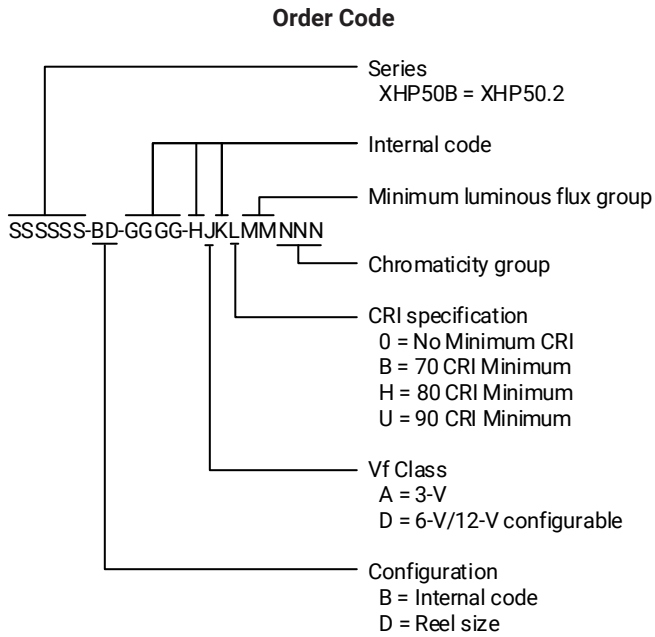


CREE'S ANSI WARM AND NEUTRAL WHITE KITS PLOTTED ON ANSI STANDARD CHROMATICITY REGIONS



BIN AND ORDER CODE FORMATS

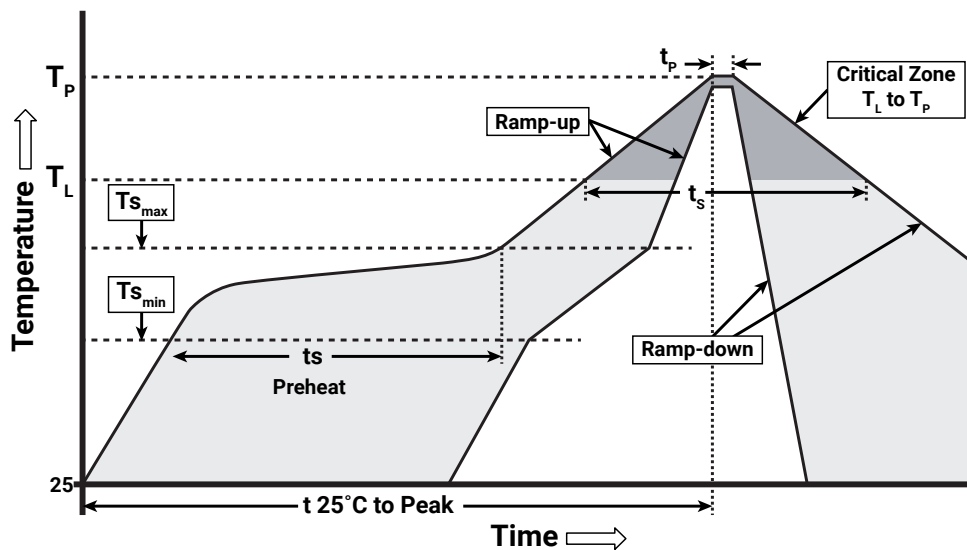
Bin codes and order codes for XHP50.2 LEDs are configured in the following manner:



REFLOW SOLDERING CHARACTERISTICS

In testing, Cree has found XLamp XHP50.2 LEDs to be compatible with JEDEC J-STD-020C, using the parameters listed below. As a general guideline, Cree recommends that users follow the recommended soldering profile provided by the manufacturer of the solder paste used, and therefore it is the lamp or luminaire manufacturer’s responsibility to determine applicable soldering requirements.

Note that this general guideline may not apply to all PCB designs and configurations of reflow soldering equipment.



IPC/JEDEC J-STD-020C

| Profile Feature | Lead-Free Solder |
|---|------------------|
| Average Ramp-Up Rate ($T_{s_{max}}$ to T_P) | 1.2 °C/second |
| Preheat: Temperature Min ($T_{s_{min}}$) | 120 °C |
| Preheat: Temperature Max ($T_{s_{max}}$) | 170 °C |
| Preheat: Time ($t_{s_{min}}$ to $t_{s_{max}}$) | 65-150 seconds |
| Time Maintained Above: Temperature (T_L) | 217 °C |
| Time Maintained Above: Time (t_L) | 45-90 seconds |
| Peak/Classification Temperature (T_P) | 235 - 245 °C |
| Time Within 5 °C of Actual Peak Temperature (t_p) | 20-40 seconds |
| Ramp-Down Rate | 1 - 6 °C/second |
| Time 25 °C to Peak Temperature | 4 minutes max. |

Note: All temperatures refer to the topside of the package, measured on the package body surface.

NOTES

Measurements

The luminous flux, radiant power, chromaticity, forward voltage and CRI measurements in this document are binning specifications only and solely represent product measurements as of the date of shipment. These measurements will change over time based on a number of factors that are not within Cree's control and are not intended or provided as operational specifications for the products. Calculated values are provided for informational purposes only and are not intended or provided as specifications.

Pre-Release Qualification Testing

Please read the [LED Reliability Overview](#) for details of the qualification process Cree applies to ensure long-term reliability for XLamp LEDs and details of Cree's pre-release qualification testing for XLamp LEDs. Cree did not perform Room Temperature Operating Life (RTOL) testing on the XHP50.2 LED.

Lumen Maintenance

Cree now uses standardized IES LM-80-08 and TM-21-11 methods for collecting long-term data and extrapolating LED lumen maintenance. For information on the specific LM-80 data sets available for this LED, refer to the public [LM-80 results document](#).

Please read the [Long-Term Lumen Maintenance application note](#) for more details on Cree's lumen maintenance testing and forecasting. Please read the [Thermal Management application note](#) for details on how thermal design, ambient temperature, and drive current affect the LED junction temperature.

Moisture Sensitivity

Cree recommends keeping XLamp LEDs in the provided, resealable moisture-barrier packaging (MBP) until immediately prior to soldering. Unopened MBPs that contain XLamp LEDs do not need special storage for moisture sensitivity.

Once the MBP is opened, XLamp XHP50.2 LEDs may be stored as MSL 1 per JEDEC J-STD-033, meaning they have unlimited floor life in conditions of ≤ 30 °C/85% relative humidity (RH). Regardless of the storage condition, Cree recommends sealing any unsoldered LEDs in the original MBP.

RoHS Compliance

The levels of RoHS restricted materials in this product are below the maximum concentration values (also referred to as the threshold limits) permitted for such substances, or are used in an exempted application, in accordance with EU Directive 2011/65/EC (RoHS2), as implemented January 2, 2013. RoHS Declarations for this product can be obtained from your Cree representative or from the [Product Ecology](#) section of the Cree website.

REACH Compliance

REACH substances of very high concern (SVHCs) information is available for this product. Since the European Chemical Agency (ECHA) has published notice of their intent to frequently revise the SVHC listing for the foreseeable future, please contact a Cree representative to insure you get the most up-to-date REACH SVHC Declaration. REACH banned substance information (REACH Article 67) is also available upon request.

NOTES - CONTINUED

UL® Recognized Component

This product meets the requirements to be considered a UL Recognized Component with Level 4 enclosure consideration. The LED package or a portion thereof has been investigated as a fire and electrical enclosure per ANSI/UL 8750.

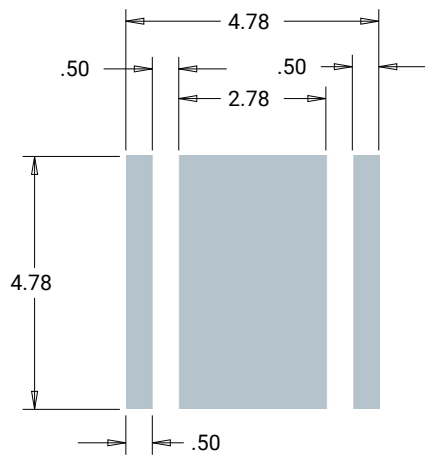
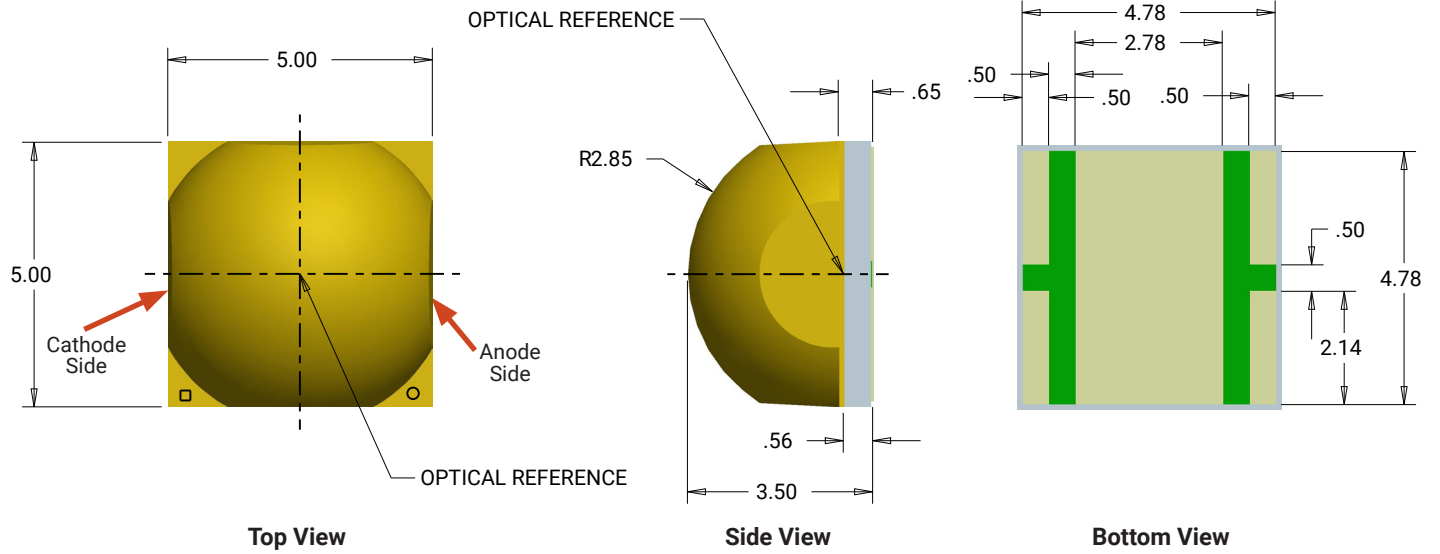
Vision Advisory

WARNING: Do not look at an exposed lamp in operation. Eye injury can result. For more information about LEDs and eye safety, please refer to the [LED Eye Safety application note](#).

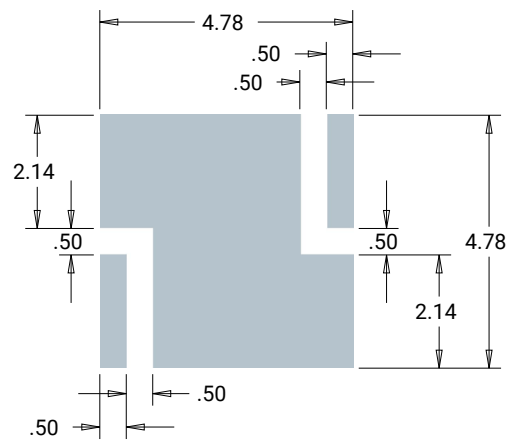
MECHANICAL DIMENSIONS

Thermal vias, if present, are not shown on these drawings.

All dimensions are ± 0.13 mm unless otherwise indicated.

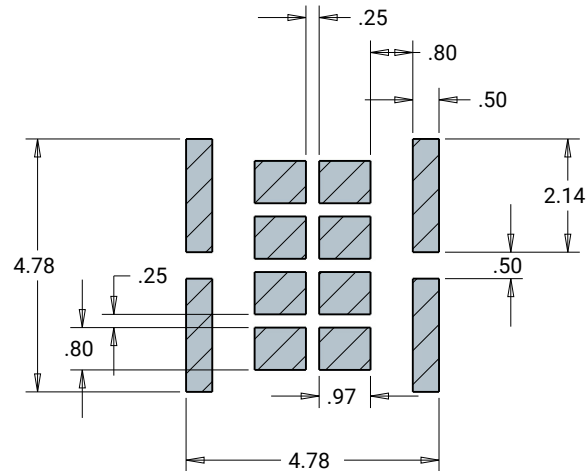


**Recommended PCB Solder Pad
3 V or 6 V Configuration
Depending on Vf Class
(thermal pad is electrically isolated)**



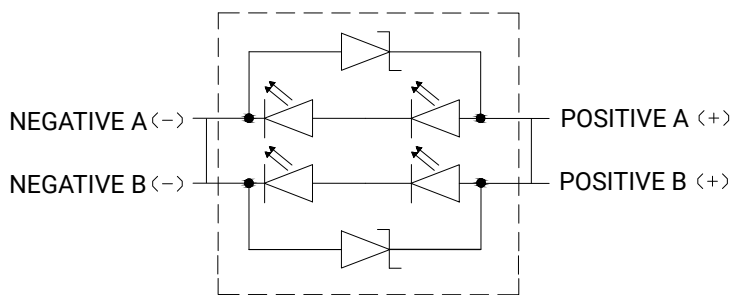
**Recommended PCB Solder Pad
12 V Configuration
(thermal pad is connected to anode and cathode
and is not electrically isolated)**

MECHANICAL DIMENSIONS - CONTINUED

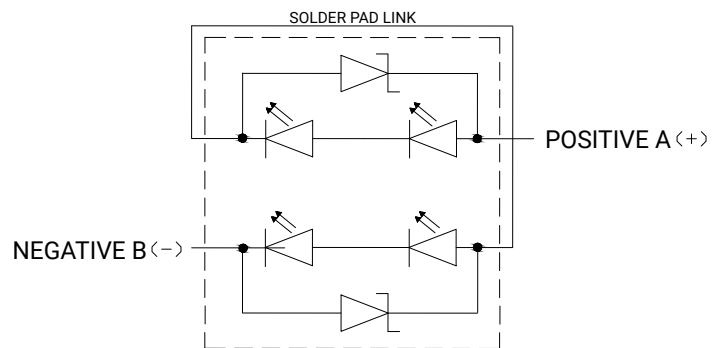


**Recommended Stencil Pattern
6 V & 12 V Configurations
(shaded area is open)**

ELECTRICAL CONFIGURATION



6-V Configuration

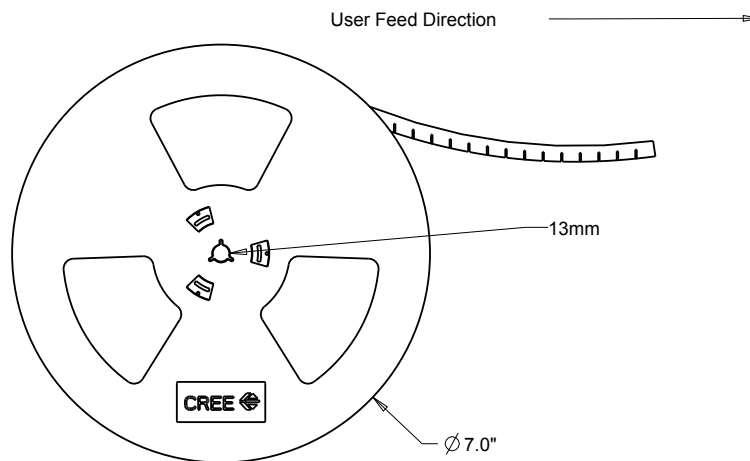
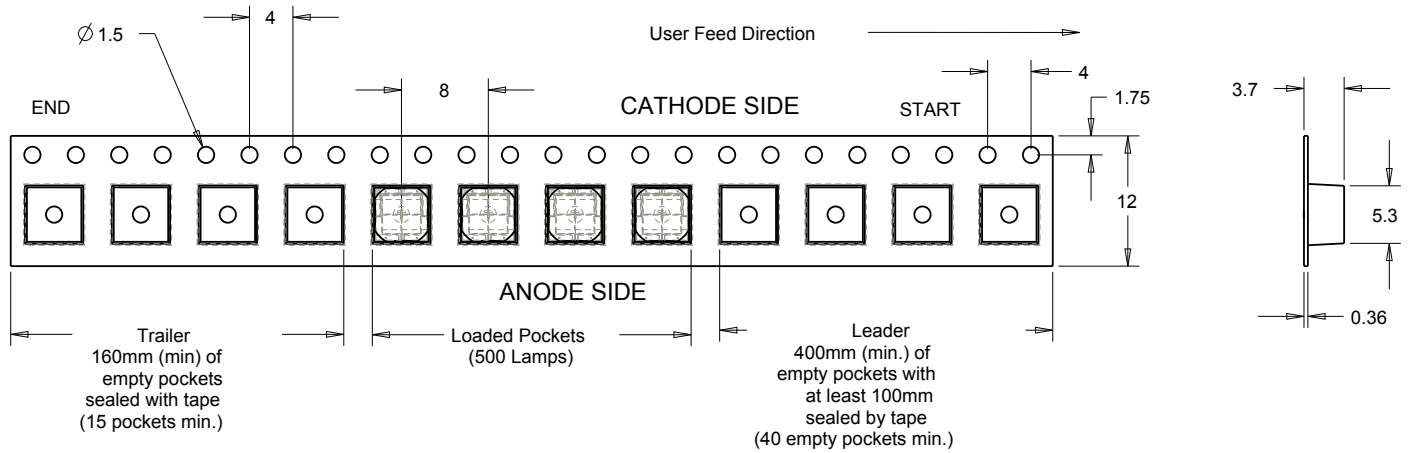


12-V Configuration

TAPE AND REEL

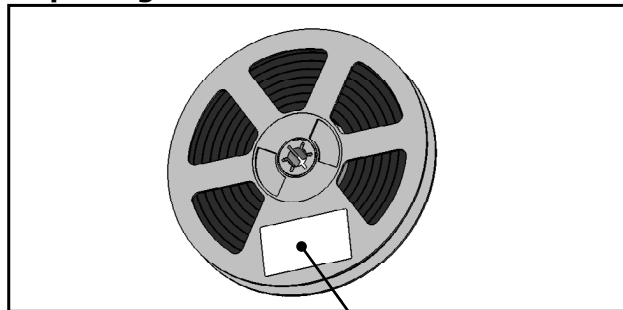
All Cree carrier tapes conform to EIA-481D, Automated Component Handling Systems Standard.

All dimensions are ±.13 mm unless otherwise indicated.



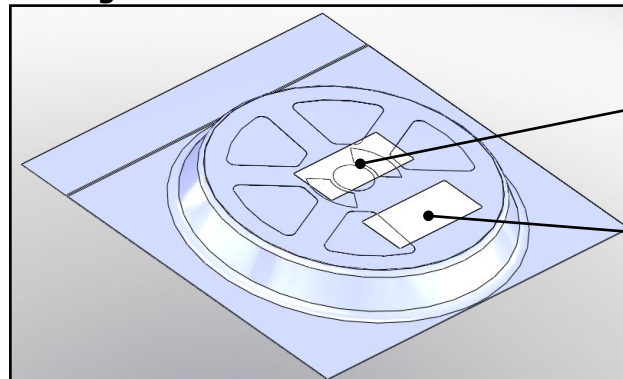
PACKAGING

Unpackaged Reel



Label with Cree Bin Code,
Quantity, Reel ID

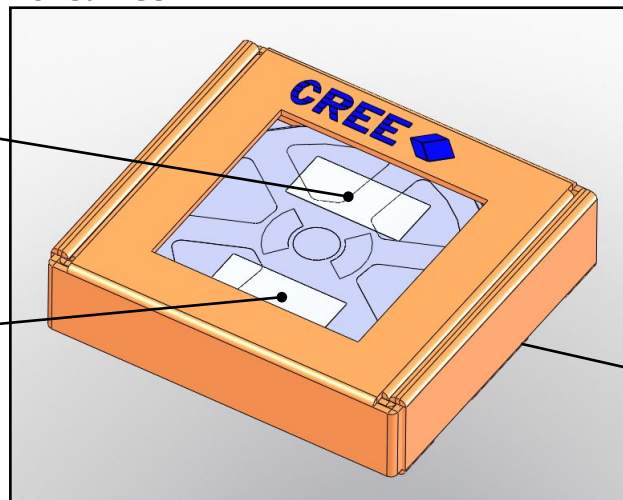
Packaged Reel



Label with Cree Order Code,
Quantity, Reel ID, PO #

Label with Cree Bin Code,
Quantity, Reel ID

Boxed Reel



Label with Cree Order Code,
Quantity, Reel ID, PO #

Label with Cree Bin Code,
Quantity, Reel ID

Patent Label
(on bottom of box)



Компания «ЭлектроПласт» предлагает заключение долгосрочных отношений при поставках импортных электронных компонентов на взаимовыгодных условиях!

Наши преимущества:

- Оперативные поставки широкого спектра электронных компонентов отечественного и импортного производства напрямую от производителей и с крупнейших мировых складов;
- Поставка более 17-ти миллионов наименований электронных компонентов;
- Поставка сложных, дефицитных, либо снятых с производства позиций;
- Оперативные сроки поставки под заказ (от 5 рабочих дней);
- Экспресс доставка в любую точку России;
- Техническая поддержка проекта, помощь в подборе аналогов, поставка прототипов;
- Система менеджмента качества сертифицирована по Международному стандарту ISO 9001;
- Лицензия ФСБ на осуществление работ с использованием сведений, составляющих государственную тайну;
- Поставка специализированных компонентов (Xilinx, Altera, Analog Devices, Intersil, Interpoint, Microsemi, Aeroflex, Peregrine, Syfer, Eurofarad, Texas Instrument, Miteq, Cobham, E2V, MA-COM, Hittite, Mini-Circuits, General Dynamics и др.);

Помимо этого, одним из направлений компании «ЭлектроПласт» является направление «Источники питания». Мы предлагаем Вам помощь Конструкторского отдела:

- Подбор оптимального решения, техническое обоснование при выборе компонента;
- Подбор аналогов;
- Консультации по применению компонента;
- Поставка образцов и прототипов;
- Техническая поддержка проекта;
- Защита от снятия компонента с производства.



Как с нами связаться

Телефон: 8 (812) 309 58 32 (многоканальный)

Факс: 8 (812) 320-02-42

Электронная почта: org@eplast1.ru

Адрес: 198099, г. Санкт-Петербург, ул. Калинина, дом 2, корпус 4, литера А.