RECTRON
SEMICONDUCTOR
TECHNICAL SPECIFICATION

TVS
5KP
SERIES

GPP TRANSIENT VOLTAGE SUPPRESSOR

5000 WATT PEAK POWER 8.0 WATTS STEADY STATE

FEATURES

* Plastic package has underwriters laboratory
* Glass passivated chip construction
* 5000 watt surage capability at 1ms
* Excellent clamping capability
* Low zener impedance
* Fast response time

R-6

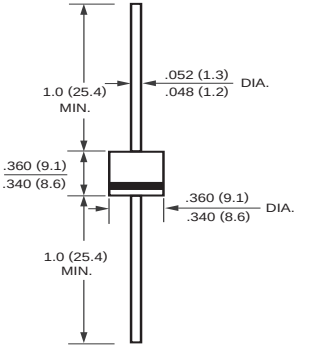

Dimensions in inches and (millimeters)

Ratings at 25 °C ambient temperature unless otherwise specified.

MAXIMUM RATINGS AND ELECTRICAL CHARACTERISTICS

Ratings at 25 °C ambient temperature unless otherwise specified.
Single phase, half wave, 60 Hz, resistive or inductive load,
For capacitive load, derate current by 20%.

DEVICES FOR BIPOLAR APPLICATIONS

For Bidirectional use C or CA suffix for types 5KP5.0 thru 5KP110

Electrical characteristics apply in both direction

MAXIMUM RATINGS (At T_A = 25°C unless otherwise noted)

RATINGS	SYMBOL	VALUE	UNITS
Peak Pulse Power Dissipation with a 10/1000uS waveform (Note 1, FIG.1)	P_{PPM}	Minimum 5000	Watts
Peak Pulse Current with a 10/1000uS waveform (Note 1, Fig. 3)	I_{PPM}	SEE TABLE 1	Amps
Steady State Power Dissipation at T_L = 75°C lead lengths 0.375" (9.5mm) (Note 2)	$P_{M(AV)}$	8.0	Watts
Peak Forward Surge Current, 8.3ms single half sine wave-superimposed on rated load(JEDEC METHOD) (Note 3)	I_{FSM}	400	Amps
Instantaneous Forward Voltage at 100A, (Note 3)	V_F	3.5	Volts
Operating and Storage Temperature Range	T_J, T_{STG}	-55 to + 150	°C

2002-12

NOTES : 1. Non-repetitive current pulse, per Fig.3 and derated above T_A = 25°C per Fig.2.
2. Mounted on copper pad area of 0.8 X 0.8" (20 X 20mm) per Fig. 5
3. Measured on 8.3mS single half sine-wave or equivalent square wave, duty cycle = 4 pulses per minute maximum.

RATING AND CHARACTERISTIC CURVES (5KP5.0 THRU 5KP110CA)

FIG. 1 - PEAK PULSE POWER RATING CURVE

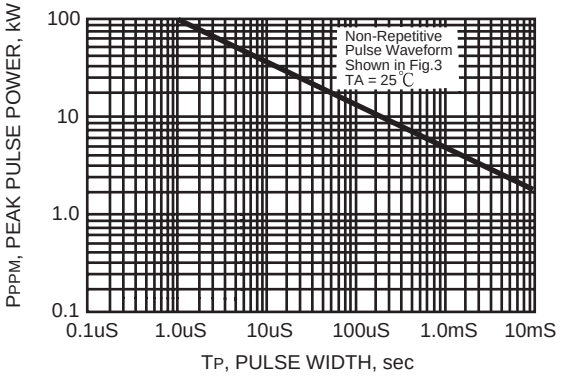

FIG. 2 - PULSE DERATING CURVE

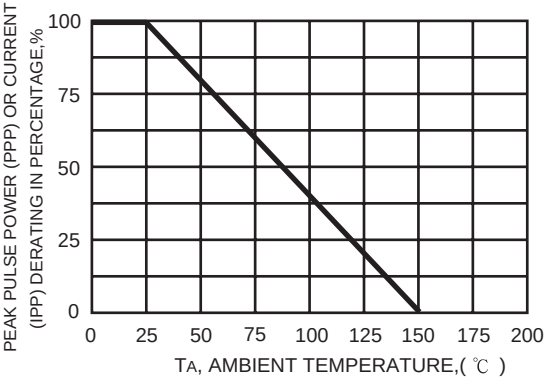

FIG. 3 - PULSE WAVEFORM

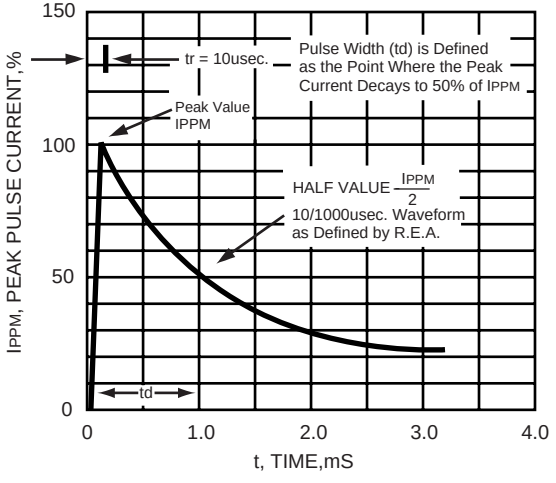

FIG. 4 - TYPICAL JUNCTION CAPACITANCE

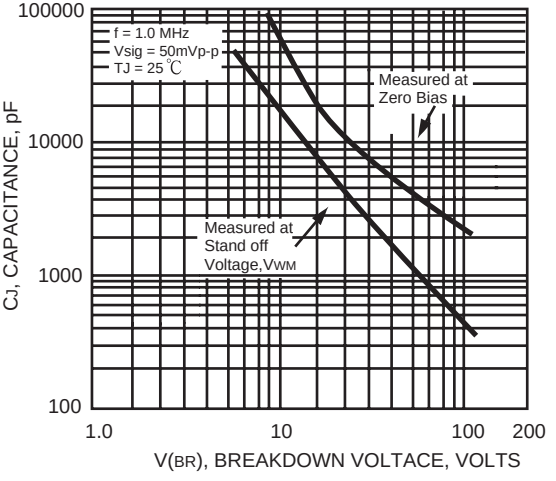

FIG. 5 - STEADY STATE POWER DERATING CURVE

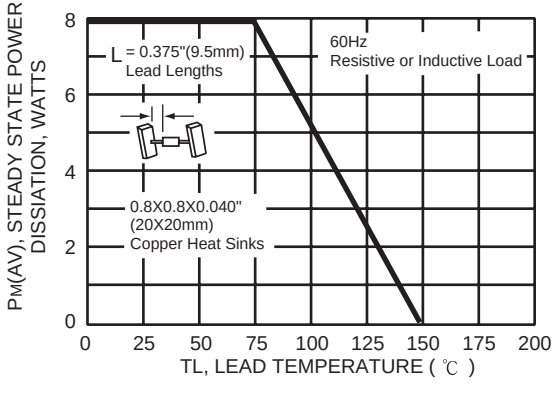

FIG. 6 - MAXIMUM NON-REPETITIVE FORWARD SURGE CURRENT UNIDIRECTIONAL

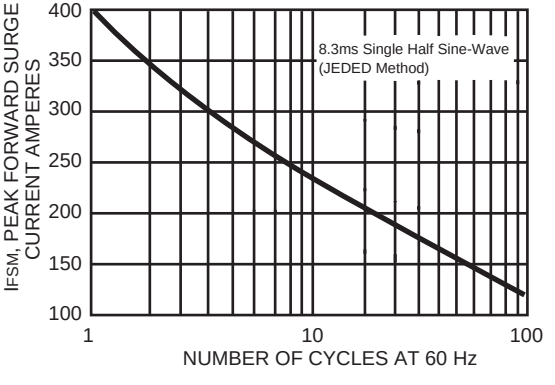

TRANSIENT VOLTAGE SUPPRESSORS

5000W SERIES TVS DIODES / R-6 (CASE 12) 5000W

TYPE	Breakdown Voltage V_{BR} (Volts) MIN.	Breakdown Voltage V_{BR} (Volts) MAX.	Breakdown Voltage @I_T (mA)	Reverse Stand off Voltage V_{WM} (Volts)	Maximum Reverse Leakage at V_{WM} I_D(uA)	Maximum Peak Pulse Current I_{PPM} (Amps)	Maximum Clamping Voltage at I_{PPM} V_C (Volts)
5KP5.0	6.40	7.30	50	5.0	2000	521	9.6
5KP5.0A	6.40	7.00	50	5.0	2000	543	9.2
5KP6.0	6.67	8.15	50	6.0	5000	439	11.4
5KP6.0A	6.67	7.37	50	6.0	5000	485	10.3
5KP6.5	7.22	8.82	50	6.5	2000	407	12.3
5KP6.5A	7.22	7.98	50	6.5	2000	446	11.2
5KP7.0	7.78	9.51	50	7.0	1000	376	13.3
5KP7.0A	7.78	8.60	50	7.0	1000	417	12.0
5KP7.5	8.33	10.2	5.0	7.5	250	350	14.3
5KP7.5A	8.33	9.21	5.0	7.5	250	388	12.9
5KP8.0	8.89	10.9	5.0	8.0	150	333	15.0
5KP8.0A	8.89	9.83	5.0	8.0	150	368	13.6
5KP8.5	9.44	11.5	5.0	8.5	50	314	15.9
5KP8.5A	9.44	10.4	5.0	8.5	50	347	14.4
5KP9.0	10.0	12.2	5.0	9.0	20	296	16.9
5KP9.0A	10.0	11.1	5.0	9.0	20	325	15.4
5KP10	11.1	13.6	5.0	10.0	15	266	18.8
5KP10A	11.1	12.3	5.0	10.0	15	294	17.0
5KP11	12.2	14.9	5.0	11.0	10	249	20.1
5KP11A	12.2	13.5	5.0	11.0	10	275	18.2
5KP12	13.3	16.3	5.0	12.0	10	227	22.0
5KP12A	13.3	14.7	5.0	12.0	10	251	19.9
5KP13	14.4	17.6	5.0	13.0	10	210	23.8
5KP13A	14.4	15.9	5.0	13.0	10	233	21.5
5KP14	15.6	19.1	5.0	14.0	10	194	25.8
5KP14A	15.6	17.2	5.0	14.0	10	216	23.2
5KP15	16.7	20.4	5.0	15.0	10	186	26.9
5KP15A	16.7	18.5	5.0	15.0	10	205	24.4
5KP16	17.8	21.8	5.0	16.0	10	174	28.8
5KP16A	17.8	19.7	5.0	16.0	10	192	26.0
5KP17	18.9	23.1	5.0	17.0	10	164	30.5
5KP17A	18.9	20.9	5.0	17.0	10	181	27.6
5KP18	20.0	24.4	5.0	18.0	10	155	32.2
5KP18A	20.0	22.1	5.0	18.0	10	171	29.2
5KP20	22.2	27.1	5.0	20.0	10	140	35.8
5KP20A	22.2	24.5	5.0	20.0	10	154	32.4
5KP22	24.4	29.8	5.0	22.0	10	127	39.4
5KP22A	24.4	26.9	5.0	22.0	10	141	35.5
5KP24	26.7	32.6	5.0	24.0	10	116	43.0
5KP24A	26.7	29.5	5.0	24.0	10	129	38.9
5KP26	28.9	35.3	5.0	26.0	10	107	46.6
5KP26A	28.9	31.9	5.0	26.0	10	119	42.1
5KP28	31.1	38.0	5.0	28.0	10	100	50.1
5KP28A	31.1	34.4	5.0	28.0	10	110	45.4
5KP30	33.3	40.7	5.0	30.0	10	93.5	53.5
5KP30A	33.3	36.8	5.0	30.0	10	103	48.4

TRANSIENT VOLTAGE SUPPRESSORS

5000W SERIES TVS DIODES / R-6 (CASE 12) 5000W

TYPE	Breakdown Voltage V_{BR} (Volts)		@I_T (mA)	Reverse Stand off Voltage V_{WM} (Volts)	Maximum Reverse Leakage at V_{WM} I_D(uA)	Maximum Peak Pulse Current I_{PPM} (Amps)	Maximum Clamping Voltage at I_{PPM} V_C (Volts)
	MIN.	MAX.					
5KP33	36.7	44.9	5.0	33.0	10	84.7	59.0
5KP33A	36.7	40.6	5.0	33.0	10	93.8	53.3
5KP36	40.0	48.9	5.0	36.0	10	77.8	64.3
5KP36A	40.0	44.2	5.0	36.0	10	86.1	58.1
5KP40	44.4	54.3	5.0	40.0	10	70.0	71.4
5KP40A	44.4	49.1	5.0	40.0	10	77.5	64.5
5KP43	47.8	58.4	5.0	43.0	10	65.2	76.7
5KP43A	47.8	52.8	5.0	43.0	10	72.0	69.4
5KP45	50.0	61.1	5.0	45.0	10	62.3	80.3
5KP45A	50.0	55.3	5.0	45.0	10	68.8	72.7
5KP48	53.3	65.2	5.0	48.0	10	58.5	85.5
5KP48A	53.3	58.9	5.0	48.0	10	64.6	77.4
5KP51	56.7	69.3	5.0	51.0	10	54.9	91.1
5KP51A	56.7	62.7	5.0	51.0	10	60.7	82.4
5KP54	60.0	73.3	5.0	54.0	10	51.9	96.3
5KP54A	60.0	66.3	5.0	54.0	10	57.4	87.1
5KP58	64.4	78.7	5.0	58.0	10	48.5	103
5KP58A	64.4	71.2	5.0	58.0	10	53.4	94
5KP60	66.7	81.5	5.0	60.0	10	46.7	107
5KP60A	66.7	73.7	5.0	60.0	10	51.7	97
5KP64	71.1	96.9	5.0	64.0	10	43.9	114
5KP64A	71.1	78.6	5.0	64.0	10	48.5	103
5KP70	77.8	95.1	5.0	70.0	10	40.0	125
5KP70A	77.8	86.0	5.0	70.0	10	44.2	113
5KP75	83.3	102	5.0	75.0	10	37.3	134
5KP75A	83.3	92.1	5.0	75.0	10	41.3	121
5KP78	86.7	106	5.0	78.0	10	36.0	139
5KP78A	86.7	95.8	5.0	78.0	10	39.7	126
5KP85	94.4	115	5.0	85.0	10	33.1	151
5KP85A	94.4	104	5.0	85.0	10	36.5	137
5KP90	100	122	5.0	90.0	10	31.3	160
5KP90A	100	111	5.0	90.0	10	34.2	146
5KP100	111	136	5.0	100	10	27.9	179
5KP100A	111	123	5.0	100	10	30.9	162
5KP110	122	149	5.0	110	10	25.5	196
5KP110A	122	135	5.0	110	10	28.2	177

Notes : 1. V_{BR} measured after I_T applied for 300ms. I_T = square pulse or equivalent.
2. All devices UL listed under file# E211196.

Компания «ЭлектроПласт» предлагает заключение долгосрочных отношений при поставках импортных электронных компонентов на взаимовыгодных условиях!

Наши преимущества:

- Оперативные поставки широкого спектра электронных компонентов отечественного и импортного производства напрямую от производителей и с крупнейших мировых складов;
- Поставка более 17-ти миллионов наименований электронных компонентов;
- Поставка сложных, дефицитных, либо снятых с производства позиций;
- Оперативные сроки поставки под заказ (от 5 рабочих дней);
- Экспресс доставка в любую точку России;
- Техническая поддержка проекта, помощь в подборе аналогов, поставка прототипов;
- Система менеджмента качества сертифицирована по Международному стандарту ISO 9001;
- Лицензия ФСБ на осуществление работ с использованием сведений, составляющих государственную тайну;
- Поставка специализированных компонентов (Xilinx, Altera, Analog Devices, Intersil, Interpoint, Microsemi, Aeroflex, Peregrine, Syfer, Eurofarad, Texas Instrument, Miteq, Cobham, E2V, MA-COM, Hittite, Mini-Circuits,General Dynamics и др.);

Помимо этого, одним из направлений компании «ЭлектроПласт» является направление «Источники питания». Мы предлагаем Вам помощь Конструкторского отдела:

- Подбор оптимального решения, техническое обоснование при выборе компонента;
- Подбор аналогов;
- Консультации по применению компонента;
- Поставка образцов и прототипов;
- Техническая поддержка проекта;
- Защита от снятия компонента с производства.

Как с нами связаться

Телефон: 8 (812) 309 58 32 (многоканальный)
Факс: 8 (812) 320-02-42
Электронная почта: org@eplast1.ru
Адрес: 198099, г. Санкт-Петербург, ул. Калинина, дом 2, корпус 4, литера А.