

## Panel seal Rocker Switch

## A8W

### Panel Seal Rocker Switch for High Capacity Switching

- Miniature size with High current 16A switching.
- Easy to mount by snap fitting.
- Dust & waterproof construction with panel seal (Equivalent to IP67 (IEC-60529)).
- UL, cUL and TV-8 standard approved. Conforms to EN standards.



RoHS Compliant

Caution  
Refer to Precautions

### List of Models

Contact Form	SPST		DPST		Quantity per package
	2	3	2	3	
Color of caps and cases	Black	White	Black	White	
Marking on caps	I ○	A8WS-1162	A8WS-2262	A8WD-1162	100
	— ○	A8WS-1163	A8WS-2263	A8WD-1163	

### Ratings

Rated load	Non-inductive	Inductive	
	Resistive load	Inductive load	Motor load
125 VAC	16A	16A	10A
250 VAC	16A	16A	10A

- Note:** 1. The inductive load has a power factor of 0.7 minimum (AC).  
 2. The motor load has an impulse current 6 times the normal current.  
 3. The above ratings were tested under the following conditions:  
 (1) Ambient temperature: 20±2 °C  
 (2) Ambient humidity: 65±5 %RH  
 (3) Switching frequency: 7 times/min.

### Approved Safety Standards

UL, cUL (UL1054/CSA C22.2 No. 55)

16A 125 VAC, 16A 250 VAC, TV-8

DEMKO (EN61058-1)

16A 125 VAC, 16A 250 VAC

**Note:** Quick connect terminals are not in compliance with IEC standards.

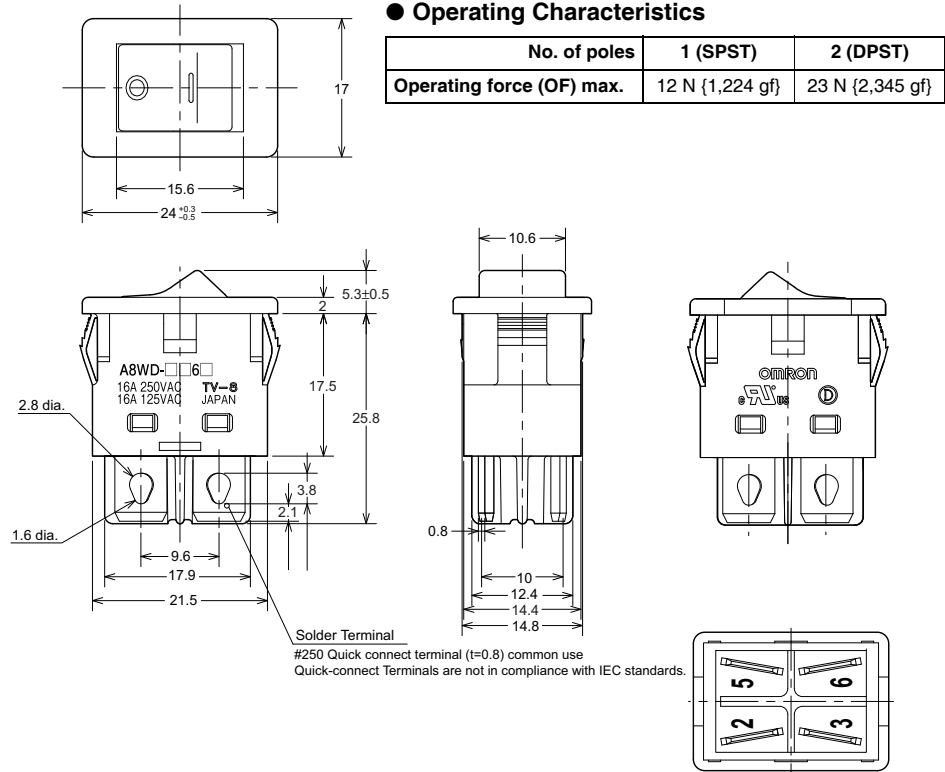

### Characteristics

Permissible operating frequency	Mechanical	20 operations / min max.
	Electrical	7 operations / min max.
Insulation resistance		100 MΩ min. (500 VDC)
Dielectric strength	Between terminals of the same polarity	2,000 VAC 50/60Hz, for 1min
	Between terminal and case ground	4,000 VAC 50/60Hz, for 1min
Vibration resistance	Malfunction	10 to 55 Hz, 1.5-mm double amplitude
Shock resistance	Malfunction	1,000 m/s <sup>2</sup> max.
Durability	Mechanical	50,000 operations min.
	Electrical	10,000 operations min.
Ambient operating temperature		- 25 to +55 °C (at ambient humidity of 60 % max.) (with no icing or condensation)
Ambient operating humidity		25 to 85 %RH (at +15 to 35 °C)
Weight		7.8 g (SPST), 9.3 g (DPST)

**■Dimensions** (Unit: mm)

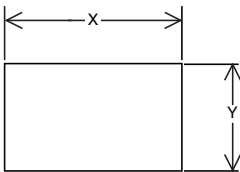
- A8WS-1162
- A8WS-1163
- A8WS-2262
- A8WS-2263
- A8WD-1162
- A8WD-1163
- A8WD-2262
- A8WD-2263

**Note:** The following illustrations and drawings are for 2 poles (DPST) models, 1 pole (SPST) models have single side terminals.

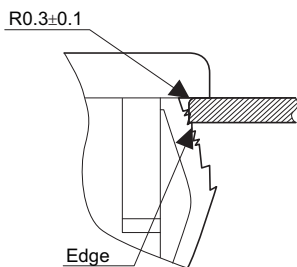


**Note:** Unless otherwise specified, a tolerance of  $\pm 0.3$  mm applies to all dimensions.

**■Panel Cutout**



	Panel thickness (mm)	X (mm)	Y (mm)
Without rubber cap	1.0 to 1.9	22.3 <sup>+0.1</sup> <sub>0</sub>	14.8 <sup>+0.1</sup> <sub>0</sub>
	2.0 to 2.8	23.2 <sup>+0.1</sup> <sub>0</sub>	
With rubber cap	2.0 <sup>0</sup> <sub>-0.07</sub>	22.4 <sup>+0.1</sup> <sub>0</sub>	

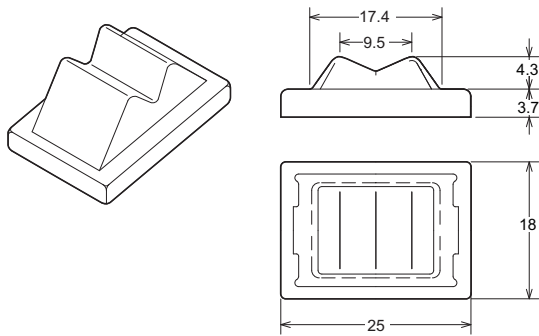


Process the above-mentioned R on the mounting hole side of panel, or be sure that the Play R is on the operation side of panel when using.  
 Be sure that the Edge is on the reverse side of panel when processing.

## ■Optional Accessories (Sold separately)

Rubber cap for high dustproof.

### A8W-RUBBER CAP



## ■Precautions

Be sure to read the Safety precautions common to all Rocker Switches for correct use.

- Application examples provided in this document are for reference only. In actual applications, confirm equipment functions and safety before using the product.
- Consult your OMRON representative before using the product under conditions which are not described in the manual or applying the product to nuclear control systems, railroad systems, aviation systems, vehicles, combustion systems, medical equipment, amusement machines, safety equipment, and other systems or equipment that may have a serious influence on lives and property if used improperly. Make sure that the ratings and performance characteristics of the product provide a margin of safety for the system or equipment, and be sure to provide the system or equipment with double safety mechanisms.

**Note: Do not use this document to operate the Unit.**

**OMRON Corporation**

**ELECTRONIC AND MECHANICAL COMPONENTS COMPANY**

**Contact: [www.omron.com/ecb](http://www.omron.com/ecb)**

**Cat. No. A177-E1-04  
1212(0207)(O)**



Компания «ЭлектроПласт» предлагает заключение долгосрочных отношений при поставках импортных электронных компонентов на взаимовыгодных условиях!

Наши преимущества:

- Оперативные поставки широкого спектра электронных компонентов отечественного и импортного производства напрямую от производителей и с крупнейших мировых складов;
- Поставка более 17-ти миллионов наименований электронных компонентов;
- Поставка сложных, дефицитных, либо снятых с производства позиций;
- Оперативные сроки поставки под заказ (от 5 рабочих дней);
- Экспресс доставка в любую точку России;
- Техническая поддержка проекта, помощь в подборе аналогов, поставка прототипов;
- Система менеджмента качества сертифицирована по Международному стандарту ISO 9001;
- Лицензия ФСБ на осуществление работ с использованием сведений, составляющих государственную тайну;
- Поставка специализированных компонентов (Xilinx, Altera, Analog Devices, Intersil, Interpoint, Microsemi, Aeroflex, Peregrine, Syfer, Eurofarad, Texas Instrument, Miteq, Cobham, E2V, MA-COM, Hittite, Mini-Circuits, General Dynamics и др.);

Помимо этого, одним из направлений компании «ЭлектроПласт» является направление «Источники питания». Мы предлагаем Вам помощь Конструкторского отдела:

- Подбор оптимального решения, техническое обоснование при выборе компонента;
- Подбор аналогов;
- Консультации по применению компонента;
- Поставка образцов и прототипов;
- Техническая поддержка проекта;
- Защита от снятия компонента с производства.



#### Как с нами связаться

**Телефон:** 8 (812) 309 58 32 (многоканальный)

**Факс:** 8 (812) 320-02-42

**Электронная почта:** [org@eplast1.ru](mailto:org@eplast1.ru)

**Адрес:** 198099, г. Санкт-Петербург, ул. Калинина, дом 2, корпус 4, литера А.