

## EN3<sup>®</sup> SERIES WEATHERTIGHT CONNECTORS

NEW PRODUCT BULLETIN 602

# SWITCHCRAFT<sup>®</sup>

A H E I C O C O M P A N Y



Please visit [www.switchcraft.com](http://www.switchcraft.com) for the most up-to-date product specifications. Made in USA.

# EN3<sup>®</sup> SERIES WEATHERTIGHT CONNECTORS

NEW PRODUCT BULLETIN 602



## FEATURES & BENEFITS

- Sealed to IP68 NEMA 250 (6P)
- Patented grommet & o-ring free design
- Available in ribbed or winged coupling ring
- Cable, panel & cable to cable options
- Gold plated contacts standard
- Solder, crimp & PC contact options
- Straight & right angle PC contact panel connectors

## APPLICATIONS

- Any sealed data transmission
- Military or industrial GPS location devices
- Instrumentation
- Medical data carts
- Marine Applications
- Transportation
- General industrial electronic applications



Please visit [www.switchcraft.com](http://www.switchcraft.com) for the most up-to-date product specifications. Made in USA.

# EN3<sup>®</sup> SERIES WEATHERTIGHT CONNECTORS

NEW PRODUCT BULLETIN 602

## SPECIFICATIONS

### MECHANICAL SPECIFICATIONS

|                        |   |
|------------------------|---|
| Life:                  | Minimum 600 insertion / withdrawal cycles                       |
| Vibration:             | Mil-Std 202 Method 201  |
| Shock:                 | Mil-Std 202 Method 213B, condition K                            |
| Hex Nut Torque:        | All series hex nut to withstand 8-10 in-lb tightening torque.   |
| Coupling Locking Style | Bayonet with ribbed coupling nut (winged coupling nut optional) |
| Back Shell Style:      | Boot  |

### ELECTRICAL SPECIFICATIONS

|                        |  |
|------------------------|--|
| Voltage Rating:        | 250 V AC/DC  |
| Current Rating:        | 13.0 A – 2 or 3 #16 contacts accepts 16 through 18 AWG<br>7.5 A – 2 through 6 #20 contacts accepts 20 through 22 AWG<br>6.5 A – 7 or 8 #20 contacts accepts 20 through 22 AWG<br>3 A – 9 through 18 #26 contacts accepts 26 through 28 AWG |
| Insulation Resistance: | 100 MΩ min   |
| Contact Resistance:    | 20 mΩ max  |

### ENVIRONMENTAL SPECIFICATIONS

|                               |   |
|-------------------------------|---|
| Operating Temperature Rating: | -40°C to +65°C (-40°F to +149°F)  |
| Moisture Resistance:          | Mil-Std 202 Method 106F   |
| Insulation Resistance:        | Mil-Std 202 Method 302 condition B  |
| Thermal Shock:                | Mil-Std 202 Method 107G   |
| Salt Atmosphere (Corrosion):  | Mil-Std 202 Method 101D condition B   |
| Weathertight:                 | IEC 60529 IP16/IP18<br>IEC 60529 IP66/IP68<br>IEC 60529 IP68<br>NEMA 250 (6P)<br>CFR 46 Part 110.20 |

### MATERIAL SPECIFICATIONS

|  |                                      |
|--|--------------------------------------|
| Panel connector shells & locking disk: | Thermoplastic UL94V-0                |
| Connector shell interior:              | Elastomeric, Black UL 94HB           |
| Contacts:                              | Copper Alloy, Gold over Nickel Plate |

### MOLDED CABLE ASSEMBLIES

|               |  |
|---------------|--|
| Weathertight: | IEC 60529 IP66/IP68<br>IEC 60529 IP68<br>NEMA 250 (6P)<br>CFR 46 Part 110.20 |
|---------------|--|

### CERTIFICATIONS

UL File E319753 ; 2-8 pin cord, in-line and panel only



Please visit [www.switchcraft.com](http://www.switchcraft.com) for the most up-to-date product specifications. Made in USA.

# EN3® SERIES WEATHERTIGHT CONNECTORS

NEW PRODUCT BULLETIN 602

## CORD CONNECTORS



EN3 SERIES 2-18 POSITION  
STANDARD  
CABLE CLAMP & BOOT

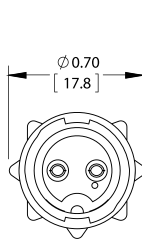


OPTION "L"  
EN3 SERIES 2-18 POSITION  
LARGE CABLE CLAMP & BOOT

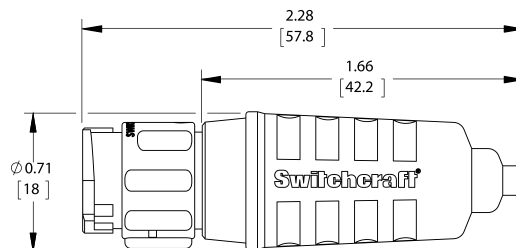


OPTION "W"  
EN3 SERIES 2-18 POSITION  
WINGED COUPLING RING

## CABLE TO CABLE CONNECTORS



EN3 SERIES 2-18 POSITION  
STANDARD  
CABLE CLAMP & BOOT  
INLINE CONNECTOR



OPTION "L"  
EN3 SERIES 2-18 POSITION  
LARGE CABLE CLAMP & BOOT  
INLINE CONNECTOR

## EN3® RIGHT ANGLE 2-8 POSITION MOLDED CONNECTORS



Please visit [www.switchcraft.com](http://www.switchcraft.com) for the most up-to-date product specifications. Made in USA.

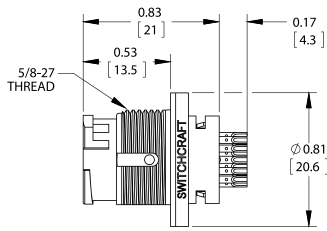
# EN3® SERIES WEATHERTIGHT CONNECTORS

## NEW PRODUCT BULLETIN 602

### PANEL CONNECTORS



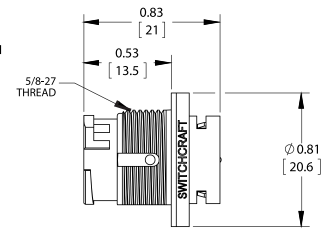
EN3 SERIES 2-8 POSITION  
STANDARD SOLDER CUP  
ALL POSITIONS FACE RADICALLY OUTWARD  
EN3P8MX SHOWN



EN3 SERIES 9-18 POSITION  
STANDARD SOLDER CUP  
ALL POSITIONS FACE UPWARD  
EN3P18M26X SHOWN



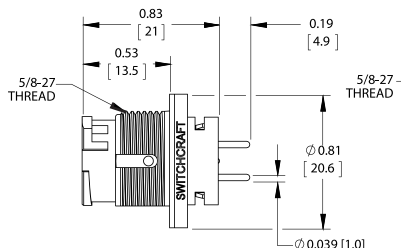
OPTION "C"  
EN3 SERIES 2-8 POSITION  
CRIMP TERMINALS  
EN3P2M26CX SHOWN



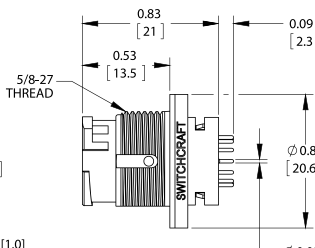
OPTION "S"  
EN3 SERIES 9-18 POSITION ONLY  
STANDARD SOLDER CUP  
EN3P18M26SX SHOWN



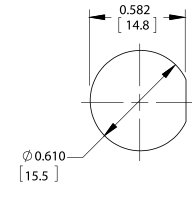
OPTION "C"  
EN3 SERIES 9-18 POSITION  
CRIMP TERMINALS  
EN3P2M26CX SHOWN



OPTION "P"  
EN3 SERIES 2-8 POSITION  
PC TERMINALS  
EN3P2MPX SHOWN



OPTION "P"  
EN3 SERIES 9-18 POSITION  
PC TERMINALS  
EN3P9M26PX SHOWN

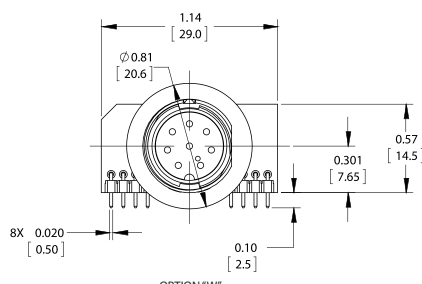


RECOMMENDED PANEL CUT-OUT  
0.188 MAX PANEL THICKNESS ± 0.003 [0.08MM]  
MOUNTING NUT  
8-10 INCH-LBS MAX TORQUE

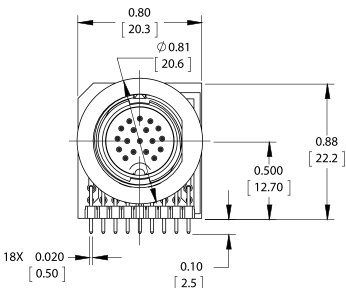
### RIGHT ANGLE PC BOARDS 2-18 CONTACT PANEL CONNECTORS



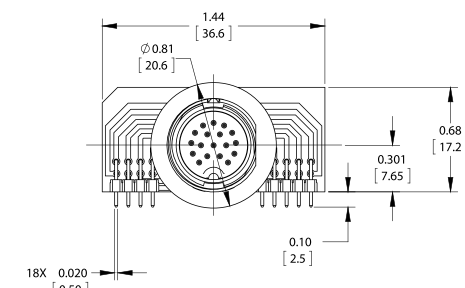
OPTION "N"  
EN3 SERIES 2-8 POSITION  
NARROW PCB  
EN3P8MRAPCBN SHOWN  
(NOT AVAILABLE IN FEMALE 7 & 8 POSITION)



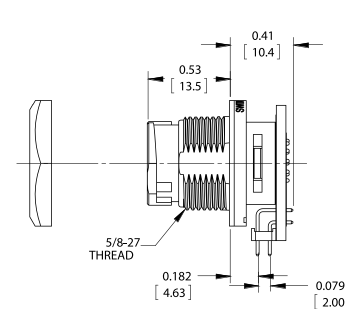
OPTION "W"  
EN3 SERIES 2-8 POSITION  
WIDE PCB  
EN3P8MRAPCBW SHOWN  
(NOT AVAILABLE IN FEMALE 7 & 8 POSITION)



OPTION "N"  
EN3 SERIES 9-18 POSITION  
NARROW PCB  
EN3P18MRAPCBN SHOWN



OPTION "W"  
EN3 SERIES 9-18 POSITION  
WIDE PCB  
EN3P18MRAPCBW SHOWN



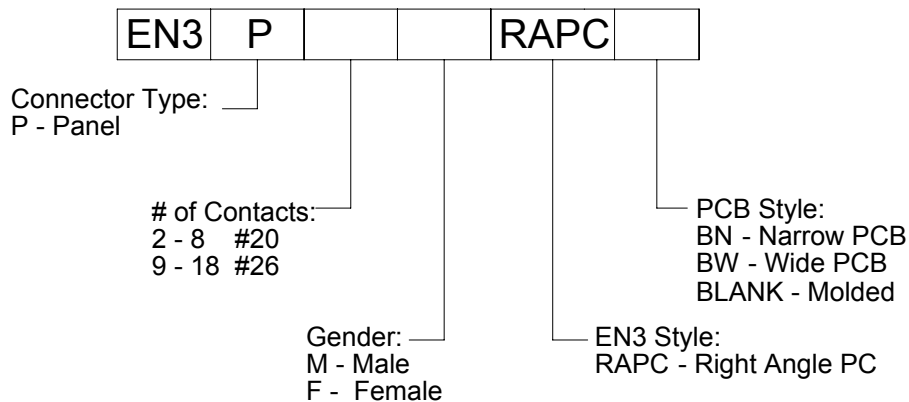
# EN3® SERIES WEATHERTIGHT CONNECTORS

NEW PRODUCT BULLETIN 602

## EN3® ORDERING CODE



## EN3® RIGHT ANGLE PC BOARD MOUNT 2-18 CONTACT ORDERING CODE



## EN3® SERIES ACCESSORIES

|                  |  |
|------------------|--|
| <b>EN3 BOOT</b>  | EN3 SERIES, REGULAR BOOT FOR CABLE DIAMETERS 0.160"-0.265"                       |
| <b>EN3 BOOTL</b> | EN3 SERIES, LARGE BOOT FOR CABLE DIAMETERS 0.230"-0.380"                         |
| <b>EN3CAP</b>    | EN3 HARSH ENVIRONMENT PANEL OR CABLE END CAP RATED TO IP68, RUBBER LANYARD STYLE |
| <b>EN3CAPC</b>   | CORD PLUG CAP FOR EN3 SERIES   |
| <b>EN3CLAMPX</b> | EN3 HARSH ENVIRONMENT CABLE CLAMP  |
| <b>EN3IPCAPX</b> | EN3 SERIES, IP68 RATED PANEL OR INLINE CAP WITH LOCK RING                        |
| <b>EN3NUT</b>    | EN3 HARSH ENVIRONMENT HARDWARE-NUT   |
| <b>EN3PQCA</b>   | EN3 PANEL ADAPTOR, FOR USE WITH EN3 QUICK CONNECT/ DISCONNECT CABLE ASSEMBLIES   |



Please visit [www.switchcraft.com](http://www.switchcraft.com) for the most up-to-date product specifications. Made in USA.



Компания «ЭлектроПласт» предлагает заключение долгосрочных отношений при поставках импортных электронных компонентов на взаимовыгодных условиях!

Наши преимущества:

- Оперативные поставки широкого спектра электронных компонентов отечественного и импортного производства напрямую от производителей и с крупнейших мировых складов;
- Поставка более 17-ти миллионов наименований электронных компонентов;
- Поставка сложных, дефицитных, либо снятых с производства позиций;
- Оперативные сроки поставки под заказ (от 5 рабочих дней);
- Экспресс доставка в любую точку России;
- Техническая поддержка проекта, помощь в подборе аналогов, поставка прототипов;
- Система менеджмента качества сертифицирована по Международному стандарту ISO 9001;
- Лицензия ФСБ на осуществление работ с использованием сведений, составляющих государственную тайну;
- Поставка специализированных компонентов (Xilinx, Altera, Analog Devices, Intersil, Interpoint, Microsemi, Aeroflex, Peregrine, Syfer, Eurofarad, Texas Instrument, Miteq, Cobham, E2V, MA-COM, Hittite, Mini-Circuits, General Dynamics и др.);

Помимо этого, одним из направлений компании «ЭлектроПласт» является направление «Источники питания». Мы предлагаем Вам помощь Конструкторского отдела:

- Подбор оптимального решения, техническое обоснование при выборе компонента;
- Подбор аналогов;
- Консультации по применению компонента;
- Поставка образцов и прототипов;
- Техническая поддержка проекта;
- Защита от снятия компонента с производства.



#### Как с нами связаться

**Телефон:** 8 (812) 309 58 32 (многоканальный)

**Факс:** 8 (812) 320-02-42

**Электронная почта:** [org@eplast1.ru](mailto:org@eplast1.ru)

**Адрес:** 198099, г. Санкт-Петербург, ул. Калинина, дом 2, корпус 4, литера А.