


HIGH TEMPERATURE

Shielded Power Inductors – XAL60xx



- High current; very low DCR
- Soft saturation
- AEC-200 Grade 1 qualified (–40°C to +125°C ambient)

Designer's Kit C442 contains 3 each of all values.

Core material Composite

Environmental RoHS compliant, halogen free

Terminations RoHS compliant tin-silver (96.5/3.5) over copper. Other terminations available at additional cost.

Ambient temperature –40°C to +125°C with Irms current, +125°C to +165°C with derated current.

Storage temperature Component: –40°C to +165°C. Tape and reel packaging: –40°C to +80°C

Resistance to soldering heat Max three 40 second reflows at +260°C, parts cooled to room temperature between cycles

Moisture Sensitivity Level (MSL) 1 (unlimited floor life at <30°C / 85% relative humidity)

Failures in Time (FIT) / Mean Time Between Failures (MTBF)

38 per billion hours / 26,315,789 hours, calculated per Telcordia SR-332

PCB washing Tested to MIL-STD-202 Method 215 plus an additional aqueous wash. See [Doc787_PCB_Washing.pdf](#).

Part number ¹	Inductance ² ±20% (µH)	DCR (mOhms) ³		SRF typ ⁴ (MHz)	Isat ⁵ (A)	Irms (A) ⁶	
		typ	max			20°C rise	40°C rise
XAL6030-181ME_	0.18	1.59	1.75	141	39.0	24	32
XAL6030-331ME_	0.33	2.30	2.53	89	30.0	20	25
XAL6030-561ME_	0.56	3.01	3.31	61	29.0	17	22
XAL6030-102ME_	1.0	5.62	6.18	50	23.0	13	18
XAL6030-122ME_	1.2	6.82	7.50	43	22.0	12	16
XAL6030-182ME_	1.8	9.57	10.52	34	18.2	10	14
XAL6030-222ME_	2.2	12.70	13.97	30	15.9	7.0	10
XAL6030-332ME_	3.3	19.92	20.81	26	12.2	6.0	8.0
XAL6060-472ME_	4.7	13.10	14.40	21	10.5	8.0	11
XAL6060-562ME_	5.6	14.46	15.90	20	9.9	7.5	10
XAL6060-682ME_	6.8	18.90	20.80	18	9.2	7.0	9.0
XAL6060-822ME_	8.2	24.00	26.40	16	8.4	6.0	8.0
XAL6060-103ME_	10	27.00	29.82	14	7.6	5.0	7.0
XAL6060-153ME_	15	39.77	43.75	11	5.8	4.5	6.0
XAL6060-223ME_	22	55.12	60.63	9	5.6	3.6	5.0

1. When ordering, please specify **termination** and **packaging** codes:

XAL6060-223MEC

Termination: E = RoHS compliant tin-silver over copper.

Special order: T = RoHS tin-silver-copper (95.5/4/0.5) or S = non-RoHS tin-lead (63/37).

Packaging: C = 7" machine-ready reel. EIA-481 embossed plastic tape.

B = Less than full reel. In tape, but not machine ready. To have a leader and trailer added (\$25 charge), use code letter C instead.

D = 13" machine-ready reel. EIA-481 embossed plastic tape. Factory order only, not stocked.

2. Inductance tested at 100 kHz, 0.1 Vrms, 0 Adc.

3. DCR measured on a micro-ohmmeter.

4. SRF measured using Agilent/HP 4395A or equivalent.

5. DC current at which the inductance drops 30% (typ) from its value without current.

6. Current that causes the specified temperature rise from 25°C ambient.

7. Electrical specifications at 25°C.

Refer to Doc 362 "Soldering Surface Mount Components" before soldering.

Irms Testing

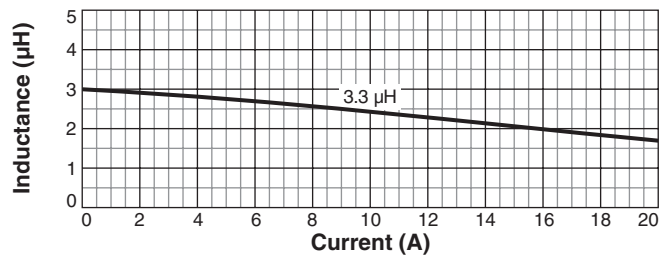
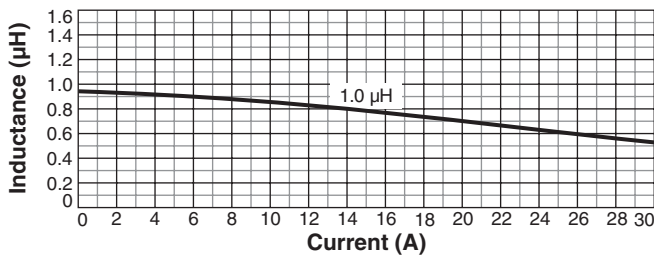
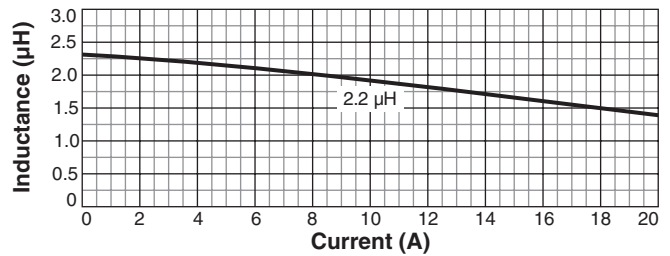
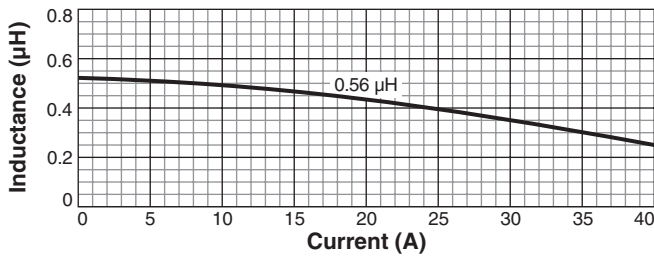
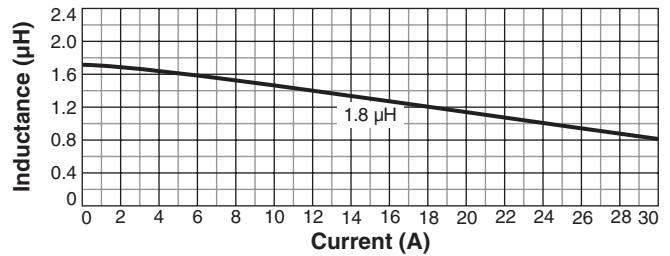
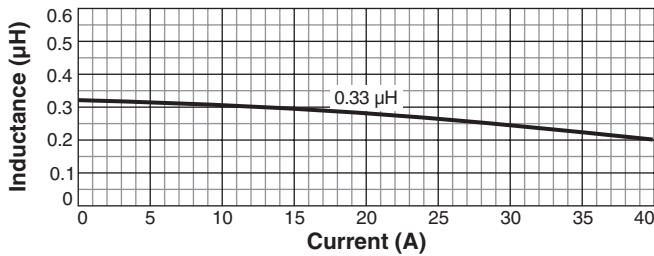
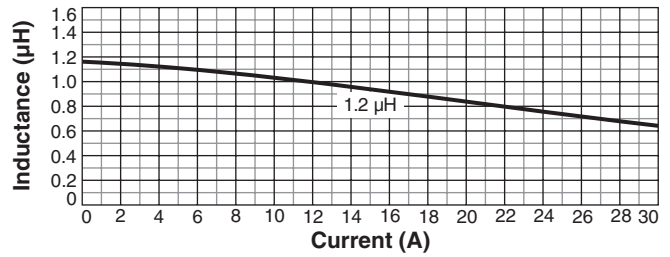
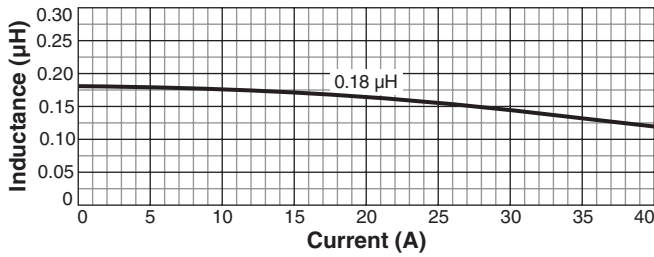
Irms testing was performed on 0.75 inch wide × 0.25 inch thick copper traces in still air.

Temperature rise is highly dependent on many factors including pcb land pattern, trace size, and proximity to other components. Therefore temperature rise should be verified in application conditions.

HIGH TEMPERATURE

Shielded Power Inductors – XAL60_{XX}

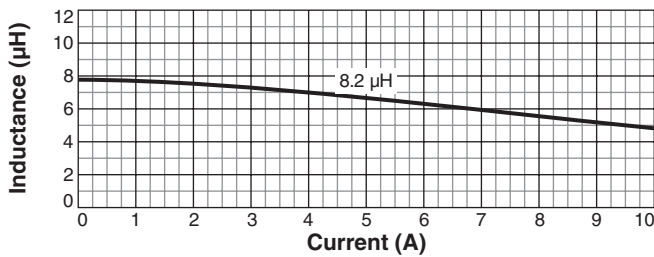
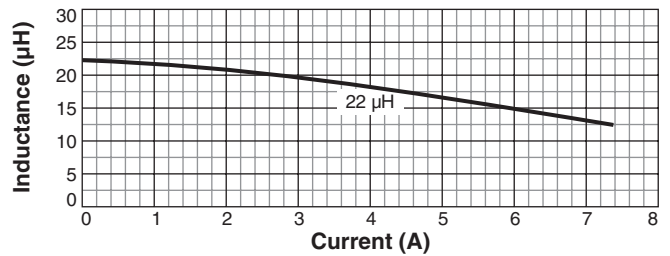
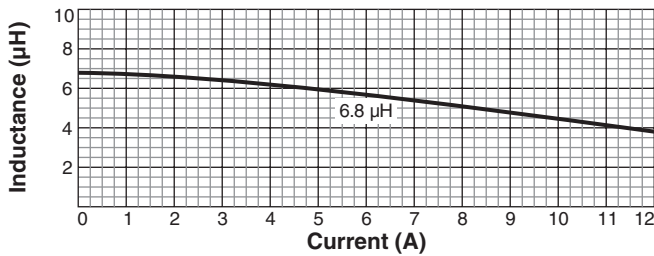
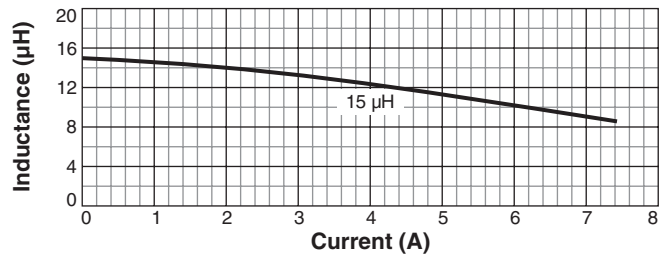
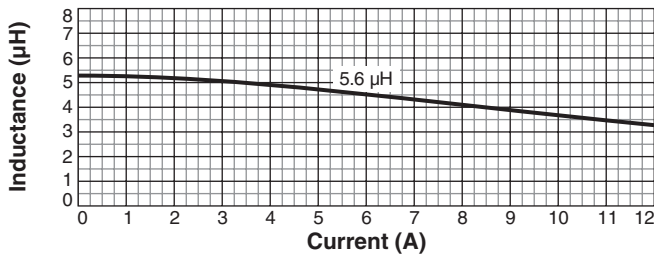
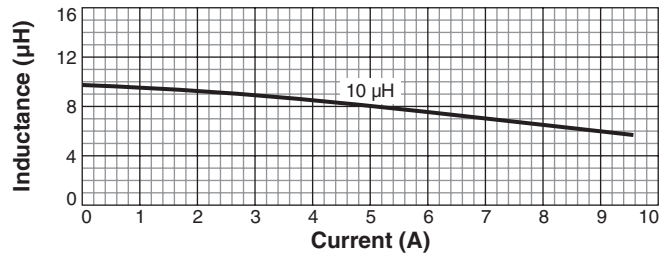
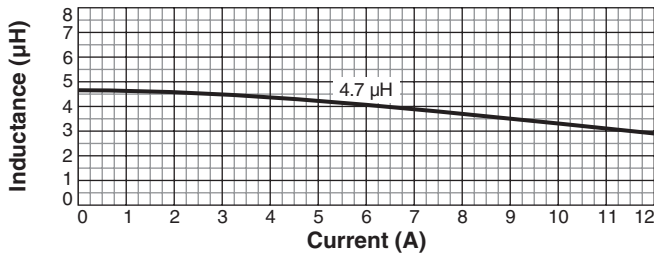
L vs Current



HIGH TEMPERATURE

Shielded Power Inductors – XAL60^{XX}

L vs Current



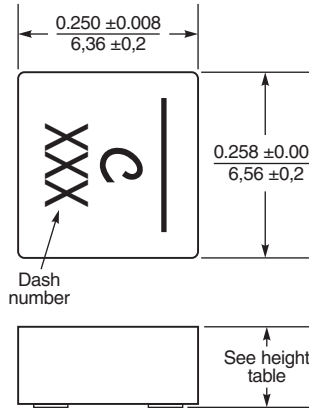
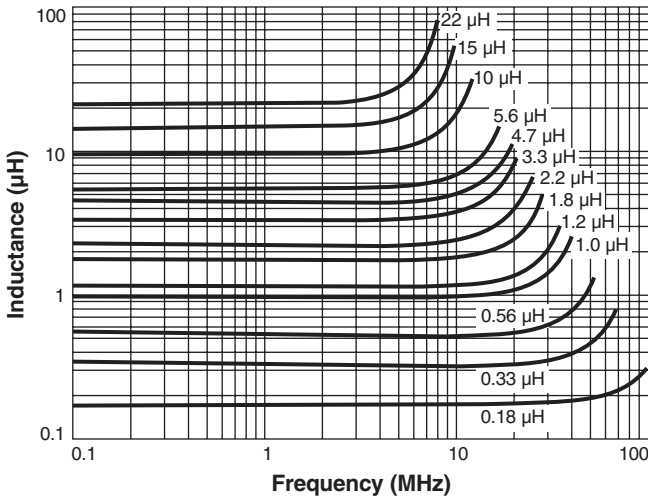
US +1-847-639-6400 sales@coilcraft.com
UK +44-1236-730595 sales@coilcraft-europe.com
Taiwan +886-2-2264 3646 sales@coilcraft.com.tw
China +86-21-6218 8074 sales@coilcraft.com.cn
Singapore + 65-6484 8412 sales@coilcraft.com.sg

Document 887-3 Revised 05/01/15
 © Coilcraft Inc. 2015
 This product may not be used in medical or high risk applications without prior Coilcraft approval. Specification subject to change without notice. Please check web site for latest information.

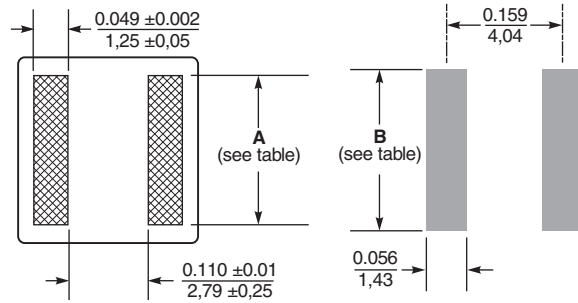
HIGH TEMPERATURE

Shielded Power Inductors – XAL60xx

Typical L vs Frequency



Dash number	A ±0.008 in ±0.20 mm (in / mm)	B (in / mm)
-181	0.213 / 5.42	0.224 / 5.69
-331	0.213 / 5.42	0.224 / 5.69
-561	0.213 / 5.42	0.224 / 5.69
-102	0.206 / 5.24	0.213 / 5.42
-122	0.206 / 5.24	0.213 / 5.42
-182	0.204 / 5.18	0.210 / 5.33
-222	0.201 / 5.12	0.206 / 5.24
-332	0.200 / 5.08	0.204 / 5.18
-472	0.204 / 5.18	0.210 / 5.33
-562	0.204 / 5.18	0.210 / 5.33
-682	0.204 / 5.18	0.210 / 5.33
-822	0.201 / 5.12	0.206 / 5.24
-103	0.201 / 5.12	0.206 / 5.24
-153	0.200 / 5.08	0.204 / 5.18
-223	0.200 / 5.08	0.204 / 5.18

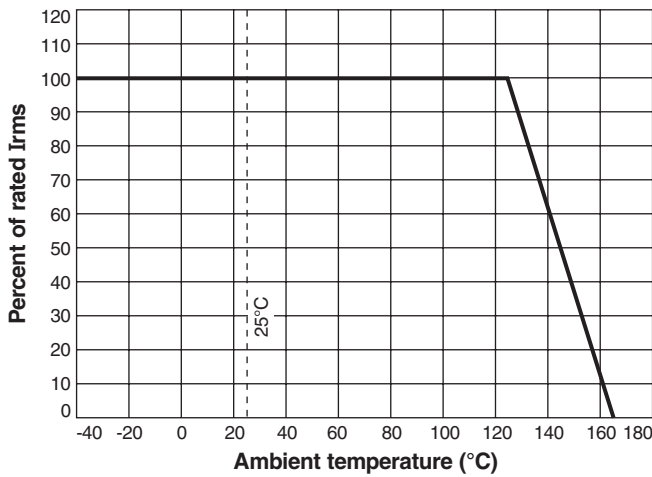


Recommended Land Pattern

	Maximum height	Weight
XAL6030	0.122 / 3,1	0.60 – 0.70 g
XAL6060	0.240 / 6,1	1.2 – 1.3 g

Dimensions are in $\frac{\text{inches}}{\text{mm}}$

Irms Derating



Packaging

XAL6030 400/7" reel; 1500/13" reel Plastic tape: 16 mm wide, 0.3 mm thick, 12 mm pocket spacing, 3.12 mm pocket depth
XAL6060 250/7" reel; 750/13" reel Plastic tape: 16 mm wide, 0.3 mm thick, 8 mm pocket spacing, 6.23 mm pocket depth



Компания «ЭлектроПласт» предлагает заключение долгосрочных отношений при поставках импортных электронных компонентов на взаимовыгодных условиях!

Наши преимущества:

- Оперативные поставки широкого спектра электронных компонентов отечественного и импортного производства напрямую от производителей и с крупнейших мировых складов;
- Поставка более 17-ти миллионов наименований электронных компонентов;
- Поставка сложных, дефицитных, либо снятых с производства позиций;
- Оперативные сроки поставки под заказ (от 5 рабочих дней);
- Экспресс доставка в любую точку России;
- Техническая поддержка проекта, помощь в подборе аналогов, поставка прототипов;
- Система менеджмента качества сертифицирована по Международному стандарту ISO 9001;
- Лицензия ФСБ на осуществление работ с использованием сведений, составляющих государственную тайну;
- Поставка специализированных компонентов (Xilinx, Altera, Analog Devices, Intersil, Interpoint, Microsemi, Aeroflex, Peregrine, Syfer, Eurofarad, Texas Instrument, Miteq, Cobham, E2V, MA-COM, Hittite, Mini-Circuits, General Dynamics и др.);

Помимо этого, одним из направлений компании «ЭлектроПласт» является направление «Источники питания». Мы предлагаем Вам помощь Конструкторского отдела:

- Подбор оптимального решения, техническое обоснование при выборе компонента;
- Подбор аналогов;
- Консультации по применению компонента;
- Поставка образцов и прототипов;
- Техническая поддержка проекта;
- Защита от снятия компонента с производства.



Как с нами связаться

Телефон: 8 (812) 309 58 32 (многоканальный)

Факс: 8 (812) 320-02-42

Электронная почта: org@eplast1.ru

Адрес: 198099, г. Санкт-Петербург, ул. Калинина, дом 2, корпус 4, литера А.