


# HB Supercapacitors

## Cylindrical cells



### Features

- Ultra low ESR for high power density
- UL recognized

### Applications

- Electric, Gas, Water smart meters
- Controllers
- RF radio power
- Solar capture
- Storage servers
- Pulse power
- Backup power

### Description

Eaton supercapacitors are high reliability, high power, ultra-high capacitance energy storage devices utilizing electrochemical double layer capacitor (EDLC) construction combined with proprietary materials and processes. This combination of advanced technologies allows Eaton to offer a wide variety of capacitor solutions tailored to applications for backup power, pulse power and hybrid power systems. They can be applied as the sole energy storage or in combination with batteries to optimize cost, life time and run time. System requirements can range from a few microwatts to megawatts. All products feature low ESR for high power density with environmentally friendly materials for a green power solution. Eaton supercapacitors are maintenance-free with design lifetimes up to 20 years and operating temperatures down to -25 °C and up to +85 °C.



Powering Business Worldwide

## Ratings

|                             |   |
|-----------------------------|---|
| Capacitance                 | 3.0 F to 110 F  |
| Maximum working voltage     | 2.5 V   |
| Surge voltage               | 2.8 V   |
| Capacitance tolerance       | -10% to +30% (+20 °C)   |
| Operating temperature range | -25 °C to +70 °C  |
| Extended temperature range  | -25 °C to +85 °C (with linear voltage derating to 2.3 V @ +85 °C) |

## Specifications

| Capacitance (F) | Part Number     | Maximum Initial ESR <sup>1</sup> (Ω) | Nominal Leakage Current <sup>2</sup> (μA) | Stored Energy <sup>3</sup> (mWh) | Peak Power <sup>4</sup> (W) | Pulse Current <sup>5</sup> (A) | Continuous Current <sup>6</sup> (A) | Typical Thermal Resistance <sup>7</sup> , Rth (°C/W) | Short Circuit Current <sup>8</sup> (A) |
|-----------------|-----------------|--------------------------------------|---|----------------------------------|-----------------------------|--------------------------------|-------------------------------------|--|--|
| 3               | HB0820-2R5305-R | 0.160                                | 7.0                                       | 2.6                              | 9.8                         | 1.0                            | 1.1                                 | 76   | 16                                     |
| 5               | HB1020-2R5505-R | 0.100                                | 11  | 4.3                              | 16                          | 3.0                            | 1.4                                 | 73   | 25                                     |
| 6               | HB0830-2R5605-R | 0.100                                | 11  | 5.2                              | 16                          | 6.0                            | 1.8                                 | 47   | 25                                     |
| 10              | HB1030-2R5106-R | 0.060                                | 20  | 8.7                              | 26                          | 5.2                            | 2.5                                 | 40   | 42                                     |
| 15              | HB1325-2R5156-R | 0.050                                | 22  | 13                               | 31                          | 9.3                            | 2.4                                 | 53   | 50                                     |
| 25              | HB1625-2R5256-R | 0.040                                | 28  | 22                               | 39                          | 13                             | 2.8                                 | 47   | 63                                     |
| 35              | HB1635-2R5356-R | 0.030                                | 32  | 30                               | 52                          | 19                             | 3.6                                 | 39   | 83                                     |
| 60              | HB1840-2R5606-R | 0.025                                | 47  | 52                               | 63                          | 26                             | 4.8                                 | 26   | 100                                    |
| 110             | HB1860-2R5117-R | 0.020                                | 180                                       | 95                               | 78                          | 24                             | 8.7                                 | 10   | 125**                                  |

\*\* Repeated short circuit current will permanently damage the leads and cause an open failure.

## Performance

| Parameter                                | Capacitance change (% of initial value) | ESR (% of maximum initial value) |
|--|---|----------------------------------|
| Life (1000 hours @ +70 °C @ 2.5 Vdc)     | ≤ 30%                                   | ≤ 200%                           |
| Storage (3 years, uncharged, <+35 °C)    | ≤ 5%                                    | ≤ 110%                           |
| Cycle Life <sup>9</sup> (500,000 cycles) | ≤ 30%                                   | ≤ 200%                           |

1. Capacitance and Equivalent Series Resistance (ESR) measured according to IEC62391-1 at +20 °C, with current in milliamps (mA) = 8°C\*V

2. Leakage current at 20 °C after 72 hour charge and hold

3. Energy (mWh) =  $\frac{1}{2} * C * V^2 * 1000$   
3600

4. Peak Power (W) =  $\frac{V^2}{4 * ESR}$

5. Pulse Current in Amps (A), 1 second discharge from rated voltage to half rated voltage =  $\frac{1}{2} * C * V$   
(1+ESR\*C)

6. Continuous current with a 15 °C temperature rise. Continuous current (A) =  $\sqrt{\frac{P}{ESR * Rth}}$

7. Thermal resistance (Rth) cell body temperature to ambient in open air in degrees C per Watt (°C/W)

8. Short circuit current is for safety information only. Do not use as operating current.

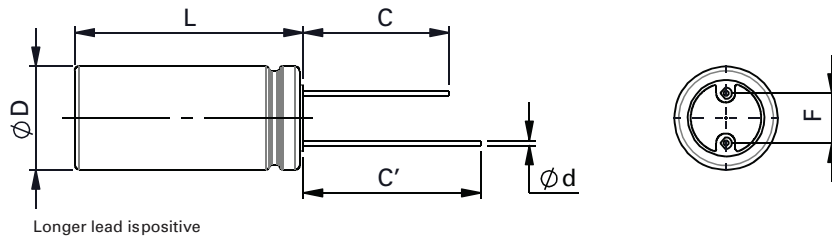
9. Cycling between rated voltage and half voltage, 3 seconds rest at +20 °C

## Safety and Certifications

|            |   |
|------------|---|
| Regulatory | UL810a,RoHS                                 |
| Warnings   | Do not overvoltage, do not reverse polarity |
| Shipping   | UN3499, <0.3Wh, Non-hazardous goods         |

**Dimensions (mm)**

| Part Number     | ØD nominal | ØD maximum | L maximum | F ±0.50 | Ød ±0.02 | C minimum | C' minimum | Typical mass (grams/pieces) |
|-----------------|------------|------------|-----------|---------|----------|-----------|------------|-----------------------------|
| HB0820-2R5305-R | 8          | 8.5        | 21        | 3.5     | 0.5      | 20        | 25         | 1.5                         |
| HB1020-2R5505-R | 10         | 10.5       | 22.3      | 5       | 0.6      | 20        | 25         | 2.4                         |
| HB0830-2R5605-R | 8          | 8.5        | 31        | 3.5     | 0.5      | 20        | 25         | 2.4                         |
| HB1030-2R5106-R | 10         | 10.5       | 31.5      | 5       | 0.6      | 20        | 25         | 3.5                         |
| HB1325-2R5156-R | 13         | 13.5       | 28.4      | 5       | 0.6      | 20        | 25         | 4.8                         |
| HB1625-2R5256-R | 16         | 16.5       | 28.4      | 7.5     | 0.8      | 20        | 25         | 8.2                         |
| HB1635-2R5356-R | 16         | 16.5       | 38        | 7.5     | 0.8      | 20        | 25         | 9.8                         |
| HB1840-2R5606-R | 18         | 18.5       | 42        | 7.5     | 0.8      | 20        | 25         | 13.8                        |
| HB1860-2R5117-R | 18         | 18.5       | 60.5      | 7.5     | 0.8      | 20        | 25         | 22                          |



**Part numbering system**

| HB               | 1860                | -2R5        | 11                         | 7   | -R         |                  |
|------------------|---------------------|-------------|----------------------------|---|------------|------------------|
| Family Code      | Size reference (mm) |             | Voltage (V)<br>R = decimal | Capacitance (µF)<br>Value                     | Multiplier | Standard product |
| HB = Family Code | Diameter = 18       | Length = 60 | 2R5 = 2.5 V                | Example 117= 11 x 10 <sup>7</sup> µF or 110 F |            |                  |

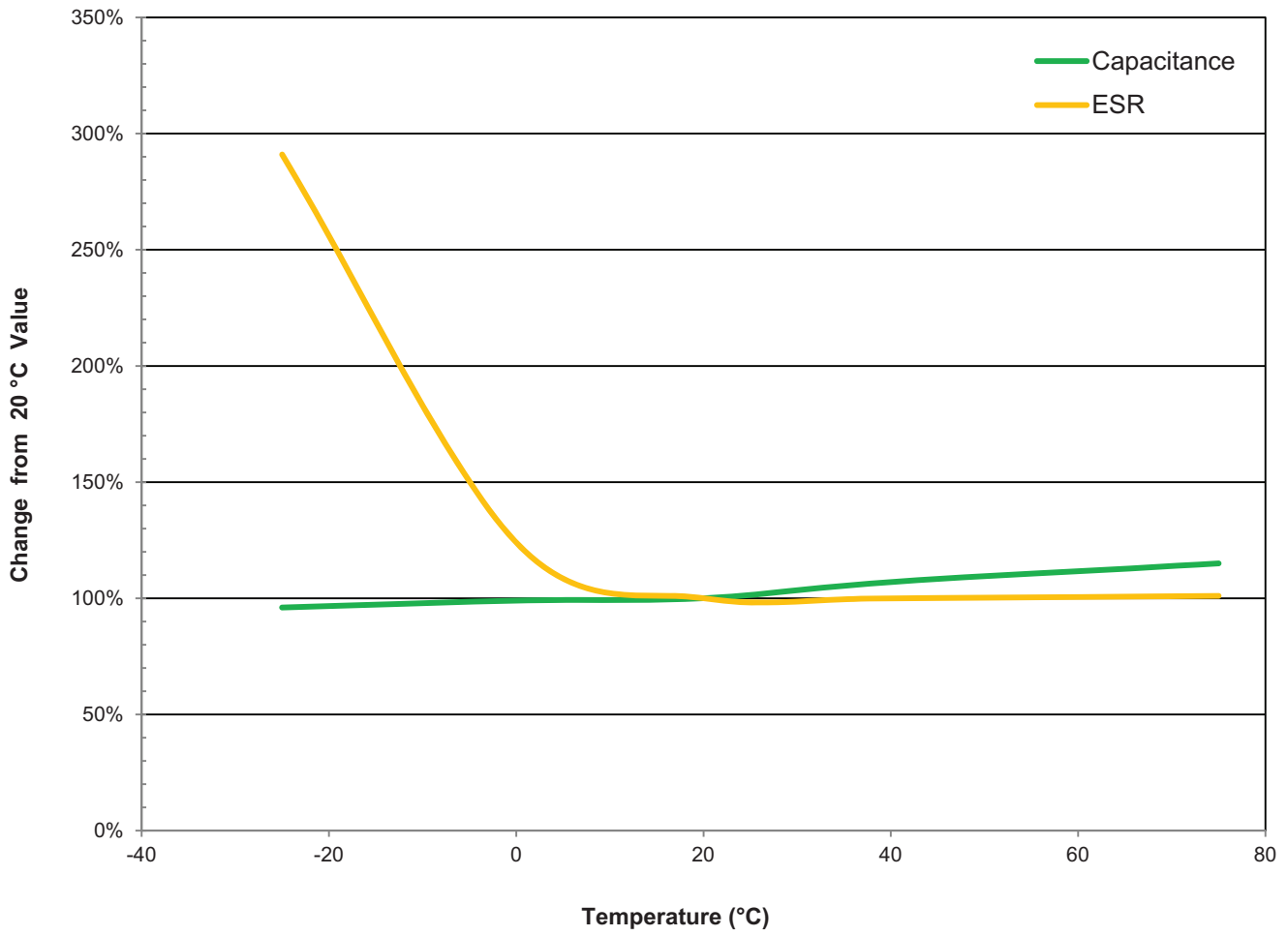
**Packaging information**

- Standard packaging: Bulk, 100 units per bag (8 mm - 13 mm diameter)
- 16 mm - 18 mm diameter products: Bulk package quantity varies by size.

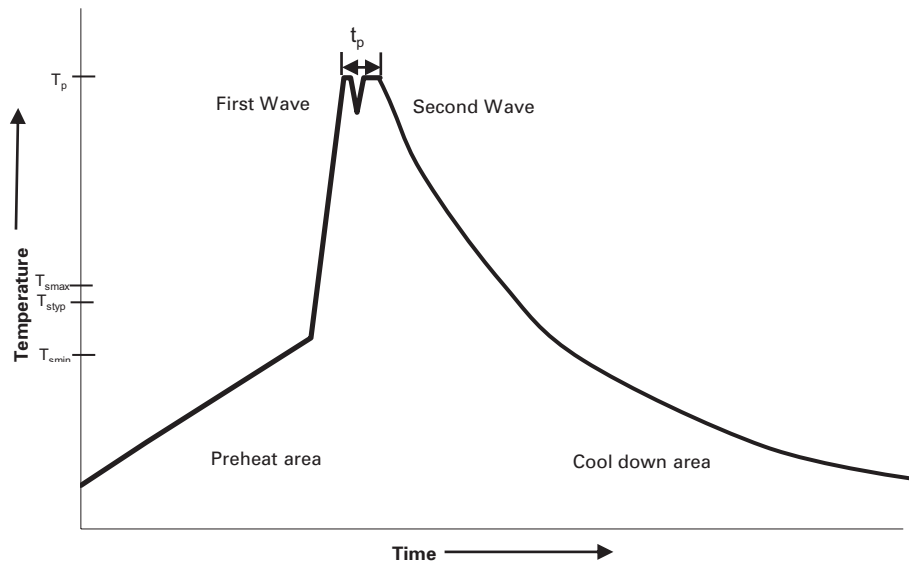
**Part marking**

- Manufacturer
- Capacitance (F)
- Nominal working voltage (V)
- Family code (or part number)
- Polarity

Temperature vs. Capacitance and ESR



**Wave solder profile**



| Profile Feature                     | Standard SnPb Solder                             | Lead (Pb) Free Solder                     |
|-------------------------------------|--|---|
| Preheat and soak                    | • Temperature max. ( $T_{smax}$ )<br>• Time max. | 100 °C<br>60 seconds                      |
| $\Delta$ preheat to max Temperature | 160 °C max.                                      | 160 °C max.                               |
| Peak temperature ( $T_p$ )*         | 220 °C – 260 °C                                  | 250 °C – 260 °C                           |
| Time at peak temperature ( $t_p$ )  | 10 seconds max<br>5 seconds max each wave        | 10 seconds max<br>5 seconds max each wave |
| Ramp-down rate                      | ~ 2 K/s min<br>~3.5 K/s typ<br>~5 K/s max        | ~ 2 K/s min<br>~3.5 K/s typ<br>~5 K/s max |
| Time 25 °C to 25 °C                 | 4 minutes  | 4 minutes                                 |

**Manual solder**

+350 °C, 4-5 seconds. (by soldering iron), generally manual, hand soldering is not recommended.

**Reflow soldering**

Do not use reflow soldering using infrared or convection oven heating methods.

**Cleaning/Washing**

Avoid cleaning of circuit boards, however if the circuit board must be cleaned use static or ultrasonic immersion in a standard circuit board cleaning fluid for no more than 5 minutes and a maximum temperature of +60 °C. Afterwards thoroughly rinse and dry the circuit boards. In general, treat supercapacitors in the same manner you would an aluminum electrolytic capacitor.

Life Support Policy: Eaton does not authorize the use of any of its products for use in life support devices or systems without the express written approval of an officer of the Company. Life support systems are devices which support or sustain life, and whose failure to perform, when properly used in accordance with instructions for use provided in the labeling, can be reasonably expected to result in significant injury to the user.

Eaton reserves the right, without notice, to change design or construction of any products and to discontinue or limit distribution of any products. Eaton also reserves the right to change or update, without notice, any technical information contained in this bulletin.

**Eaton**  
**Electronics Division**  
1000 Eaton Boulevard  
Cleveland, OH 44122  
United States  
www.eaton.com/electronics

© 2016 Eaton  
All Rights Reserved  
Printed in USA  
Publication No. 4375 BU-MC16059  
November 2016

Eaton is a registered trademark.

All other trademarks are property of their respective owners.



Компания «ЭлектроПласт» предлагает заключение долгосрочных отношений при поставках импортных электронных компонентов на взаимовыгодных условиях!

Наши преимущества:

- Оперативные поставки широкого спектра электронных компонентов отечественного и импортного производства напрямую от производителей и с крупнейших мировых складов;
- Поставка более 17-ти миллионов наименований электронных компонентов;
- Поставка сложных, дефицитных, либо снятых с производства позиций;
- Оперативные сроки поставки под заказ (от 5 рабочих дней);
- Экспресс доставка в любую точку России;
- Техническая поддержка проекта, помощь в подборе аналогов, поставка прототипов;
- Система менеджмента качества сертифицирована по Международному стандарту ISO 9001;
- Лицензия ФСБ на осуществление работ с использованием сведений, составляющих государственную тайну;
- Поставка специализированных компонентов (Xilinx, Altera, Analog Devices, Intersil, Interpoint, Microsemi, Aeroflex, Peregrine, Syfer, Eurofarad, Texas Instrument, Miteq, Cobham, E2V, MA-COM, Hittite, Mini-Circuits, General Dynamics и др.);

Помимо этого, одним из направлений компании «ЭлектроПласт» является направление «Источники питания». Мы предлагаем Вам помощь Конструкторского отдела:

- Подбор оптимального решения, техническое обоснование при выборе компонента;
- Подбор аналогов;
- Консультации по применению компонента;
- Поставка образцов и прототипов;
- Техническая поддержка проекта;
- Защита от снятия компонента с производства.



#### Как с нами связаться

**Телефон:** 8 (812) 309 58 32 (многоканальный)

**Факс:** 8 (812) 320-02-42

**Электронная почта:** [org@eplast1.ru](mailto:org@eplast1.ru)

**Адрес:** 198099, г. Санкт-Петербург, ул. Калинина, дом 2, корпус 4, литера А.