

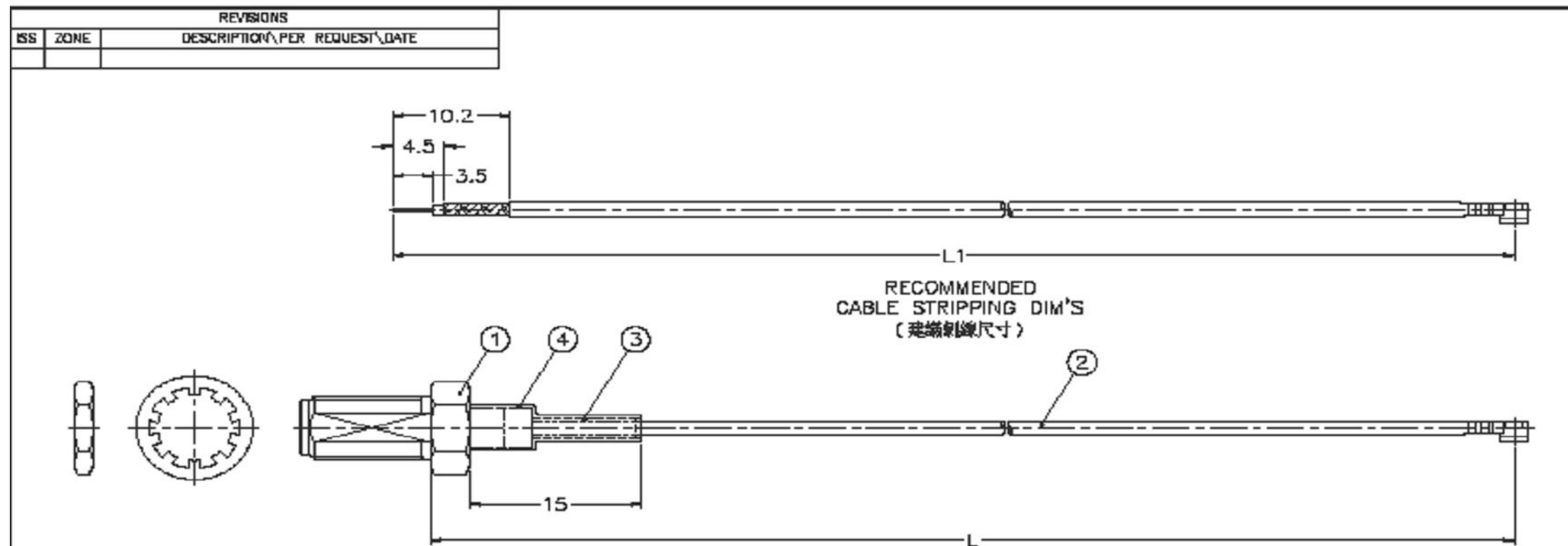
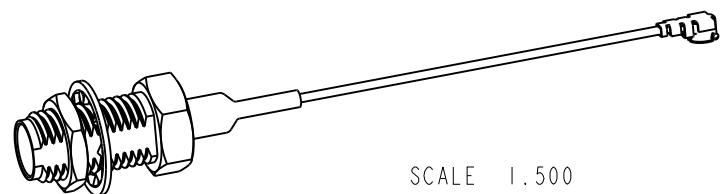
NOTES:

1. PACKAGE CABLE ASSEMBLIES IN A BAG. LABEL BAG WITH AMPHENOL RF, 336314-14-XXXX AND DATE CODE.
2. CABLE ASSEMBLY TO BE 100% TESTED FOR HI-POT, CONTINUITY, SHORTS AND OPEN.
3. APPROVED VENDOR: GOLDENLOCH

THIRD ANGLE PROJ.

REVISIONS

REV	DESCRIPTION	DATE	ECO	APPR
A	RELEASE TO MFG	--	--	--
B	DRAWING UPDATED & COD SHEET ADDED	28-Jul-15	50567	NR



PART NO.	L	L1	DRAWING NO.	PART NO.	L	L1	DRAWING NO.
336314-14-0050	50	53.1	1.37X53.1	336314-14-0200	200	203.1	1.37X203.1
336314-14-0100	100	103.1	1.37X103.1	336314-14-0250	250	253.1	1.37X253.1
336314-14-0150	150	153.1	1.37X153.1	336314-14-0300	300	303.1	1.37X303.1

RoHS COMPLIANT

FOR PURCHASING AND INSPECTION USE ONLY

DESIGN REQUIREMENTS:

- | | |
|---|---|
| <input checked="" type="checkbox"/> FREQUENCY : DC TO 6 GHz | <input checked="" type="checkbox"/> CONTINUITY |
| <input type="checkbox"/> VSWR : ---- MAX | <input checked="" type="checkbox"/> HI-POT : 200 VRMS |
| <input type="checkbox"/> INS. LOSS : ---- dBMAX | <input type="checkbox"/> OTHER |

DIMENSIONS ARE IN MILLIMETERS				PART NO. 336314-14-XXXX		G.L.I.			
4	HEAT SHRINK TUBING	BLACK	1	Ø4X15mmL	APPROVED	DATE 04-22-'15	TITLE SMA RP BH CRIMP JACK -AMC R/A PLUG CABLE		
3	HEAT SHRINK TUBING	BLACK	1	Ø2.5X8mmL	CHECKED	DATE 04-22-'15	DRAWING NO. BLACK 1.37mm CABLE		
2	CABLE	1.37mm	1	SEE TABLE	DRAWN	DATE 04-22-'15	FILE NO. RE:\D\G\DWG\CABLE\U.FL-RSMA\32\336314-14-XXXX		
1	SMA RP BH CRIMP JACK	BRASS	1	1436RP-B4-11U2 -32-50	ANGELA				
UNLESS OTHERWISE SPECIFIED TOLERANCES				SCALE 2/1 ISSUE A					
0.5-8 = ±0.2									
8-30 = ±0.4									
30-120 = ±0.6									
120-315 = ±1									
315-1000 = ±1.8									
1000-2000 = ±2.4									
NO.	DESCRIPTION	MATERIAL	FINISH	QTY	DRAWING NO.	SCALE	2/1	ISSUE	A

UNLESS OTHERWISE SPECIFIED, DIMENSIONS ARE IN METRIC AND TOLERANCES ARE:
 <0.5mm ±0.05mm 0.5 - 6mm ±0.1mm 6 - 30mm ±0.2mm 30 - 120mm ±0.3mm ANGLES ±1°

NOTICE - These drawings, specifications, or other data (1) are, and remain the property of Amphenol corp. (2) must be returned upon request; and (3) are confidential and not to be disclosed to any person other than those to whom they are given by Amphenol Corp. the furnishing of these drawings, specifications, or other data by Amphenol Corp., or to any other person to anyone for any purpose is not to be regarded by implication or otherwise in any manner licensing, granting rights to permitting such holder or any other person to manufacture, use or sell any product, process or design, patented or otherwise, that may in any way be related to or disclosed by said drawings, specifications, or other data.

MATERIAL	DRAWN RAJAGOPAL N	DATE 19-May-15	TITLE RP SMA STR BHD JACK TO AMC R/A PLUG USING 1.37 MM CABLE VARIOUS LENGTH	Amphenol RF www.amphenolrf.com
REFERENCE EAR # 6751	ENGINEER RAJAGOPAL N	DATE 19-May-15	SCALE: 5.5:1.0 SHEET 1 OF 2	DRAWING NO. 336314-14-XXXX
CONFIGURATION LEVEL: In Work	APPROVED K.CAPOZZI	DATE 28-Jul-15	DWG SIZE B	ITEM NO. 336314-14-XXXX
FINISH	CAD FILE		REV B	PART NO. 336314-14-XXXX

NOTES:

1. MATERIALS AND FINISHES:

RP SMA STR BHD JACK - BRASS, GOLD PLATING
 CABLE - 1.37 MM TO AMC R/A PLUG

2. ELECTRICAL:

A. IMPEDANCE: 50 OHM, NOMINAL

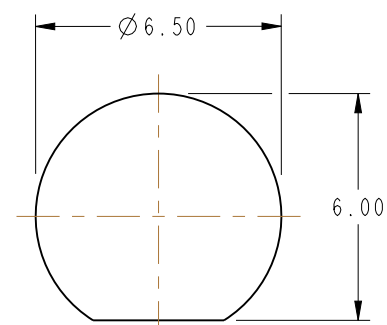
3. PACKAGING:

A. QUANTITY: SINGLE PACK
 B. BAG TO BE MARKED: AMPHENOL RF, 336314-14-XXXX, AND DATE CODE

THIRD ANGLE PROJ.

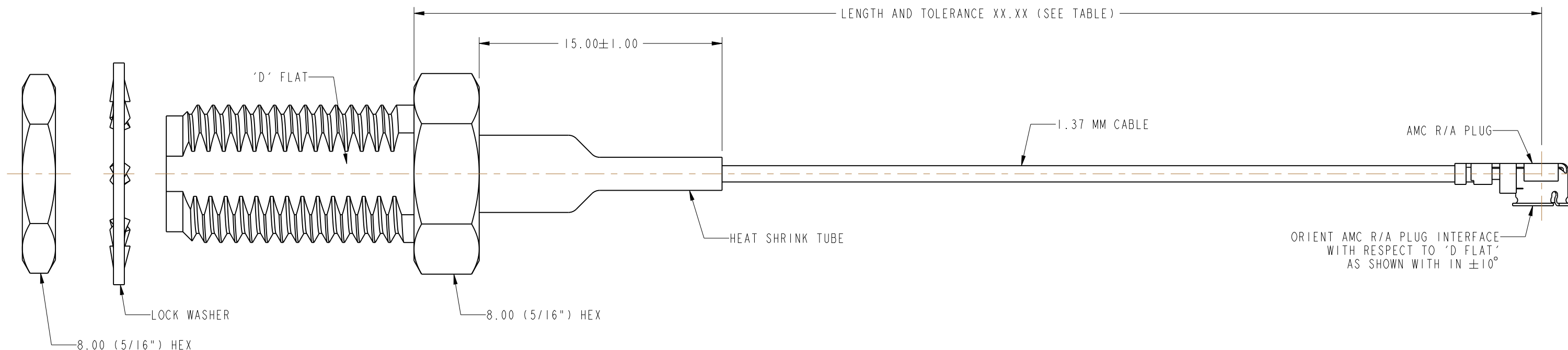
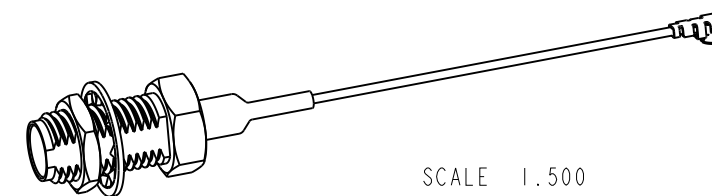
REVISIONS

REV	DESCRIPTION	DATE	ECO	APPR
A	RELEASE TO MFG	--	--	--
B	DRAWING UPDATED & COD SHEET ADDED	28-Jul-15	50567	NR



RECOMMENDED MOUNTING HOLE DIMENSIONS

(MAX. PANEL THICKNESS = 3.20 MM)



PART NUMBER	LENGTH AND TOLERANCE XX.XX IN MM
336314-14-0050	50.00±5.00
336314-14-0100	100.00±5.00
336314-14-0150	150.00±5.00
336314-14-0200	200.00±5.00
336314-14-0250	250.00±5.00
336314-14-0300	300.00±5.00

DESIGN REQUIREMENTS:

- | | |
|---|---|
| <input checked="" type="checkbox"/> FREQUENCY : DC TO 6 GHz | <input checked="" type="checkbox"/> CONTINUITY |
| <input type="checkbox"/> VSWR : ---- MAX | <input checked="" type="checkbox"/> HI-POT : 200 VRMS |
| <input type="checkbox"/> INS. LOSS : ---- dBMAX | <input type="checkbox"/> OTHER |

CUSTOMER OUTLINE DRAWING

ALL OTHER SHEETS ARE FOR INTERNAL USE ONLY

UNLESS OTHERWISE SPECIFIED, DIMENSIONS ARE IN METRIC AND TOLERANCES ARE:
 <0.5mm ± 0.05mm 0.5 - 6mm ± 0.1mm 6 - 30mm ± 0.2mm 30 - 120mm ± 0.3mm ANGLES ±1°

NOTICE - These drawings, specifications, or other data (1) are, and remain the property of Amphenol corp. (2) must be returned upon request; and (3) are confidential and not to be disclosed to any person other than those to whom they are given by Amphenol Corp. the furnishing of these drawings, specifications, or other data by Amphenol Corp., or to any other person to anyone for any purpose is not to be regarded by implication or otherwise in any manner licensing, granting rights to permitting such holder or any other person to manufacture, use or sell any product, process or design, patented or otherwise, that may in any way be related to or disclosed by said drawings, specifications, or other data.

MATERIAL SEE NOTES	DRAWN RAJAGOPAL N	DATE 19-May-15	TITLE RP SMA STR BHD JACK TO AMC R/A PLUG USING 1.37 MM CABLE VARIOUS LENGTH		Amphenol RF www.amphenolrf.com
REFERENCE EAR # 6751	ENGINEER RAJAGOPAL N	DATE 19-May-15	DRAWING NO. 336314-14-XXXX		
CONFIGURATION LEVEL: In Work	APPROVED K.CAPOZZI	DATE 28-Jul-15	SCALE: 5.5:1.0	SHEET 2 OF 2	ITEM NO. 336314-14-XXXX
FINISH	CAD FILE	DWG SIZE B	REV B	PART NO. 336314-14-XXXX	



Компания «ЭлектроПласт» предлагает заключение долгосрочных отношений при поставках импортных электронных компонентов на взаимовыгодных условиях!

Наши преимущества:

- Оперативные поставки широкого спектра электронных компонентов отечественного и импортного производства напрямую от производителей и с крупнейших мировых складов;
- Поставка более 17-ти миллионов наименований электронных компонентов;
- Поставка сложных, дефицитных, либо снятых с производства позиций;
- Оперативные сроки поставки под заказ (от 5 рабочих дней);
- Экспресс доставка в любую точку России;
- Техническая поддержка проекта, помощь в подборе аналогов, поставка прототипов;
- Система менеджмента качества сертифицирована по Международному стандарту ISO 9001;
- Лицензия ФСБ на осуществление работ с использованием сведений, составляющих государственную тайну;
- Поставка специализированных компонентов (Xilinx, Altera, Analog Devices, Intersil, Interpoint, Microsemi, Aeroflex, Peregrine, Syfer, Eurofarad, Texas Instrument, Miteq, Cobham, E2V, MA-COM, Hittite, Mini-Circuits, General Dynamics и др.);

Помимо этого, одним из направлений компании «ЭлектроПласт» является направление «Источники питания». Мы предлагаем Вам помощь Конструкторского отдела:

- Подбор оптимального решения, техническое обоснование при выборе компонента;
- Подбор аналогов;
- Консультации по применению компонента;
- Поставка образцов и прототипов;
- Техническая поддержка проекта;
- Защита от снятия компонента с производства.



Как с нами связаться

Телефон: 8 (812) 309 58 32 (многоканальный)

Факс: 8 (812) 320-02-42

Электронная почта: org@eplast1.ru

Адрес: 198099, г. Санкт-Петербург, ул. Калинина, дом 2, корпус 4, литера А.