

IEC Appliance Inlet C14 or C18 with Filter, Protection Degree IP65 into the Appliance, Fuseholder 1- or 2-pole, Front or Rear Mounting



IEC connector C14 or C18 with filter
 Screw-on from front side

With V-Lock Connection
 white
 5707.xxx.xxx.22 with IP54 V-Lock cord connection

from front side
 white
 5707 with IP54 Inlet Gasket



See below:
[Approvals and Compliances](#)

Description

- Panel mount :
 Screw-on version from front or rear side , Screws with sealing are included
- 4 Functions :
 Appliance Inlet protection class I or II , Line filter in standard and medical version , Fuseholder for fuse-links 5 x 20 mm , IP65 protection into the appliance
- For front side mounting versions a sealing kit IP54 for the power supply connection is available as an accessory: 4700.0021
- Option suffix ".22" offers IP54 for the power input in combination with V-Lock cordsets
- Quick connect terminals 6.3 x 0.8 mm

Unique Selling Proposition

- Sealed power entry module
- Strong in Design and Safety
- IP 65 protection to the appliance
- IP 54 protection to the cord connection

Newly available variants corresponding to V-Lock mating cordset. The connector is equipped with a notch intended for use with the latching cordset. The cord latching system prevents against accidental removal of the cordset.

Characteristics

- Extreme robust design
- All single elements are already wired
- Screw type fuse carrier, slotted
- With EMC-shield
- Especially for applications in rough environments (see technical data)
- For applications according IEC/UL 62368-1 we recommend variants with bleed resistor
 Suitable for use in medical equipment according to IEC/UL 60601-1

Other versions on request

- Class X1- and Y1-capacitors for enhanced withstand voltage
- Medical Version (M80)
- Additional factory-mounted sealing (IP54) of power input
- Version with current rating 3 A

Weblinks

[pdf data sheet](#), [html datasheet](#), [General Product Information](#), [Approvals](#), [Distributor-Stock-Check](#), [Accessories](#), [Detailed request for product](#), [Landing Page](#)

Technical Data

Ratings IEC	1 - 8A @ Ta 40 °C / 250VAC; 50Hz	Appliance inlet/-outlet	C14 / C18 acc. to IEC 60320-1
Ratings UL/CSA	1 - 8A @ Ta 40 °C / 250VAC; 60Hz		UL 498, CSA C22.2 no. 42 (for cold conditions) pin-temperature 70 °C, 8A, Protection Class I or II
Leakage Current	standard < 0.5mA (250V / 60Hz) medical < 5 µA (250 V / 60 Hz)	Fuseholder	1 or 2 pole, Shocksafe category PC2 acc. to IEC 60127-6, for fuse-links 5 x 20mm
Dielectric Strength	> 1.7kVDC between L-N > 2.7kVDC between L/N-PE Protection class II Test voltage (2 sec)	Rated Power Acceptance @ Ta 23 °C	5 x 20: 1.6W 1-pole/ 1,2W 2-pole per pole
Allowable Operation Temperature	-25 °C to 85 °C	Power Acceptance @ Ta > 23°C	Admissible power acceptance at higher ambient temperature see derating curves
Climatic Category	25/085/21 acc. to IEC 60068-1	Line Filter	Standard and Medical Version, IEC 60939, UL 1283, CSA C22.2 no. 8 Technical Details
IP-Protection	from front side IP65 acc. to IEC 60529 from rear-side IP65 acc. to IEC 60529	MTBF	> 2'800'000h acc. to MIL-HB-217 F
Protection Class	Suitable for appliances with protection class I or II acc. to IEC 61140		
Terminal	Quick connect terminals 6.3 x 0.8 mm		
Panel Thickness S	Screw, max 3 mm Mounting screw torque max 0.8Nm 2 screws M3 with sealing are provided		
Material: Housing	black / white / metallic, UL 94V-0		

Approvals and Compliances



Detailed information on product approvals, code requirements, usage instructions and detailed test conditions can be looked up in [Details about Approvals](#)

SCHURTER products are designed for use in industrial environments. They have approvals from independent testing bodies according to national and international standards. Products with specific characteristics and requirements such as required in the automotive sector according to IATF 16949, medical technology according to ISO 13485 or in the aerospace industry can be offered exclusively with customer-specific, individual agreements by SCHURTER.

Approvals

The approval mark is used by the testing authorities to certify compliance with the safety requirements placed on electronic products.

Approval Reference Type: 5707

Approval Logo	Certificates	Certification Body	Description
	VDE Approvals	VDE	Certificate Number: 40016382
	UL Approvals	UL	UL File Number: E72928




Product standards

Product standards that are referenced

Organization	Design	Standard	Description
	Designed according to	IEC 60320-1	Appliance couplers for household and similar general purposes
	Designed according to	IEC 60939	Passive filters for suppressing electromagnetic interference
	Designed according to	IEC 60127-6	Miniature fuses. Part 6. Fuse-holders for miniature fuse-links
	Designed according to	IEC 61058-1	Switches for appliances. Part 1. General requirements
	Designed according to	UL 498	Standard for Attachment Plugs and Receptacles
	Designed according to	UL 1283	Electromagnetic interference filters
	Designed according to	CSA C22.2 no. 42	General Use Receptacles, Attachment Plugs, and Similar Wiring Devices
	Designed according to	CSA C22.2 no. 8	Electromagnetic interference (EMI) filters








Application standards

Application standards where the product can be used

Organization	Design	Standard	Description
	Designed for applications acc.	IEC/UL 62368-1	IEC 62368-1 includes the basic requirements for safety of audio, video, information technology and office equipment.
	Designed for applications acc.	IEC 60601-1	Medical electrical equipment - Part 1: General requirements for basic safety and essential performance
	Designed for applications acc.	IEC 60335-1	Safety of electrical appliances for household and similar purposes. Meets the requirements for appliances in unattended use. This includes the enhanced requirements of glow wire tests acc. to IEC 60695-2-11 or -12 & -13.

Compliances

The product complies with following Guide Lines

Identification	Details	Initiator	Description
	CE declaration of conformity	SCHURTER AG	The CE marking declares that the product complies with the applicable requirements laid down in the harmonisation of Community legislation on its affixing in accordance with EU Regulation 765/2008.
	RoHS	SCHURTER AG	Directive RoHS 2011/65/EU, Amendment (EU) 2015/863
	China RoHS	SCHURTER AG	The law SJ / T 11363-2006 (China RoHS) has been in force since 1 March 2007. It is similar to the EU directive RoHS.
	REACH	SCHURTER AG	On 1 June 2007, Regulation (EC) No 1907/2006 on the Registration, Evaluation, Authorization and Restriction of Chemicals 1 (abbreviated as "REACH") entered into force.
	Landing Page V-Lock	SCHURTER AG	V-Lock system are based on a matching plug-dose combination. The connector is equipped with a notch intended for use with the latching cordset. The cord latching system prevents against accidental removal of the cordset.
	White Paper Glow wire test	SCHURTER AG	Meets the requirements of IEC 60335-1 for appliances in unattended use. This includes the enhanced requirements of glow wire tests acc. to IEC 60695-2-11 or -12 & -13.
	Medical Technology	SCHURTER AG	Suitable for use in medical equipment according to IEC/UL 60601-1

Dimension [mm]

Mounting from front side



Mounting from rear side



Fixing Screws M3

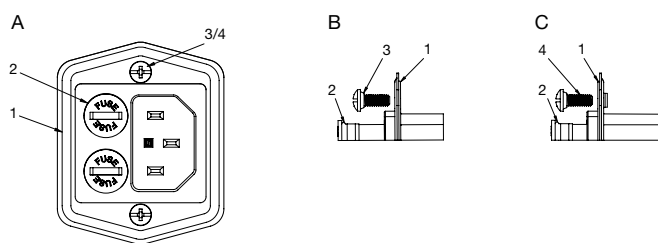
Assembly Instructions

Mounting sealing kit IP54 for the power supply (only for frontside mounting) Mating cordsets to sealing kit



Part no	Country plug	Cable length	Cross section	Color
6000.0214	open end	2.0 m	3x1 mm ²	black
6003.0215	EURO plug	2.5 m	3x1 mm ²	black
6004.0215	EURO plug	2.5 m	3x1 mm ²	black
6007.0212	EURO plug	1.0 m	3x1 mm ²	black
6007.0214	IEC plug	2.0 m	3x1 mm ²	black
6004.0114	EURO plug	2.0 m	3x0.75 mm ²	black
6026.0215	Italy	2.5 m	3x1 mm ²	black
6009.1315	North America	2.5 m	3x18 AWG	black
6047.6414	Japan	2.0 m	3x0.75 mm ²	black
6009.1214	North America	2.0 m	3x18 AWG	black
6011.0215	Switzerland	2.5 m	3x1 mm ²	black
6044.0215	United Kingdom	2.5 m	3x1 mm ²	black

- 1) Power entry module with factory-mounted inlet gasket
- 2) Chassis
- 3) Pillar
- 4) Gasket ring
- 5) Crinkle washer
- 6) Nut
- 7) Retaining clip

Mounting standard version

- A) front view
- B) detail front mounting type
- C) detail rear mounting type

- 1) sealing of flange
- 2) sealing of fuseholder
- 3) sealing of screw hole (front mounting type: sealing ring on screw head)
- 4) sealing of screw hole (rear mounting type: sealing on screw thread)

Important:

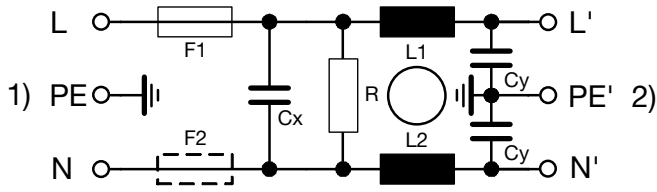
- use supplied fuse caps (2) and mounting screws (3/4)
- optimal sealing requires even and solid panel opening
- recommended tightening torque for mounting screws (2/3/4): 0.5-0.8 Nm
- IP65 protection between the inlet and connector pins, but no IP rating between the connector pins and the plug of the power cord!

Technical Data of Filter-Components

Rated Current [A]	Filter-Type	Inductances L [mH]	Capacitance CX [nF]	Capacitance CY [nF]	R [MΩ]
1	Standard version	2 x 12	100	2.2	1
2	Standard version	2 x 5.2	100	2.2	1
4	Standard version	2 x 2	100	2.2	1
6	Standard version	2 x 0.8	100	2.2	1
8	Standard version	2 x 0.4	100	2.2	1
1	Medical Version (M5)	2 x 12	100	-	1
2	Medical Version (M5)	2 x 5.2	100	-	1
4	Medical Version (M5)	2 x 2	100	-	1
6	Medical Version (M5)	2 x 0.8	100	-	1
8	Medical Version (M5)	2 x 0.4	100	-	1
2	Medical Version (M80)	2 x 5.2	100	0.47	1
4	Medical Version (M80)	2 x 2	100	0.47	1

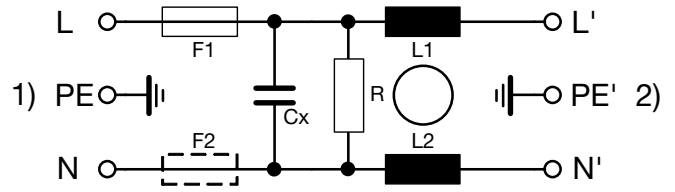
Diagrams

Standard version



- 1) Line
- 2) Load

Medical Version (M5)



- 1) Line
- 2) Load

Derating Curves

1-pole



2-pole



Attenuation Loss

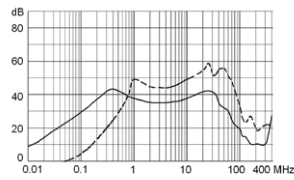
--- 50Ω differential mode ____ 50Ω common mode

Standard version

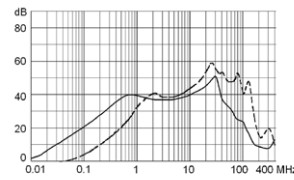
1 A



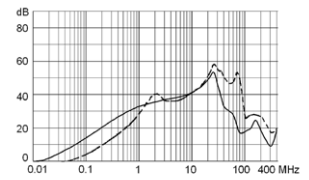
2 A



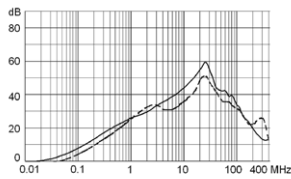
4 A



6 A

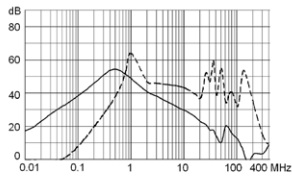


8 A

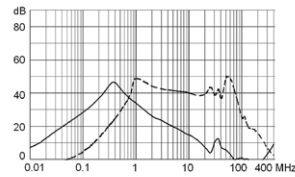


Medical version (M5)

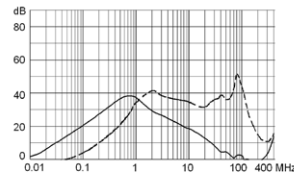
1 A



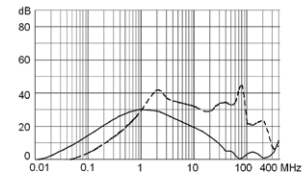
2 A



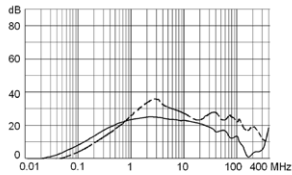
4 A



6 A



8 A



All Variants

Rated Current [A]	Filter-Type	Mounting side	Cord retaining kits	Protection Class	Power Cord IP-protection	Fuseholder	Color	V-Lock	Order Number
1	Standard version	Front Side	-	I	-	1-pole	black		5707.0101.112
1	Standard version	Rear Side	-	I	-	1-pole	black		5707.0101.113
2	Standard version	Front Side	-	I	-	1-pole	black		5707.0201.112
2	Standard version	Rear Side	-	I	-	1-pole	black		5707.0201.113
4	Standard version	Front Side	-	I	-	1-pole	black		5707.0401.112
4	Standard version	Rear Side	-	I	-	1-pole	black		5707.0401.113
6	Standard version	Front Side	-	I	-	1-pole	black		5707.0601.112
6	Standard version	Rear Side	-	I	-	1-pole	black		5707.0601.113
8	Standard version	Front Side	-	I	-	1-pole	black		5707.0801.112
8	Standard version	Rear Side	-	I	-	1-pole	black		5707.0801.113
1	Standard version	Front Side	-	I	-	2-pole	black		5707.0101.312
1	Standard version	Rear Side	-	I	-	2-pole	black		5707.0101.313
2	Standard version	Front Side	-	I	-	2-pole	black		5707.0201.312
2	Standard version	Rear Side	-	I	-	2-pole	black		5707.0201.313
4	Standard version	Front Side	-	I	-	2-pole	black		5707.0401.312
4	Standard version	Rear Side	-	I	-	2-pole	black		5707.0401.313
4	Standard version	Rear Side	-	I	IP54	2-pole	black	●	5707.0401.313.22
6	Standard version	Front Side	-	I	-	2-pole	black		5707.0601.312
6	Standard version	Rear Side	-	I	-	2-pole	black		5707.0601.313
8	Standard version	Front Side	-	I	-	2-pole	black		5707.0801.312
8	Standard version	Front Side	-	I	IP54	2-pole	black		5707.0801.312.01
8	Standard version	Rear Side	-	I	-	2-pole	black		5707.0801.313
8	Standard version	Rear Side	-	I	-	2-pole	black	●	5707.0801.313.21
1	Medical Version (M5)	Front Side	-	I	-	2-pole	black		5707.0103.312
1	Medical Version (M5)	Rear Side	-	I	-	2-pole	black		5707.0103.313
1	Medical Version (M5)	Rear Side	-	I	-	2-pole	black	●	5707.0103.313.21
2	Medical Version (M5)	Front Side	-	I	-	2-pole	black		5707.0203.312
2	Medical Version (M5)	Rear Side	-	I	-	2-pole	black		5707.0203.313
2	Medical Version (M5)	Rear Side	-	I	-	2-pole	black	●	5707.0203.313.21

Rated Current [A]	Filter-Type	Mounting side	Cord retaining kits	Protection Class	Power Cord IP-protection	Fuseholder	Color	V-Lock	Order Number
4	Medical Version (M5)	Rear Side	-	I	IP54	2-pole	black	●	3-100-897
4	Medical Version (M5)	Front Side	-	I	-	2-pole	black		5707.0403.312
4	Medical Version (M5)	Rear Side	-	I	-	2-pole	black		5707.0403.313
4	Medical Version (M5)	Rear Side	-	I	-	2-pole	black	●	5707.0403.313.21
6	Medical Version (M5)	Front Side	-	I	-	2-pole	black		5707.0603.312
6	Medical Version (M5)	Rear Side	-	I	-	2-pole	black		5707.0603.313
6	Medical Version (M5)	Rear Side	-	I	-	2-pole	black	●	5707.0603.313.21
6	Medical Version (M5)	Front Side	-	I	-	2-pole	white		5707.0613.312
6	Medical Version (M5)	Front Side	-	I	-	2-pole	white	●	5707.0613.312.21
6	Medical Version (M5)	Rear Side	-	I	-	2-pole	white		5707.0613.313
6	Medical Version (M5)	Rear Side	-	I	-	2-pole	white	●	5707.0613.313.21
8	Medical Version (M5)	Front Side	-	I	-	2-pole	black		5707.0803.312
8	Medical Version (M5)	Front Side	-	I	IP54	2-pole	black	●	5707.0803.312.22
8	Medical Version (M5)	Rear Side	-	I	-	2-pole	black		5707.0803.313
8	Medical Version (M5)	Rear Side	-	I	-	2-pole	black	●	5707.0803.313.21
1	Medical Version (M5)	Front Side	-	II	-	2-pole	black		5707.0103.412
1	Medical Version (M5)	Rear Side	-	II	-	2-pole	black		5707.0103.413
2	Medical Version (M5)	Front Side	-	II	-	2-pole	black		5707.0203.412
2	Medical Version (M5)	Rear Side	-	II	-	2-pole	black		5707.0203.413
4	Medical Version (M5)	Front Side	-	II	-	2-pole	black		5707.0403.412
4	Medical Version (M5)	Rear Side	-	II	-	2-pole	black		5707.0403.413
6	Medical Version (M5)	Front Side	-	II	-	2-pole	black		5707.0603.412
6	Medical Version (M5)	Rear Side	-	II	-	2-pole	black		5707.0603.413
8	Medical Version (M5)	Front Side	-	II	-	2-pole	black		5707.0803.412
8	Medical Version (M5)	Rear Side	-	II	-	2-pole	black		5707.0803.413
2	Medical Version (M80)	Front Side	-	I	IP54	2-pole	black		5707.0205.312.01
4	Medical Version (M80)	Rear Side	-	I	IP54	2-pole	black		3-121-413

Most Popular.

Availability for all products can be searched real-time: <https://www.schurter.com/en/Stock-Check/Stock-Check-SCHURTER>

Packaging unit 10 Pcs

Accessories

Description



Wire Harness
Wire harness for SCHURTER products



Assorted Covers
Rear Cover

0859.0047

Mating Outlets/Connectors

Category / Description

Connector Overview complete



4782 Mounting: Power Cord, 3 x 1 mm ² / 3 x 18 AWG, Cable, Connector: IEC C13	4782
4785 Mounting: Power Cord, 3 x 1 mm ² / 3 x 18 AWG, Cable, Connector: IEC C13	4785
4012 Mounting: Power Supply Cord, 3 x 1 mm ² , Screw clamps, Connector: IEC C13	4012
4300-06 Mounting: Power Cord, 3 x 1 mm ² / 3 x 18 AWG, Cable, Connector: IEC C13	4300-06
4781 Mounting: Power Cord, 3 x 1 mm ² / 3 x 18 AWG, Cable, Connector: IEC C15	4781
Connector further types to 5707	...

Interconnection Cord Overview complete



Cord Sets 10 A, Interconnection, 2.0 m, IEC H05VV-F3G1.0, black	6007.0204
Cord Sets 10 A, Interconnection, 1.0 m, Connector IEC C13, H05VV-F3G1.0, black	6007.0212
Cord Sets 10 A, Interconnection, 2.0 m, Connector IEC C13, H05VV-F3G1.0, black	6007.0214
Interconnection Cord further types to 5707	

Power Supply Cord Overview complete



Cord Sets 10 A, Europlug, 2.5 m, Connector IEC C13, H05VV-F3G1.0, black	6004.0215
Cord Sets 10 A, Europlug, 2.5 m, Connector IEC C13, H05VV-F3G1.0, black	6003.0215
Cord Sets 10 A, uninsulated wires, 2.0 m, Connector IEC C13, H05VV-F3G1.0, black	6000.0224
Cord Sets 10 A, uninsulated wires, 2.0 m, Connector IEC C13, H05VV-F3G1.0, black	6000.0214
Cord Sets 10 A, United Kingdom, 2.5 m, Connector IEC C13, H05VV-F3G1.0, black	6044.0215
Power Supply Cord further types to 5707	...

Power Supply or Interconnection Cord Overview complete



Cord Sets 10 A, United Kingdom, 2.0 m, Connector IEC H05VV-F3G1.0, black	6044.0204
Power Supply or Interconnection Cord further types to 5707	

Mating Outlets/Connectors shuttered



[Connector Overview complete](#)

4783 Mounting: Power Cord, 3 x 1 mm² / 3 x 18 AWG, Cable, Connector: IEC C13

[4783](#)

[Connector further types to 5707](#)



[Power Cord Overview complete](#)

VAC13KS, Overview, V-Lock cord retaining, diverse Connector IEC C13, diverse, black

[VAC13KS](#)

VAC17KS, V-Lock cord retaining, diverse m, Connector IEC C17, diverse, black / grey / white

[VAC17KS](#)

[Power Cord further types to 5707](#)



Компания «ЭлектроПласт» предлагает заключение долгосрочных отношений при поставках импортных электронных компонентов на взаимовыгодных условиях!

Наши преимущества:

- Оперативные поставки широкого спектра электронных компонентов отечественного и импортного производства напрямую от производителей и с крупнейших мировых складов;
- Поставка более 17-ти миллионов наименований электронных компонентов;
- Поставка сложных, дефицитных, либо снятых с производства позиций;
- Оперативные сроки поставки под заказ (от 5 рабочих дней);
- Экспресс доставка в любую точку России;
- Техническая поддержка проекта, помощь в подборе аналогов, поставка прототипов;
- Система менеджмента качества сертифицирована по Международному стандарту ISO 9001;
- Лицензия ФСБ на осуществление работ с использованием сведений, составляющих государственную тайну;
- Поставка специализированных компонентов (Xilinx, Altera, Analog Devices, Intersil, Interpoint, Microsemi, Aeroflex, Peregrine, Syfer, Eurofarad, Texas Instrument, Miteq, Cobham, E2V, MA-COM, Hittite, Mini-Circuits, General Dynamics и др.);

Помимо этого, одним из направлений компании «ЭлектроПласт» является направление «Источники питания». Мы предлагаем Вам помощь Конструкторского отдела:

- Подбор оптимального решения, техническое обоснование при выборе компонента;
- Подбор аналогов;
- Консультации по применению компонента;
- Поставка образцов и прототипов;
- Техническая поддержка проекта;
- Защита от снятия компонента с производства.



Как с нами связаться

Телефон: 8 (812) 309 58 32 (многоканальный)

Факс: 8 (812) 320-02-42

Электронная почта: org@eplast1.ru

Адрес: 198099, г. Санкт-Петербург, ул. Калинина, дом 2, корпус 4, литера А.