

»» Features



- 10A general purpose Power Relay.
- Both available 0.25 and 0.187 terminals.
- SPDT, DPDT, TPDT contact configurations.
- AC & DC coils are both available.
- Optional for anti-rotation tab, tapped core, indicator lamp & push-to-test button, flanged cover.
- Comply with RoHS-Directive 2002/95/EC.

»» Type List

◆731

Terminal style	Contact form	Enclosure style				
		Open type	Dust cover	Ears on cover	Antirotation -tab	Ears on top
Quick terminal	1A (SPNO)	731-SPNO	731-SPNO-C	731-SPNO-C1	731-SPNO-C2	731-SPNO-C3
	1C (SPDT)	731-SPDT	731-SPDT-C	731-SPDT-C1	731-SPDT-C2	731-SPDT-C3
	2A (DPNO)	731-DPNO	731-DPNO-C	731-DPNO-C1	731-DPNO-C2	731-DPNO-C3
	2C (DPDT)	731-DPDT	731-DPDT-C	731-DPDT-C1	731-DPDT-C2	731-DPDT-C3
	3A (TPNO)	731-TPNO	731-TPNO-C	731-TPNO-C1	731-TPNO-C2	731-TPNO-C3
	3C (TPDT)	731-TPDT	731-TPDT-C	731-TPDT-C1	731-TPDT-C2	731-TPDT-C3

◆731H

Terminal style	Contact form	Enclosure style		
		Dust cover	Ears on cover	Ears on top
Quick terminal	1A (SPNO)	731H-SPNO-C	731H-SPNO-C1	731H-SPNO-C3
	1C (SPDT)	731H-SPDT-C	731H-SPDT-C1	731H-SPDT-C3
	2A (DPNO)	731H-DPNO-C	731H-DPNO-C1	731H-DPNO-C3
	2C (DPDT)	731H-DPDT-C	731H-DPDT-C1	731H-DPDT-C3
	3A (TPNO)	731H-TPNO-C	731H-TPNO-C1	731H-TPNO-C3
	3C (TPDT)	731H-TPDT-C	731H-TPDT-C1	731H-TPDT-C3

»» Ordering Information

731 - TPDT - -

1 2 3 4 5 6

1. 731 -- Basic series designation
2. Blank -- Standard type
H -- High power type
3. SPDT -- Single pole double throw
SPNO -- Single pole normally open
SPNC -- Single pole normally closed

- DPDT -- Double pole double throw
- DPNO -- Double pole normally open
- DPNC -- Double pole normally closed
- TPDT -- Three pole double throw
- TPNO -- Three pole normally open
- TPNC -- Three pole normally closed

- | | | | |
|----------|---|----------|------------------------------------|
| 4. Blank | -- Open type without frame tab | 5. Blank | -- No special feature |
| C | -- With cover | M | -- With manual operator |
| C1 | -- With mounting ears on cover | T | -- Printed circuit board terminals |
| C2 | -- With accessible mounting hole with anti-rotation tab | L | -- Pilot lamp |
| C3 | -- Mounting Ears on top of cover | 6. Blank | -- Standard type |
| X | -- Open type with frame tab | F | -- Class F |

»» Contact Rating

	731	731H 1P · 2P	731H 3P
Resistive load	10A 28VDC	20A 300VAC	16A 300VAC
	10A 240VAC	25A 277VAC	20A 277VAC

»» Coil Rating (DC)

Rated voltage (V)	Rated current ±10 % at 23°C (mA)	Coil resistance ±10 % at 23°C (Ω)	Max. continuous voltage at 70°C	Pick up voltage(Max) at 23°C	Drop out voltage(Min) at 23°C	Power consumption at rated voltage
6	188	32	140 % of rated voltage	75 % of rated voltage	10 % of rated voltage	approx. 1.2W
12	100	120				
24	51	472				
48	27	1800				
110	11	10000				
120	12	10000				

»» Coil Rating (AC)

Rated voltage (V)	Coil resistance ±10 % at 23°C (Ω)	Max. continuous voltage at 70°C	Pick up voltage(Max) at 23°C	Drop out voltage(Min) at 23°C	Power consumption at rated voltage	
SP DP	12	21	110 % of rated voltage	85 % of rated voltage	30 % of rated voltage	approx. 2.0VA
	24	85				
	110	1700				
	115	1700				
	120	2250				
	220	7200				
	230	7200				
240	9110					

»» Coil Rating (AC)

Rated voltage (V)	Coil resistance $\pm 10\%$ at 23°C (Ω)	Max. continuous voltage at 70°C	Pick up voltage(Max) at 23°C	Drop out voltage(Min) at 23°C	Power consumption at rated voltage	
TP	12	18	110 % of rated voltage	85 % of rated voltage	30 % of rated voltage	approx. 2.7VA
	24	72				
	110	1300				
	115	1300				
	120	1700				
	220	5600				
	230	5600				
	240	7200				

»» Specification

Contact material	AgSnO alloy	
Contact resistance ⁽¹⁾	50m Ω Max. (for 731) ; 100m Ω Max. (for 731H) (1A/6VDC by 4 pipes m Ω meter)	
Operate time ⁽¹⁾	20 ms Max.	
Release time ⁽¹⁾	20 ms Max.	
Insulation resistance ⁽¹⁾	1000 M Ω Min. (DC 500V)	
Dielectric strength ⁽¹⁾	Between open contact	: AC 500V , 50/60Hz 1 min. (for 731) : AC 1000V , 50/60Hz 1 min. (for 731H)
	Between contact and coil	: AC 1500V , 50/60Hz 1 min. (for 731) : AC 2500V , 50/60Hz 1 min. (for 731H)
	Between contact circuits	: AC 1500V , 50/60Hz 1 min. (for 731) : AC 2500V , 50/60Hz 1 min. (for 731H)
Vibration resistance	Operating extremes	10~55Hz , amplitude 1.0 mm
	Damage limits	10~55Hz , amplitude 1.5 mm
Shock resistance	Operating extremes	10G
	Damage limits	100G
Life expectancy	Mechanical	10,000,000 operations (frequency 18,000 ops./hr)
	Electrical	100,000 operations (frequency 1,200 ops./hr) (for 731) 50,000 operations (frequency 360 ops./hr) (for 731H)
Operating ambient temperature	-45~+70°C (no freezing) (for 731)	
	AC coil : -45~+55°C (no freezing) (for 731H) DC coil : -45~+65°C (no freezing)	
Weight	Approx. 79.2 g	

Note : (1) initial value.

731

»» Safety Approval

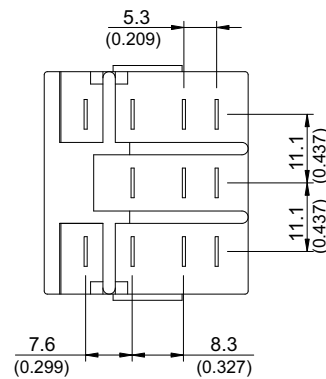
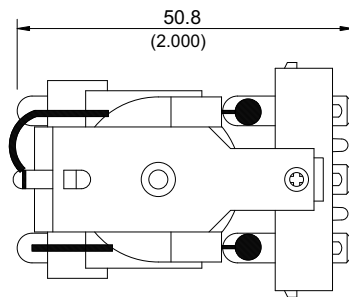
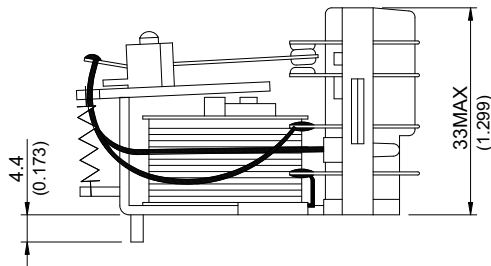
Certified	731			731H
	UL	CSA	FIMKO	UL / CUL
File No.	E88991	1663800	23797	E88991

»» Safety Approval Rating

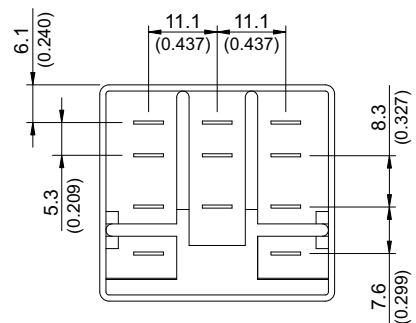
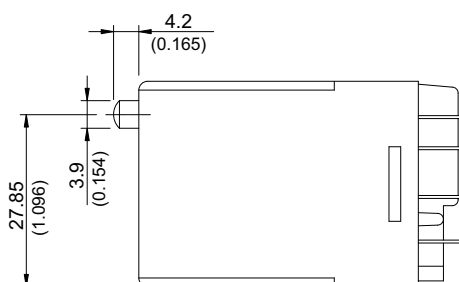
731		731H 1P - 2P	731H 3P
UL - CSA	FIMKO	UL / CUL	
10A 240VAC	10A 250VAC	20A 300VAC	16A 300VAC
10A 28VDC		25A 277VAC	20A 277VAC
1/3HP 120VAC		1.5HP 240VAC	1.5HP 240VAC
1/2HP 240VAC		1HP 120VAC	1HP 120VAC

»» Outline Dimensions

◆ 731 OPEN



◆ 731 M



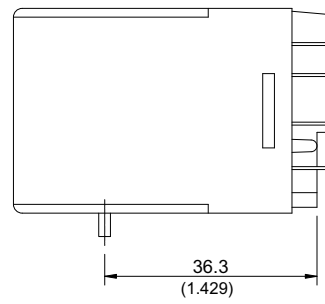
◆ 731 C



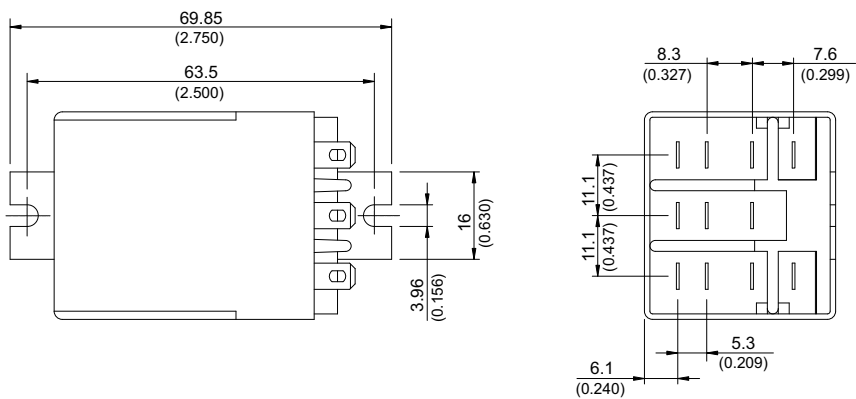
◆ 731 T



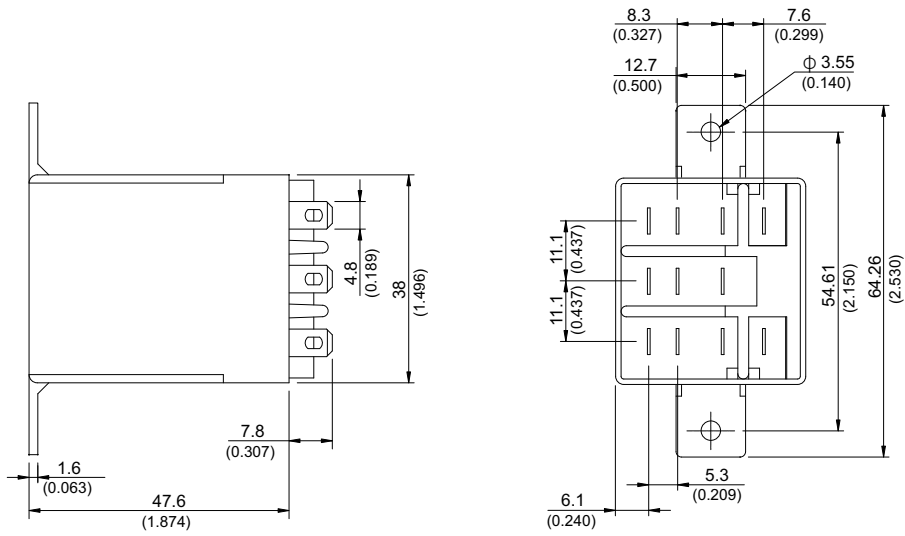
◆ 731 C2



◆ 731 C1

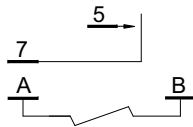


◆ 731 C3

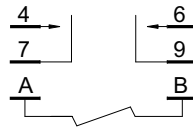


»» Wiring Diagram
BOTTOM VIEW

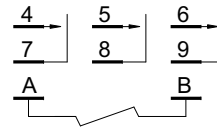
SPNO



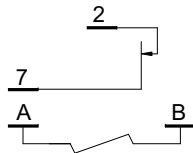
DPNO



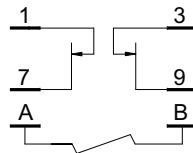
TPNO



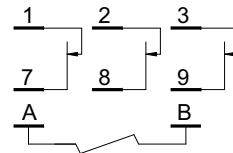
SPNC



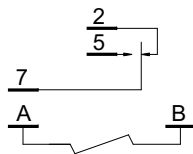
DPNC



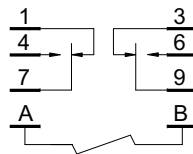
TPNC



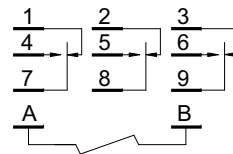
SPDT



DPDT

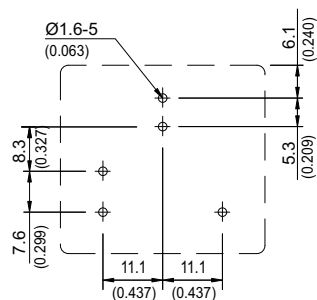


TPDT

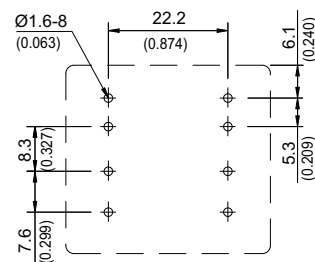


»» PC Board Layout
BOTTOM VIEW

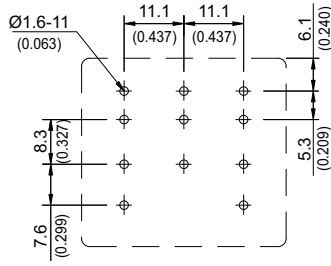
1P



2P

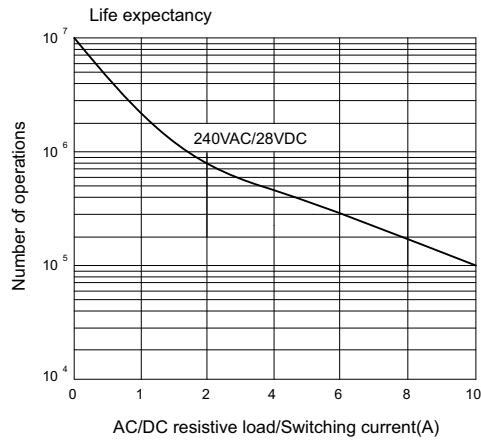
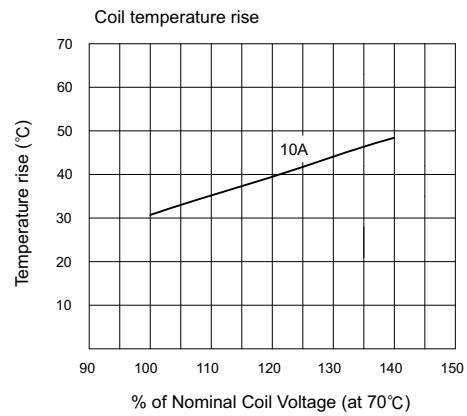
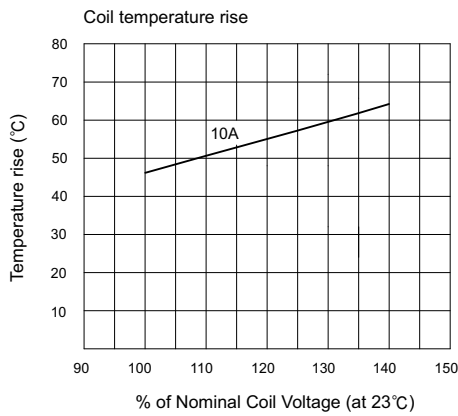


3P

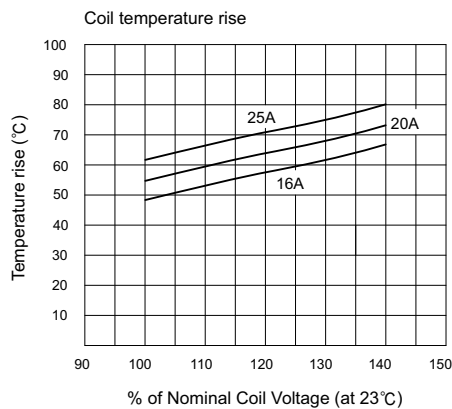


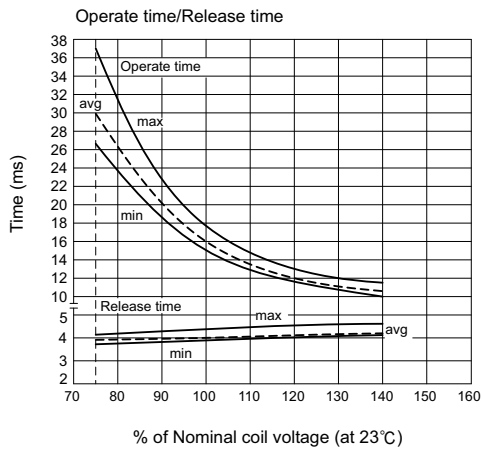
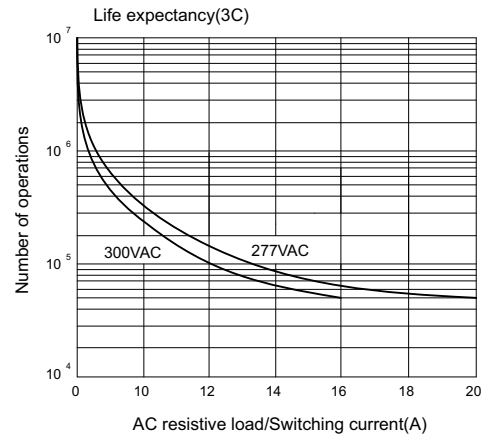
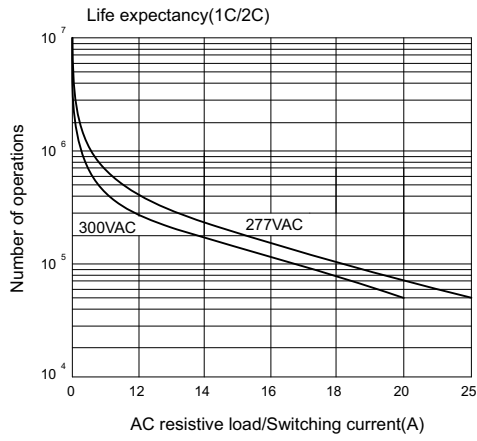
Engineering Data

◆ 731



◆ 731 H







Компания «ЭлектроПласт» предлагает заключение долгосрочных отношений при поставках импортных электронных компонентов на взаимовыгодных условиях!

Наши преимущества:

- Оперативные поставки широкого спектра электронных компонентов отечественного и импортного производства напрямую от производителей и с крупнейших мировых складов;
- Поставка более 17-ти миллионов наименований электронных компонентов;
- Поставка сложных, дефицитных, либо снятых с производства позиций;
- Оперативные сроки поставки под заказ (от 5 рабочих дней);
- Экспресс доставка в любую точку России;
- Техническая поддержка проекта, помощь в подборе аналогов, поставка прототипов;
- Система менеджмента качества сертифицирована по Международному стандарту ISO 9001;
- Лицензия ФСБ на осуществление работ с использованием сведений, составляющих государственную тайну;
- Поставка специализированных компонентов (Xilinx, Altera, Analog Devices, Intersil, Interpoint, Microsemi, Aeroflex, Peregrine, Syfer, Eurofarad, Texas Instrument, Miteq, Cobham, E2V, MA-COM, Hittite, Mini-Circuits, General Dynamics и др.);

Помимо этого, одним из направлений компании «ЭлектроПласт» является направление «Источники питания». Мы предлагаем Вам помощь Конструкторского отдела:

- Подбор оптимального решения, техническое обоснование при выборе компонента;
- Подбор аналогов;
- Консультации по применению компонента;
- Поставка образцов и прототипов;
- Техническая поддержка проекта;
- Защита от снятия компонента с производства.



Как с нами связаться

Телефон: 8 (812) 309 58 32 (многоканальный)

Факс: 8 (812) 320-02-42

Электронная почта: org@eplast1.ru

Адрес: 198099, г. Санкт-Петербург, ул. Калинина, дом 2, корпус 4, литера А.