

Please read this notice before using the TAIYO YUDEN products.

## REMINDERS

- Product information in this catalog is as of October 2017. All of the contents specified herein are subject to change without notice due to technical improvements, etc. Therefore, please check for the latest information carefully before practical application or use of our products.

Please note that TAIYO YUDEN shall not be in any way responsible for any damages and defects in products or equipment incorporating our products, which are caused under the conditions other than those specified in this catalog or individual product specification sheets.

- Please contact TAIYO YUDEN for further details of product specifications as the individual product specification sheets are available.
- Please conduct validation and verification of our products in actual condition of mounting and operating environment before using our products.
- The products listed in this catalog are intended for use in general electronic equipment (e.g., AV equipment, OA equipment, home electric appliances, office equipment, information and communication equipment including, without limitation, mobile phone, and PC) and medical equipment classified as Class I or II by IMDRF. Please be sure to contact TAIYO YUDEN for further information before using the products for any equipment which may directly cause loss of human life or bodily injury (e.g., transportation equipment including, without limitation, automotive powertrain control system, train control system, and ship control system, traffic signal equipment, disaster prevention equipment, medical equipment classified as Class III by IMDRF, highly public information network equipment including, without limitation, telephone exchange, and base station).

Please do not incorporate our products into any equipment requiring high levels of safety and/or reliability (e.g., aerospace equipment, aviation equipment\*, medical equipment classified as Class IV by IMDRF, nuclear control equipment, undersea equipment, military equipment).

\*Note: There is a possibility that our products can be used only for aviation equipment that does not directly affect the safe operation of aircraft (e.g., in-flight entertainment, cabin light, electric seat, cooking equipment) if such use meets requirements specified separately by TAIYO YUDEN. Please be sure to contact TAIYO YUDEN for further information before using our products for such aviation equipment.

When our products are used even for high safety and/or reliability-required devices or circuits of general electronic equipment, it is strongly recommended to perform a thorough safety evaluation prior to use of our products and to install a protection circuit as necessary.

Please note that unless you obtain prior written consent of TAIYO YUDEN, TAIYO YUDEN shall not be in any way responsible for any damages incurred by you or third parties arising from use of the products listed in this catalog for any equipment requiring inquiry to TAIYO YUDEN or prohibited for use by TAIYO YUDEN as described above.

- Information contained in this catalog is intended to convey examples of typical performances and/or applications of our products and is not intended to make any warranty with respect to the intellectual property rights or any other related rights of TAIYO YUDEN or any third parties nor grant any license under such rights.
- Please note that the scope of warranty for our products is limited to the delivered our products themselves and TAIYO YUDEN shall not be in any way responsible for any damages resulting from a fault or defect in our products. Notwithstanding the foregoing, if there is a written agreement (e.g., supply and purchase agreement, quality assurance agreement) signed by TAIYO YUDEN and your company, TAIYO YUDEN will warrant our products in accordance with such agreement.
- The contents of this catalog are applicable to our products which are purchased from our sales offices or authorized distributors (hereinafter "TAIYO YUDEN's official sales channel"). Please note that the contents of this catalog are not applicable to our products purchased from any seller other than TAIYO YUDEN's official sales channel.
- Caution for Export  
Some of our products listed in this catalog may require specific procedures for export according to "U.S. Export Administration Regulations", "Foreign Exchange and Foreign Trade Control Law" of Japan, and other applicable regulations. Should you have any questions on this matter, please contact our sales staff.

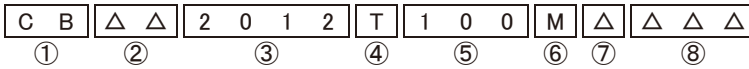
# WIRE-WOUND CHIP POWER INDUCTORS(CB SERIES)



REFLOW

■ PARTS NUMBER

\* Operating Temp.: -40~+105°C (Including self-generated heat)



△=Blank space

① Series name

| Code | Series name               |
|------|---------------------------|
| CB   | Wound chip power inductor |

④ Packaging

| Code | Packaging |
|------|-----------|
| T    | Taping    |

② Characteristics

| Code | Characteristics |
|------|-----------------|
| △△   | Standard        |
| △C   | High current    |
| △L   | Low profile     |
| MF   | Low loss        |

⑤ Nominal inductance

| Code (example) | Nominal inductance [μH] |
|----------------|-------------------------|
| 1R0            | 1.0                     |
| 100            | 10                      |
| 101            | 100                     |

※R=Decimal point

③ Dimensions (L × W)

| Code | Type (inch) | Dimensions (L × W) [mm] |
|------|-------------|-------------------------|
| 1608 | 1608 (0603) | 1.6 × 0.8               |
| 2012 | 2012 (0805) | 2.0 × 1.25              |
| 2016 | 2016 (0806) | 2.0 × 1.6               |
| 2518 | 2518 (1007) | 2.5 × 1.8               |
| 3225 | 3225 (1210) | 3.2 × 2.5               |

⑥ Inductance tolerance

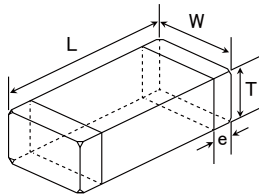
| Code | Inductance tolerance |
|------|----------------------|
| K    | ±10%                 |
| M    | ±20%                 |

⑦ Special code

| Code | Special code |
|------|--------------|
| △    | Standard     |
| R    | Low Rdc type |

⑧ Internal code

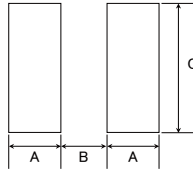
■ STANDARD EXTERNAL DIMENSIONS / STANDARD QUANTITY



Recommended Land Patterns

Surface Mounting

- Mounting and soldering conditions should be checked beforehand.
- Applicable soldering process to these products is reflow soldering only.



| Type   | A    | B   | C    |
|--------|------|-----|------|
| MF1608 | 0.55 | 0.7 | 1.0  |
| 2012   | 0.60 | 1.0 | 1.45 |
| 2016   | 0.60 | 1.0 | 1.8  |
| 2518   | 0.60 | 1.5 | 2.0  |
| 3225   | 0.85 | 1.7 | 2.7  |

Unit: mm

| Type     | L                        | W                         | T                        | e                          | Standard quantity [pcs] |               |
|----------|--------------------------|---------------------------|--------------------------|----------------------------|-------------------------|---------------|
|          |                          |                           |                          |                            | Paper tape              | Embossed tape |
| CBMF1608 | 1.6±0.2<br>(0.063±0.008) | 0.8±0.2<br>(0.031±0.008)  | 0.8±0.2<br>(0.031±0.008) | 0.45±0.15<br>(0.016±0.006) | —                       | 3000          |
| CB L2012 | 2.0±0.2<br>(0.079±0.008) | 1.25±0.2<br>(0.049±0.008) | 0.9±0.1<br>(0.035±0.004) | 0.5±0.2<br>(0.020±0.008)   | 4000                    | —             |
| CB 2012  | 2.0±0.2                  | 1.25±0.2                  | 1.25±0.2                 | 0.5±0.2                    | —                       | 3000          |
| CB C2012 | (0.079±0.008)            | (0.049±0.008)             | (0.049±0.008)            | (0.020±0.008)              | —                       | 3000          |
| CB 2016  | 2.0±0.2                  | 1.6±0.2                   | 1.6±0.2                  | 0.5±0.2                    | —                       | 2000          |
| CB C2016 | (0.079±0.008)            | (0.063±0.008)             | (0.063±0.008)            | (0.020±0.008)              | —                       | 2000          |
| CB 2518  | 2.5±0.2                  | 1.8±0.2                   | 1.8±0.2                  | 0.5±0.2                    | —                       | 2000          |
| CB C2518 | (0.098±0.008)            | (0.071±0.008)             | (0.071±0.008)            | (0.020±0.008)              | —                       | 2000          |
| CB C3225 | 3.2±0.2<br>(0.126±0.008) | 2.5±0.2<br>(0.098±0.008)  | 2.5±0.2<br>(0.098±0.008) | 0.6±0.3<br>(0.024±0.012)   | —                       | 1000          |

Unit: mm (inch)

► This catalog contains the typical specification only due to the limitation of space. When you consider the purchase of our products, please check our product specification sheets. For details of each product (characteristics graph, reliability information, precautions for use, and so on), see our website (<http://www.ty-top.com/>).

■ PARTS NUMBER

● 1608 (0603) type

| Parts number  | EHS  | Nominal inductance<br>[ $\mu$ H] | Inductance tolerance    | Self-resonant<br>frequency<br>[MHz] (min.) | DC Resistance<br>[ $\Omega$ ] ( $\pm 30\%$ ) | Rated current ※) [mA]      |                                  | Measuring<br>frequency [MHz] |
|---------------|------|----------------------------------|-------------------------|--|--|----------------------------|----------------------------------|------------------------------|
|               |      |                                  |                         |  |  | Saturation current<br>Idc1 | Temperature rise current<br>Idc2 |                              |
| CBMF1608T1R0M | RoHS | 1.0                              | $\pm 20\%$              | 100  | 0.09   | 290                        | 770                              | 7.96                         |
| CBMF1608T2R2M | RoHS | 2.2                              | $\pm 20\%$              | 80   | 0.17   | 190                        | 560                              | 7.96                         |
| CBMF1608T3R3M | RoHS | 3.3                              | $\pm 20\%$              | 60   | 0.22   | 170                        | 500                              | 7.96                         |
| CBMF1608T4R7M | RoHS | 4.7                              | $\pm 20\%$              | 45   | 0.24   | 145                        | 470                              | 7.96                         |
| CBMF1608T100□ | RoHS | 10                               | $\pm 10\%$ , $\pm 20\%$ | 32   | 0.36   | 115                        | 380                              | 2.52                         |
| CBMF1608T220□ | RoHS | 22                               | $\pm 10\%$ , $\pm 20\%$ | 16   | 1.0  | 70                         | 230                              | 2.52                         |
| CBMF1608T470□ | RoHS | 47                               | $\pm 10\%$ , $\pm 20\%$ | 11   | 2.5  | 50                         | 140                              | 2.52                         |

● 2012 (0805) type

| Parts number  | EHS  | Nominal inductance<br>[ $\mu$ H] | Inductance tolerance    | Self-resonant<br>frequency<br>[MHz] (min.) | DC Resistance<br>[ $\Omega$ ] ( $\pm 30\%$ ) | Rated current ※) [mA]      |                                  | Measuring<br>frequency [MHz] |
|---------------|------|----------------------------------|-------------------------|--|--|----------------------------|----------------------------------|------------------------------|
|               |      |                                  |                         |  |  | Saturation current<br>Idc1 | Temperature rise current<br>Idc2 |                              |
| CB 2012T1R0M  | RoHS | 1.0                              | $\pm 20\%$              | 100  | 0.15   | 500                        | 900                              | 7.96                         |
| CB 2012T2R2M  | RoHS | 2.2                              | $\pm 20\%$              | 80   | 0.23   | 410                        | 770                              | 7.96                         |
| CB 2012T3R3M  | RoHS | 3.3                              | $\pm 20\%$              | 55   | 0.30   | 330                        | 650                              | 7.96                         |
| CB 2012T4R7M  | RoHS | 4.7                              | $\pm 20\%$              | 45   | 0.40   | 300                        | 580                              | 7.96                         |
| CB 2012T6R8M  | RoHS | 6.8                              | $\pm 20\%$              | 38   | 0.47   | 250                        | 540                              | 7.96                         |
| CB 2012T100□  | RoHS | 10                               | $\pm 10\%$ , $\pm 20\%$ | 32   | 0.70   | 190                        | 440                              | 2.52                         |
| CB 2012T100□R | RoHS | 10                               | $\pm 10\%$ , $\pm 20\%$ | 32   | 0.50   | 200                        | 520                              | 2.52                         |
| CB 2012T150□  | RoHS | 15                               | $\pm 10\%$ , $\pm 20\%$ | 28   | 1.3  | 170                        | 320                              | 2.52                         |
| CB 2012T220□  | RoHS | 22                               | $\pm 10\%$ , $\pm 20\%$ | 16   | 1.7  | 135                        | 280                              | 2.52                         |
| CB 2012T470□  | RoHS | 47                               | $\pm 10\%$ , $\pm 20\%$ | 11   | 3.7  | 90                         | 190                              | 2.52                         |
| CB 2012T680□  | RoHS | 68                               | $\pm 10\%$ , $\pm 20\%$ | 10   | 6.0  | 70                         | 140                              | 2.52                         |
| CB 2012T101□  | RoHS | 100                              | $\pm 10\%$ , $\pm 20\%$ | 8  | 7.0  | 60                         | 130                              | 0.796                        |

| Parts number  | EHS  | Nominal inductance<br>[ $\mu$ H] | Inductance tolerance    | Self-resonant<br>frequency<br>[MHz] (min.) | DC Resistance<br>[ $\Omega$ ] ( $\pm 30\%$ ) | Rated current ※) [mA]      |                                  | Measuring<br>frequency [MHz] |
|---------------|------|----------------------------------|-------------------------|--|--|----------------------------|----------------------------------|------------------------------|
|               |      |                                  |                         |  |  | Saturation current<br>Idc1 | Temperature rise current<br>Idc2 |                              |
| CB C2012T1R0M | RoHS | 1.0                              | $\pm 20\%$              | 100  | 0.19   | 700                        | 840                              | 7.96                         |
| CB C2012T2R2M | RoHS | 2.2                              | $\pm 20\%$              | 70   | 0.33   | 530                        | 640                              | 7.96                         |
| CB C2012T4R7M | RoHS | 4.7                              | $\pm 20\%$              | 45   | 0.50   | 360                        | 520                              | 7.96                         |
| CB C2012T100□ | RoHS | 10                               | $\pm 10\%$ , $\pm 20\%$ | 40   | 1.2  | 240                        | 340                              | 2.52                         |
| CB C2012T220□ | RoHS | 22                               | $\pm 10\%$ , $\pm 20\%$ | 16   | 3.7  | 170                        | 190                              | 2.52                         |
| CB C2012T470□ | RoHS | 47                               | $\pm 10\%$ , $\pm 20\%$ | 11   | 5.8  | 120                        | 150                              | 2.52                         |

| Parts number  | EHS  | Nominal inductance<br>[ $\mu$ H] | Inductance tolerance | Self-resonant<br>frequency<br>[MHz] (min.) | DC Resistance<br>[ $\Omega$ ] ( $\pm 30\%$ ) | Rated current ※) [mA]      |                                  | Measuring<br>frequency [MHz] |
|---------------|------|----------------------------------|----------------------|--|--|----------------------------|----------------------------------|------------------------------|
|               |      |                                  |                      |  |  | Saturation current<br>Idc1 | Temperature rise current<br>Idc2 |                              |
| CB L2012T1R0M | RoHS | 1.0                              | $\pm 20\%$           | 100  | 0.15   | 620                        | 950                              | 0.1                          |
| CB L2012T2R2M | RoHS | 2.2                              | $\pm 20\%$           | 80   | 0.39   | 440                        | 590                              | 0.1                          |
| CB L2012T4R7M | RoHS | 4.7                              | $\pm 20\%$           | 45   | 0.66   | 275                        | 490                              | 0.1                          |
| CB L2012T100M | RoHS | 10                               | $\pm 20\%$           | 32   | 1.0  | 205                        | 370                              | 0.1                          |
| CB L2012T220M | RoHS | 22                               | $\pm 20\%$           | 23   | 2.1  | 150                        | 250                              | 0.1                          |
| CB L2012T470M | RoHS | 47                               | $\pm 20\%$           | 11   | 4.2  | 100                        | 140                              | 0.1                          |

● 2016 (0806) type

| Parts number | EHS  | Nominal inductance<br>[ $\mu$ H] | Inductance tolerance    | Self-resonant<br>frequency<br>[MHz] (min.) | DC Resistance<br>[ $\Omega$ ] ( $\pm 30\%$ ) | Rated current ※) [mA]      |                                  | Measuring<br>frequency [MHz] |
|--------------|------|----------------------------------|-------------------------|--|--|----------------------------|----------------------------------|------------------------------|
|              |      |                                  |                         |  |  | Saturation current<br>Idc1 | Temperature rise current<br>Idc2 |                              |
| CB 2016T1R0M | RoHS | 1.0                              | $\pm 20\%$              | 100  | 0.09   | 600                        | 1,100                            | 7.96                         |
| CB 2016T1R5M | RoHS | 1.5                              | $\pm 20\%$              | 80   | 0.11   | 550                        | 1,000                            | 7.96                         |
| CB 2016T2R2M | RoHS | 2.2                              | $\pm 20\%$              | 70   | 0.13   | 510                        | 1,000                            | 7.96                         |
| CB 2016T3R3M | RoHS | 3.3                              | $\pm 20\%$              | 55   | 0.20   | 400                        | 800                              | 7.96                         |
| CB 2016T4R7M | RoHS | 4.7                              | $\pm 20\%$              | 45   | 0.25   | 340                        | 740                              | 7.96                         |
| CB 2016T6R8M | RoHS | 6.8                              | $\pm 20\%$              | 38   | 0.35   | 300                        | 600                              | 7.96                         |
| CB 2016T100□ | RoHS | 10                               | $\pm 10\%$ , $\pm 20\%$ | 32   | 0.50   | 250                        | 520                              | 2.52                         |
| CB 2016T150□ | RoHS | 15                               | $\pm 10\%$ , $\pm 20\%$ | 28   | 0.70   | 210                        | 440                              | 2.52                         |
| CB 2016T220□ | RoHS | 22                               | $\pm 10\%$ , $\pm 20\%$ | 16   | 1.0  | 165                        | 370                              | 2.52                         |
| CB 2016T330□ | RoHS | 33                               | $\pm 10\%$ , $\pm 20\%$ | 14   | 1.7  | 130                        | 270                              | 2.52                         |
| CB 2016T470□ | RoHS | 47                               | $\pm 10\%$ , $\pm 20\%$ | 11   | 2.4  | 110                        | 240                              | 2.52                         |
| CB 2016T680□ | RoHS | 68                               | $\pm 10\%$ , $\pm 20\%$ | 10   | 3.0  | 90                         | 210                              | 2.52                         |
| CB 2016T101□ | RoHS | 100                              | $\pm 10\%$ , $\pm 20\%$ | 8  | 4.5  | 70                         | 170                              | 0.796                        |

□ Please specify the Inductance tolerance code (Kor M)

- ※) The saturation current value (Idc1) is the DC current value having inductance decrease down to 30%. (at 20°C)
- ※) The temperature rise current value (Idc2) is the DC current value having temperature increase by 40°C. (at 20°C)
- ※) The rated current value is following either Idc1 or Idc2, which is the lower one.

■ PARTS NUMBER

| Parts number  | EHS  | Nominal inductance<br>[μH] | Inductance tolerance | Self-resonant<br>frequency<br>[MHz] (min.) | DC Resistance<br>[Ω] (±30%) | Rated current ※) [mA]      |                                  | Measuring<br>frequency [MHz] |
|---------------|------|----------------------------|----------------------|--|-----------------------------|----------------------------|----------------------------------|------------------------------|
|               |      |                            |                      |  |                             | Saturation current<br>Idc1 | Temperature rise current<br>Idc2 |                              |
| CB C2016T1R0M | RoHS | 1.0                        | ±20%                 | 100  | 0.10                        | 1,100                      | 1,100                            | 7.96                         |
| CB C2016T1R5M | RoHS | 1.5                        | ±20%                 | 80   | 0.15                        | 1,000                      | 1,000                            | 7.96                         |
| CB C2016T2R2M | RoHS | 2.2                        | ±20%                 | 70   | 0.20                        | 750                        | 720                              | 7.96                         |
| CB C2016T3R3M | RoHS | 3.3                        | ±20%                 | 55   | 0.27                        | 600                        | 610                              | 7.96                         |
| CB C2016T4R7M | RoHS | 4.7                        | ±20%                 | 45   | 0.37                        | 550                        | 530                              | 7.96                         |
| CB C2016T6R8M | RoHS | 6.8                        | ±20%                 | 38   | 0.59                        | 450                        | 450                              | 7.96                         |
| CB C2016T100□ | RoHS | 10                         | ±10%, ±20%           | 32   | 0.82                        | 380                        | 350                              | 2.52                         |
| CB C2016T150□ | RoHS | 15                         | ±10%, ±20%           | 28   | 1.2                         | 300                        | 300                              | 2.52                         |
| CB C2016T220□ | RoHS | 22                         | ±10%, ±20%           | 16   | 1.8                         | 250                        | 240                              | 2.52                         |
| CB C2016T330□ | RoHS | 33                         | ±10%, ±20%           | 14   | 2.8                         | 220                        | 220                              | 2.52                         |
| CB C2016T470□ | RoHS | 47                         | ±10%, ±20%           | 11   | 4.3                         | 150                        | 150                              | 2.52                         |
| CB C2016T680□ | RoHS | 68                         | ±10%, ±20%           | 10   | 7.0                         | 130                        | 130                              | 2.52                         |
| CB C2016T101□ | RoHS | 100                        | ±10%, ±20%           | 8  | 8.0                         | 110                        | 110                              | 0.796                        |

● 2518(1007) type

| Parts number  | EHS  | Nominal inductance<br>[μH] | Inductance tolerance | Self-resonant<br>frequency<br>[MHz] (min.) | DC Resistance<br>[Ω] (±30%) | Rated current ※) [mA]      |                                  | Measuring<br>frequency [MHz] |
|---------------|------|----------------------------|----------------------|--|-----------------------------|----------------------------|----------------------------------|------------------------------|
|               |      |                            |                      |  |                             | Saturation current<br>Idc1 | Temperature rise current<br>Idc2 |                              |
| CB 2518T1R0M  | RoHS | 1.0                        | ±20%                 | 100  | 0.06                        | 1,200                      | 1,500                            | 7.96                         |
| CB 2518T1R5M  | RoHS | 1.5                        | ±20%                 | 80   | 0.07                        | 650                        | 1,400                            | 7.96                         |
| CB 2518T2R2M  | RoHS | 2.2                        | ±20%                 | 68   | 0.09                        | 510                        | 1,300                            | 7.96                         |
| CB 2518T3R3M  | RoHS | 3.3                        | ±20%                 | 54   | 0.11                        | 440                        | 1,200                            | 7.96                         |
| CB 2518T4R7MR | RoHS | 4.7                        | ±20%                 | 46   | 0.10                        | 310                        | 1,200                            | 7.96                         |
| CB 2518T4R7M  | RoHS | 4.7                        | ±20%                 | 46   | 0.13                        | 340                        | 1,100                            | 7.96                         |
| CB 2518T6R8M  | RoHS | 6.8                        | ±20%                 | 38   | 0.15                        | 270                        | 930                              | 7.96                         |
| CB 2518T100□  | RoHS | 10                         | ±10%, ±20%           | 30   | 0.25                        | 250                        | 820                              | 2.52                         |
| CB 2518T150□  | RoHS | 15                         | ±10%, ±20%           | 23   | 0.32                        | 180                        | 650                              | 2.52                         |
| CB 2518T220□  | RoHS | 22                         | ±10%, ±20%           | 19   | 0.50                        | 165                        | 580                              | 2.52                         |
| CB 2518T330□  | RoHS | 33                         | ±10%, ±20%           | 15   | 0.70                        | 130                        | 460                              | 2.52                         |
| CB 2518T470□  | RoHS | 47                         | ±10%, ±20%           | 12   | 0.95                        | 110                        | 420                              | 2.52                         |
| CB 2518T680□  | RoHS | 68                         | ±10%, ±20%           | 9.5  | 1.5                         | 70                         | 310                              | 2.52                         |
| CB 2518T101□  | RoHS | 100                        | ±10%, ±20%           | 9.0  | 2.1                         | 60                         | 260                              | 0.796                        |
| CB 2518T151□  | RoHS | 150                        | ±10%, ±20%           | 7.0  | 3.2                         | 55                         | 210                              | 0.796                        |
| CB 2518T221□  | RoHS | 220                        | ±10%, ±20%           | 5.5  | 4.5                         | 50                         | 180                              | 0.796                        |
| CB 2518T331□  | RoHS | 330                        | ±10%, ±20%           | 4.5  | 7.0                         | 40                         | 140                              | 0.796                        |
| CB 2518T471□  | RoHS | 470                        | ±10%, ±20%           | 3.5  | 10                          | 35                         | 120                              | 0.796                        |
| CB 2518T681□  | RoHS | 680                        | ±10%, ±20%           | 3.0  | 17                          | 30                         | 90                               | 0.796                        |
| CB 2518T102□  | RoHS | 1000                       | ±10%, ±20%           | 2.4  | 24                          | 25                         | 75                               | 0.252                        |

| Parts number  | EHS  | Nominal inductance<br>[μH] | Inductance tolerance | Self-resonant<br>frequency<br>[MHz] (min.) | DC Resistance<br>[Ω] (±30%) | Rated current ※) [mA]      |                                  | Measuring<br>frequency [MHz] |
|---------------|------|----------------------------|----------------------|--|-----------------------------|----------------------------|----------------------------------|------------------------------|
|               |      |                            |                      |  |                             | Saturation current<br>Idc1 | Temperature rise current<br>Idc2 |                              |
| CB C2518T1R0M | RoHS | 1.0                        | ±20%                 | 100  | 0.08                        | 1,000                      | 1,200                            | 7.96                         |
| CB C2518T1R5M | RoHS | 1.5                        | ±20%                 | 80   | 0.11                        | 950                        | 1,190                            | 7.96                         |
| CB C2518T2R2M | RoHS | 2.2                        | ±20%                 | 68   | 0.13                        | 890                        | 1,100                            | 7.96                         |
| CB C2518T3R3M | RoHS | 3.3                        | ±20%                 | 54   | 0.16                        | 730                        | 1,020                            | 7.96                         |
| CB C2518T4R7M | RoHS | 4.7                        | ±20%                 | 41   | 0.20                        | 680                        | 920                              | 7.96                         |
| CB C2518T6R8M | RoHS | 6.8                        | ±20%                 | 38   | 0.30                        | 550                        | 740                              | 7.96                         |
| CB C2518T100□ | RoHS | 10                         | ±10%, ±20%           | 30   | 0.36                        | 480                        | 680                              | 2.52                         |
| CB C2518T150□ | RoHS | 15                         | ±10%, ±20%           | 23   | 0.65                        | 350                        | 500                              | 2.52                         |
| CB C2518T220□ | RoHS | 22                         | ±10%, ±20%           | 19   | 0.77                        | 320                        | 460                              | 2.52                         |
| CB C2518T330□ | RoHS | 33                         | ±10%, ±20%           | 15   | 1.5                         | 270                        | 320                              | 2.52                         |
| CB C2518T470□ | RoHS | 47                         | ±10%, ±20%           | 12   | 1.9                         | 240                        | 290                              | 2.52                         |
| CB C2518T680□ | RoHS | 68                         | ±10%, ±20%           | 9.5  | 2.8                         | 200                        | 200                              | 2.52                         |
| CB C2518T101□ | RoHS | 100                        | ±10%, ±20%           | 9.0  | 3.7                         | 160                        | 170                              | 0.796                        |
| CB C2518T151□ | RoHS | 150                        | ±10%, ±20%           | 7.0  | 6.1                         | 140                        | 130                              | 0.796                        |
| CB C2518T221□ | RoHS | 220                        | ±10%, ±20%           | 5.5  | 8.4                         | 115                        | 110                              | 0.796                        |
| CB C2518T331□ | RoHS | 330                        | ±10%, ±20%           | 4.5  | 12.3                        | 100                        | 90                               | 0.796                        |
| CB C2518T471□ | RoHS | 470                        | ±10%, ±20%           | 3.5  | 22                          | 80                         | 70                               | 0.796                        |
| CB C2518T681□ | RoHS | 680                        | ±10%, ±20%           | 3.0  | 28                          | 65                         | 60                               | 0.796                        |

□ Please specify the Inductance tolerance code (Kor M)

※) The saturation current value (Idc1) is the DC current value having inductance decrease down to 30%. (at 20°C)

※) The temperature rise current value (Idc2) is the DC current value having temperature increase by 40°C. (at 20°C)

※) The rated current value is following either Idc1 or Idc2, which is the lower one.

## 3225 (1210) type

| Parts number   | EHS  | Nominal inductance<br>[ $\mu$ H] | Inductance tolerance    | Self-resonant<br>frequency<br>[MHz] (min.) | DC Resistance<br>[ $\Omega$ ] ( $\pm 30\%$ ) | Rated current ※) [mA]      |                                  | Measuring<br>frequency [MHz] |
|----------------|------|----------------------------------|-------------------------|--|--|----------------------------|----------------------------------|------------------------------|
|                |      |                                  |                         |  |  | Saturation current<br>Idc1 | Temperature rise current<br>Idc2 |                              |
| CB C3225T1R0MR | RoHS | 1.0                              | $\pm 20\%$              | 250  | 0.055  | 2,000                      | 1,440                            | 0.1                          |
| CB C3225T1R5MR | RoHS | 1.5                              | $\pm 20\%$              | 220  | 0.060  | 2,000                      | 1,310                            | 0.1                          |
| CB C3225T2R2MR | RoHS | 2.2                              | $\pm 20\%$              | 190  | 0.080  | 2,000                      | 1,130                            | 0.1                          |
| CB C3225T3R3MR | RoHS | 3.3                              | $\pm 20\%$              | 160  | 0.095  | 2,000                      | 1,040                            | 0.1                          |
| CB C3225T4R7MR | RoHS | 4.7                              | $\pm 20\%$              | 70   | 0.100  | 1,250                      | 1,010                            | 0.1                          |
| CB C3225T6R8MR | RoHS | 6.8                              | $\pm 20\%$              | 50   | 0.120  | 950                        | 940                              | 0.1                          |
| CB C3225T100□R | RoHS | 10                               | $\pm 10\%$ , $\pm 20\%$ | 23   | 0.133  | 900                        | 900                              | 0.1                          |
| CB C3225T150□R | RoHS | 15                               | $\pm 10\%$ , $\pm 20\%$ | 20   | 0.195  | 730                        | 850                              | 0.1                          |
| CB C3225T220□R | RoHS | 22                               | $\pm 10\%$ , $\pm 20\%$ | 17   | 0.27   | 620                        | 780                              | 0.1                          |
| CB C3225T330□R | RoHS | 33                               | $\pm 10\%$ , $\pm 20\%$ | 13   | 0.41   | 500                        | 570                              | 0.1                          |
| CB C3225T470□R | RoHS | 47                               | $\pm 10\%$ , $\pm 20\%$ | 10   | 0.67   | 390                        | 480                              | 0.1                          |
| CB C3225T680□R | RoHS | 68                               | $\pm 10\%$ , $\pm 20\%$ | 8.0  | 1.0  | 320                        | 410                              | 0.1                          |
| CB C3225T101□R | RoHS | 100                              | $\pm 10\%$ , $\pm 20\%$ | 6.0  | 1.4  | 270                        | 340                              | 0.1                          |
| CB C3225T221□R | RoHS | 220                              | $\pm 10\%$ , $\pm 20\%$ | 3.0  | 2.5  | 190                        | 190                              | 0.1                          |
| CB C3225T821□R | RoHS | 820                              | $\pm 10\%$ , $\pm 20\%$ | 1.8  | 12   | 110                        | 110                              | 0.1                          |
| CB C3225T102□R | RoHS | 1000                             | $\pm 10\%$ , $\pm 20\%$ | 1.6  | 13   | 100                        | 100                              | 0.1                          |

□ Please specify the Inductance tolerance code (Kor M)

- ※) The saturation current value (Idc1) is the DC current value having inductance decrease down to 30%. ( at 20°C)  
 ※) The temperature rise current value (Idc2) is the DC current value having temperature increase by 40°C. ( at 20°C)  
 ※) The rated current value is following either Idc1 or Idc2, which is the lower one.

# WIRE-WOUND CHIP INDUCTORS (LB SERIES), WIRE-WOUND CHIP POWER INDUCTORS (CB SERIES), WIRE-WOUND CHIP INDUCTORS FOR SIGNAL LINES (LB SERIES M TYPE)

## PACKAGING

### ① Minimum Quantity

| Type     | Standard Quantity [pcs] |               |
|----------|-------------------------|---------------|
|          | Paper Tape              | Embossed Tape |
| LB C3225 | —                       | 1000          |
| CB C3225 | —                       | 1000          |
| LB 3218  | —                       | 2000          |
| LB R2518 | —                       | 2000          |
| LB C2518 | —                       | 2000          |
| LB 2518  | —                       | 2000          |
| CB 2518  | —                       | 2000          |
| CB C2518 | —                       | 2000          |
| LBM2016  | —                       | 2000          |
| LB C2016 | —                       | 2000          |
| LB 2016  | —                       | 2000          |
| CB 2016  | —                       | 2000          |
| CB C2016 | —                       | 2000          |
| LB 2012  | —                       | 3000          |
| LB C2012 | —                       | 3000          |
| LB R2012 | —                       | 3000          |
| CB 2012  | —                       | 3000          |
| CB C2012 | —                       | 3000          |
| CB L2012 | 4000                    | —             |
| LB 1608  | 4000                    | —             |
| LBMF1608 | —                       | 3000          |
| CBMF1608 | —                       | 3000          |

### ② Tape material

#### ● Embossed tape



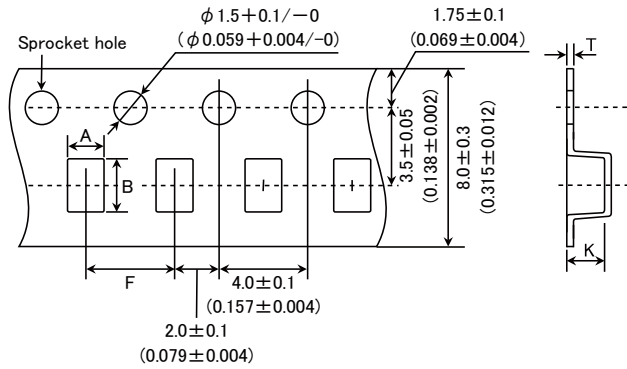
#### ● Card board carrier tape



▶ This catalog contains the typical specification only due to the limitation of space. When you consider the purchase of our products, please check our specification. For details of each product (characteristics graph, reliability information, precautions for use, and so on), see our Web site (<http://www.ty-top.com/>).

### ③ Taping Dimensions

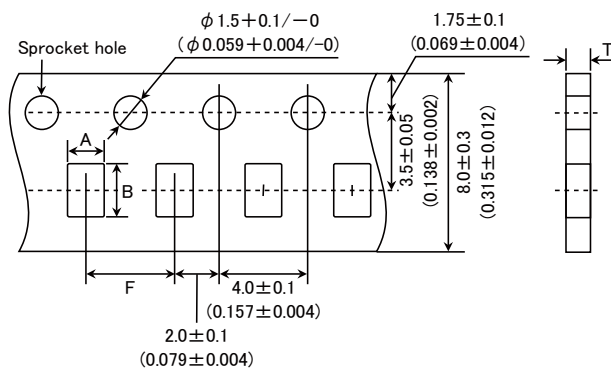
#### ● Embossed Tape (0.315 inches wide)



| Type   | Chip cavity                   |                               | Insertion pitch              | Tape thickness                 |                         |
|--|-------------------------------|-------------------------------|------------------------------|--------------------------------|-------------------------|
|  | A                             | B                             | F                            | T                              | K                       |
| LBM2016  | 1.75 ± 0.1<br>(0.069 ± 0.004) | 2.1 ± 0.1<br>(0.083 ± 0.004)  | 4.0 ± 0.1<br>(0.157 ± 0.004) | 0.3 ± 0.05<br>(0.012 ± 0.002)  | 1.9max.<br>(0.075max.)  |
| LB C3225<br>CB C3225                                   | 2.8 ± 0.1<br>(0.110 ± 0.004)  | 3.5 ± 0.1<br>(0.138 ± 0.004)  | 4.0 ± 0.1<br>(0.157 ± 0.004) | 0.3 ± 0.05<br>(0.012 ± 0.002)  | 4.0max.<br>(0.157max.)  |
| LB 3218  | 2.1 ± 0.1<br>(0.083 ± 0.004)  | 3.5 ± 0.1<br>(0.138 ± 0.004)  | 4.0 ± 0.1<br>(0.157 ± 0.004) | 0.3 ± 0.05<br>(0.012 ± 0.002)  | 2.2max.<br>(0.087max.)  |
| LB 2518<br>CB 2518<br>LB C2518<br>CB C2518<br>LB R2518 | 2.15 ± 0.1<br>(0.085 ± 0.004) | 2.7 ± 0.1<br>(0.106 ± 0.004)  | 4.0 ± 0.1<br>(0.157 ± 0.004) | 0.3 ± 0.05<br>(0.012 ± 0.002)  | 2.2max.<br>(0.087max.)  |
| LB 2016<br>CB 2016<br>LB C2016<br>CB C2016             | 1.75 ± 0.1<br>(0.069 ± 0.004) | 2.1 ± 0.1<br>(0.083 ± 0.004)  | 4.0 ± 0.1<br>(0.157 ± 0.004) | 0.3 ± 0.05<br>(0.012 ± 0.002)  | 1.9max.<br>(0.075max.)  |
| LB 2012<br>CB 2012<br>LB C2012<br>CB C2012<br>LB R2012 | 1.45 ± 0.1<br>(0.057 ± 0.004) | 2.25 ± 0.1<br>(0.089 ± 0.004) | 4.0 ± 0.1<br>(0.157 ± 0.004) | 0.25 ± 0.05<br>(0.010 ± 0.002) | 1.45max.<br>(0.057max.) |
| LBMF1608<br>CBMF1608                                   | 1.1 ± 0.1<br>(0.043 ± 0.004)  | 1.9 ± 0.1<br>(0.075 ± 0.004)  | 4.0 ± 0.1<br>(0.157 ± 0.004) | 0.25 ± 0.05<br>(0.010 ± 0.002) | 1.2max.<br>(0.047max.)  |

Unit: mm (inch)

#### ● Card board carrier tape (0.315 inches wide)



| Type     | Chip cavity                   |                              | Insertion pitch              | Tape thickness         |
|----------|-------------------------------|------------------------------|------------------------------|------------------------|
|          | A                             | B                            | F                            | T                      |
| CB L2012 | 1.55 ± 0.1<br>(0.061 ± 0.004) | 2.3 ± 0.1<br>(0.091 ± 0.004) | 4.0 ± 0.1<br>(0.157 ± 0.004) | 1.1max.<br>(0.043max.) |
| LB 1608  | 1.0 ± 0.1<br>(0.039 ± 0.004)  | 1.8 ± 0.1<br>(0.071 ± 0.004) | 4.0 ± 0.1<br>(0.157 ± 0.004) | 1.1max.<br>(0.043max.) |

Unit: mm (inch)

#### ④ Leader and Blank Portion



#### ⑤ Reel Size



#### ⑥ Top Tape Strength

The top tape requires a peel-off force 0.2 to 0.7N in the direction of the arrow as illustrated below.





# WIRE-WOUND CHIP INDUCTORS (LB SERIES), WIRE-WOUND CHIP POWER INDUCTORS (CB SERIES), WIRE-WOUND CHIP INDUCTORS FOR SIGNAL LINES (LB SERIES M TYPE)

## RELIABILITY DATA

| 1. Operating temperature Range                 |  |   |
|--|--|---|
| Specified Value                                | LB, LBC, LBR, LBMF Series  | -40~ +105°C (Including self-generated heat) |
|  | CB, CBC, CBL, CBMF Series  |   |
|  | LBM Series   |   |
| 2. Storage Temperature Range (after soldering) |  |   |
| Specified Value                                | LB, LBC, LBR, LBMF Series  | -40~ +85°C                                  |
|  | CB, CBC, CBL, CBMF Series  |   |
|  | LBM Series   |   |
| Test Methods and Remarks                       | LB, CB Series :<br>Please refer the term of "7. storage conditions" in precautions.  |   |
| 3. Rated Current                               |  |   |
| Specified Value                                | LB, LBC, LBR, LBMF Series  | Within the specified tolerance              |
|  | CB, CBC, CBL, CBMF Series  |   |
|  | LBM Series   |   |
| 4. Inductance                                  |  |   |
| Specified Value                                | LB, LBC, LBR, LBMF Series  | Within the specified tolerance              |
|  | CB, CBC, CBL, CBMF Series  |   |
|  | LBM Series   |   |
| Test Methods and Remarks                       | LB・LBC・LBR・CB・CBC・CBL・LBMF・CBMF・LBM Series<br>Measuring equipment : LCR Meter (HP4285A or its equivalent)<br>Measuring frequency : Specified frequency |   |
| 5. Q   |  |   |
| Specified Value                                | LB, LBC, LBR, LBMF Series  | -   |
|  | CB, CBC, CBL, CBMF Series  |   |
|  | LBM Series   |   |
| Test Methods and Remarks                       | LBM Series<br>Measuring equipment : LCR Meter (HP4285A or its equivalent)<br>Measuring frequency : Specified frequency                                 |   |
| 6. DC Resitance                                |  |   |
| Specified Value                                | LB, LBC, LBR, LBMF Series  | Within the specified tolerance              |
|  | CB, CBC, CBL, CBMF Series  |   |
|  | LBM Series   |   |
| Test Methods and Remarks                       | Measuring equipment : DC Ohmmeter (HIOKI 3227 or its equivalent)   |   |
| 7. Self-Resonant Frequency                     |  |   |
| Specified Value                                | LB, LBC, LBR, LBMF Series  | Within the specified tolerance              |
|  | CB, CBC, CBL, CBMF Series  |   |
|  | LBM Series   |   |
| Test Methods and Remarks                       | Measuring equipment : Impedance analyzer (HP4291A or its equivalent)   |   |

▶ This catalog contains the typical specification only due to the limitation of space. When you consider the purchase of our products, please check our specification.  
For details of each product (characteristics graph, reliability information, precautions for use, and so on), see our Web site (<http://www.ty-top.com/>).

| 8. Temperature Characteristic |   |          |         |         |                                       |
|-------------------------------|---|----------|---------|---------|---------------------------------------|
| Specified Value               | LBM2016   |          |         |         | Inductance change : Within $\pm 5\%$  |
|                               | LB1608  | LB2012   | LBR2012 | CB2012  | Inductance change : Within $\pm 20\%$ |
|                               | CBL2012   | LB2016   | CB2016  | LB2518  |                                       |
|                               | LBR2518   | CB2518   | LBC3225 | CBC3225 |                                       |
|                               | LBMF1608  | CBMF1608 | LBC2016 | CBC2016 | Inductance change : Within $\pm 25\%$ |
| LBC2518                       | CBC2518   | LB3218   |         |         |                                       |
| Test Methods and Remarks      | LBC2012   | CBC2012  |         |         | Inductance change : Within $\pm 35\%$ |
|                               | Based on the inductance at 20°C and Measured at the ambient of $-40^{\circ}\text{C} \sim +85^{\circ}\text{C}$ . |          |         |         |                                       |

| 9. Resistance to Flexure of Substrate |  |  |            |
|---------------------------------------|--|--|------------|
| Specified Value                       | LB, LBC, LBR, LBMF Series  |  | No damage. |
|                                       | CB, CBC, CBL, CBMF Series  |  |            |
|                                       | LBM Series   |  |            |
| Test Methods and Remarks              | Warp : 2mm (LB·LBC·LBR·CB·CBC·CBL·LBM·LBMF·CBMF Series)  |  |            |
|                                       | Test substrate : Glass epoxy-resin substrate<br>Thickness : 0.8mm (LB1608·LBMF1608·CBMF1608)<br>: 1.0mm (Others) |  |            |
|                                       |  |  |            |

| 10. Body Strength        |   |  |            |
|--------------------------|---|--|------------|
| Specified Value          | LB, LBC, LBR, LBMF Series   |  | No damage. |
|                          | CB, CBC, CBL, CBMF Series   |  |            |
|                          | LBM Series  |  |            |
| Test Methods and Remarks | LB·LBC·LBR·CB·CBC·CBL·LBM   |  |            |
|                          | Applied force : 10N<br>Duration : 10sec.<br>LB1608·LBMF1608·CBMF1608<br>Applied force : 5N<br>Duration : 10sec. |  |            |

| 11. Adhesion of terminal electrode |   |  |                 |
|------------------------------------|---|--|-----------------|
| Specified Value                    | LB, LBC, LBR, LBMF Series   |  | No abnormality. |
|                                    | CB, CBC, CBL, CBMF Series   |  |                 |
|                                    | LBM Series  |  |                 |
| Test Methods and Remarks           | LB·LBC·LBR·CB·CBC·CBL·LBM·LBMF·CBMF   |  |                 |
|                                    | Applied force : 10N to X and Y directions<br>Duration : 5 sec.<br>Test substrate : Printed board<br>LB1608·CBMF1608·LBMF1608<br>Applied force : 5N to X and Y directions<br>Duration : 5 sec.<br>Test substrate : Printed board |  |                 |

▶ This catalog contains the typical specification only due to the limitation of space. When you consider the purchase of our products, please check our specification.  
 For details of each product (characteristics graph, reliability information, precautions for use, and so on), see our Web site (<http://www.ty-top.com/>).

| 12. Resistance to vibration |   |  |
|-----------------------------|---|--|
| Specified Value             | LB, LBC, LBR, LBMF Series   | Inductance change : Within $\pm 10\%$<br>No significant abnormality in appearance.                                   |
|                             | CB, CBC, CBL, CBMF Series   |  |
|                             | LBM Series  | Inductance change : Within $\pm 5\%$<br>No significant abnormality in appearance.                                    |
| Test Methods and Remarks    | LB·LBR·LBC·CB·CBC·CBL·LBM·LBMF·CBMF :   |  |
|                             | The given sample is soldered to the board and then it is tested depending on the conditions of the following table. |  |
|                             | Vibration Frequency   | 10~55Hz  |
|                             | Total Amplitude   | 1.5mm (May not exceed acceleration 196m/s <sup>2</sup> )   |
|                             | Sweeping Method   | 10Hz to 55Hz to 10Hz for 1min.   |
|                             | Time  | X<br>Y<br>Z<br>For 2 hours on each X, Y, and Z axis.   |
|                             | Recovery  | : At least 2 hrs of recovery under the standard condition after the test, followed by the measurement within 48 hrs. |

| 13. Drop test   |                           |   |
|-----------------|---------------------------|---|
| Specified Value | LB, LBC, LBR, LBMF Series | — |
|                 | CB, CBC, CBL, CBMF Series |   |
|                 | LBM Series                |   |

| 14. Solderability        |                                       |   |
|--------------------------|---------------------------------------|---|
| Specified Value          | LB, LBC, LBR, LBMF Series             | At least 90% of surface of terminal electrode is covered by new |
|                          | CB, CBC, CBL, CBMF Series             |   |
|                          | LBM Series                            |   |
| Test Methods and Remarks | LB·LBC·LBR·CB·CBC·CBL·LBM·LBMF·CBMF : |   |
|                          | Solder temperature                    | : 245 $\pm$ 5 $^{\circ}$ C                                      |
|                          | Duration                              | : 5 $\pm$ 0.5sec  |
|                          | Flux                                  | : Methanol solution with 25% of colophony                       |

| 15. Resistance to soldering |  |                                       |
|-----------------------------|--|---------------------------------------|
| Specified Value             | LB, LBC, LBR, LBMF Series  | Inductance change : Within $\pm 10\%$ |
|                             | CB, CBC, CBL, CBMF Series  |                                       |
|                             | LBM Series   | Inductance change : Within $\pm 5\%$  |
| Test Methods and Remarks    | LB·LBC·LBR·CB·CBC·CBL·LBM·LBMF·CBMF :  |                                       |
|                             | 3 times of reflow oven at 230 $^{\circ}$ C MIN for 40sec. with peak temperature at 260 $^{\circ}$ C for 5sec.<br>Recovery : At least 2 hrs of recovery under the standard condition after the test, followed by the measurement within 48 hrs. |                                       |

| 16. Resistance to solvent |                           |                                |
|---------------------------|---------------------------|--------------------------------|
| Specified Value           | LB, LBC, LBR, LBMF Series | —                              |
|                           | CB, CBC, CBL, CBMF Series |                                |
|                           | LBM Series                |                                |
| Test Methods and Remarks  | Solvent temperature       | : Room temperature             |
|                           | Type of solvent           | : Isopropyl alcohol            |
|                           | Cleaning conditions       | : 90s. Immersion and cleaning. |

| 17. Thermal shock        |  |  |                |
|--------------------------|--|--|----------------|
| Specified Value          | LB, LBC, LBR, LBMF Series  | Inductance change : Within $\pm 10\%$<br>No significant abnormality in appearance.                                   |                |
|                          | CB, CBC, CBL, CBMF Series  |  |                |
|                          | LBM Series   |  |                |
| Test Methods and Remarks | LB·LBC·LBR·CB·CBC·CBL·LBM·LBMF·CBMF :  |  |                |
|                          | The given sample is soldered to the board and then its Inductance is measured after 100cycles of the following conditions. |  |                |
|                          | Conditions of 1 cycle  |  |                |
|                          | Step   | Temperature ( $^{\circ}$ C)  | Duration (min) |
|                          | 1  | -40 $\pm$ 3  | 30 $\pm$ 3     |
|                          | 2  | Room temperature   | Within 3       |
| 3                        | +85 $\pm$ 2  | 30 $\pm$ 3   |                |
| 4                        | Room temperature   | Within 3   |                |
|                          | Recovery   | : At least 2 hrs of recovery under the standard condition after the test, followed by the measurement within 48 hrs. |                |

▶ This catalog contains the typical specification only due to the limitation of space. When you consider the purchase of our products, please check our specification.  
For details of each product (characteristics graph, reliability information, precautions for use, and so on), see our Web site (<http://www.ty-top.com/>).

| 18.Damp heat life test   |   |  |
|--------------------------|---|--|
| Specified Value          | LB, LBC, LBR, LBMF Series   | Inductance change : Within $\pm 10\%$<br>No significant abnormality in appearance. |
|                          | CB, CBC, CBL, CBMF Series   |  |
|                          | LBM Series  |  |
| Test Methods and Remarks | Temperature : $60 \pm 2^\circ\text{C}$<br>Humidity : $90 \sim 95\% \text{RH}$<br>Duration : 1000 hrs<br>Recovery : At least 2 hrs of recovery under the standard condition after the test, followed by the measurement within 48 hrs. |  |

| 19.Loading under damp heat life test |  |  |
|--------------------------------------|--|--|
| Specified Value                      | LB, LBC, LBR, LBMF Series  | Inductance change : Within $\pm 10\%$<br>No significant abnormality in appearance. |
|                                      | CB, CBC, CBL, CBMF Series  |  |
|                                      | LBM Series   |  |
| Test Methods and Remarks             | Temperature : $60 \pm 2^\circ\text{C}$<br>Humidity : $90 \sim 95\% \text{RH}$<br>Duration : 1000 hrs<br>Applied current : Rated current<br>Recovery : At least 2 hrs of recovery under the standard condition after the test, followed by the measurement within 48 hrs. |  |

| 20.High temperature life test |  |  |
|-------------------------------|--|--|
| Specified Value               | LB, LBC, LBR, LBMF Series  | —  |
|                               | CB, CBC, CBL, CBMF Series  | Inductance change : Within $\pm 10\%$<br>No significant abnormality in appearance. |
|                               | LBM Series   |  |
| Test Methods and Remarks      | Temperature : $85 \pm 2^\circ\text{C}$<br>Duration : 1000 hrs<br>Recovery : At least 2 hrs of recovery under the standard condition after the test, followed by the measurement within 48 hrs. |  |

| 21.Loading at high temperature life test |   |   |
|--|---|---|
| Specified Value                          | LB, LBC, LBR, LBMF Series   | Inductance change : Within $\pm 10\%$<br>(LBC3225 Series : Within $\pm 20\%$ )<br>No significant abnormality in appearance. |
|  | CB, CBC, CBL, CBMF Series   |   |
|  | LBM Series  | —   |
| Test Methods and Remarks                 | Temperature : $85 \pm 2^\circ\text{C}$<br>Duration : 1000 hrs<br>Applied current : Rated current<br>Recovery : At least 2 hrs of recovery under the standard condition after the test, followed by the measurement within 48 hrs. |   |

| 22.Low temperature life test |   |  |
|------------------------------|---|--|
| Specified Value              | LB, LBC, LBR, LBMF Series   | Inductance change : Within $\pm 10\%$<br>No significant abnormality in appearance. |
|                              | CB, CBC, CBL, CBMF Series   |  |
|                              | LBM Series  |  |
| Test Methods and Remarks     | Temperature : $-40 \pm 2^\circ\text{C}$<br>Duration : 1000 hrs<br>Recovery : At least 2 hrs of recovery under the standard condition after the test, followed by the measurement within 48 hrs. |  |

| 23.Standard condition |                           |   |
|-----------------------|---------------------------|---|
| Specified Value       | LB, LBC, LBR, LBMF Series | Standard test conditions<br>Unless specified, Ambient temperature is $20 \pm 15^\circ\text{C}$ and the Relative humidity is $65 \pm 20\%$ . If there is any doubt about the test results, further measurement shall be had within the following limits:<br>Ambient Temperature: $20 \pm 2^\circ\text{C}$<br>Relative humidity: $65 \pm 5\%$<br>Inductance value is based on our standard measurement systems. |
|                       | CB, CBC, CBL, CBMF Series |   |
|                       | LBM Series                |   |

▶ This catalog contains the typical specification only due to the limitation of space. When you consider the purchase of our products, please check our specification.  
For details of each product (characteristics graph, reliability information, precautions for use, and so on), see our Web site (<http://www.ty-top.com/>).

# WIRE-WOUND CHIP INDUCTORS (LB SERIES), WIRE-WOUND CHIP POWER INDUCTORS (CB SERIES), WIRE-WOUND CHIP INDUCTORS FOR SIGNAL LINES (LB SERIES M TYPE)

## ■ PRECAUTIONS

| 1. Circuit Design                         |   |
|---|---|
| Precautions                               | <p>◆Operating environment</p> <p>1. The products described in this specification are intended for use in general electronic equipment, (office supply equipment, telecommunications systems, measuring equipment, and household equipment). They are not intended for use in mission-critical equipment or systems requiring special quality and high reliability (traffic systems, safety equipment, aerospace systems, nuclear control systems and medical equipment including life-support systems,) where product failure might result in loss of life, injury or damage. For such uses, contact TAIYO YUDEN Sales Department in advance.</p> |
| 2. PCB Design                             |   |
| Precautions                               | <p>◆Land pattern design</p> <p>1. Please contact any of our offices for a land pattern, and refer to a recommended land pattern of a right figure or specifications.</p>  |
| Technical considerations                  | <p>PRECAUTIONS<br/>【Recommended Land Patterns】</p> <p>Surface Mounting</p> <ul style="list-style-type: none"> <li>• Mounting and soldering conditions should be checked beforehand.</li> <li>• Applicable soldering process to those products is reflow soldering only.</li> </ul>  |
| 3. Considerations for automatic placement |   |
| Precautions                               | <p>◆Adjustment of mounting machine</p> <p>1. Excessive impact load should not be imposed on the products when mounting onto the PC boards.</p> <p>2. Mounting and soldering conditions should be checked beforehand.</p>  |
| Technical considerations                  | <p>1. When installing products, care should be taken not to apply distortion stress as it may deform the products.</p>  |
| 4. Soldering                              |   |
| Precautions                               | <p>◆Reflow soldering( LB and CB Types)</p> <p>1. For reflow soldering with either leaded or lead-free solder, the profile specified in "point for controlling" is recommended.</p> <p>◆Recommended conditions for using a soldering iron</p> <p>1. Put the soldering iron on the land-pattern. Soldering iron's temperature - Below 350°C Duration-3 seconds or less. The soldering iron should not come in contact with inductor directly.</p>   |
| Technical considerations                  | <p>◆Reflow soldering( LB and CB Types)</p> <p>1. Reflow profile</p> <p>Temperature [°C]</p> <p>Heating Time [sec]</p> <p>150~180</p> <p>90±30sec</p> <p>30±10sec</p> <p>230°C min</p> <p>5sec max</p> <p>Peak: 260+0/-5°C</p> <p>◆Recommended conditions for using a soldering iron</p> <p>1. Components can be damaged by excessive heat where soldering conditions exceed the specified range.</p>  |
| 5. Cleaning                               |   |
| Precautions                               | <p>◆Cleaning conditions</p> <p>Washing by supersonic waves shall be avoided.</p>  |
| Technical considerations                  | <p>◆Cleaning conditions</p> <p>If washed by supersonic waves, the products might be broken.</p>   |

| 6. Handling              |   |
|--------------------------|---|
| Precautions              | <ul style="list-style-type: none"> <li>◆ Handling               <ol style="list-style-type: none"> <li>1. Keep the inductors away from all magnets and magnetic objects.</li> </ol> </li> <li>◆ Breakaway PC boards ( splitting along perforations)               <ol style="list-style-type: none"> <li>1. When splitting the PC board after mounting inductors, care should be taken not to give any stresses of deflection or twisting to the board.</li> <li>2. Board separation should not be done manually, but by using the appropriate devices.</li> </ol> </li> <li>◆ Mechanical considerations               <ol style="list-style-type: none"> <li>1. Please do not give the inductors any excessive mechanical shocks.</li> </ol> </li> </ul> |
| Technical considerations | <ul style="list-style-type: none"> <li>◆ Handling               <ol style="list-style-type: none"> <li>1. There is a case that a characteristic varies with magnetic influence.</li> </ol> </li> <li>◆ Breakaway PC boards ( splitting along perforations)               <ol style="list-style-type: none"> <li>1. Planning pattern configurations and the position of products should be carefully performed to minimize stress.</li> </ol> </li> <li>◆ Mechanical considerations               <ol style="list-style-type: none"> <li>1. There is a case to be damaged by a mechanical shock.</li> </ol> </li> </ul>  |

| 7. Storage conditions    |  |
|--------------------------|--|
| Precautions              | <ul style="list-style-type: none"> <li>◆ Storage               <ol style="list-style-type: none"> <li>1. To maintain the solderability of terminal electrodes and to keep the packing material in good condition, temperature and humidity in the storage area should be controlled.                   <ul style="list-style-type: none"> <li>• Recommended conditions                       <ul style="list-style-type: none"> <li>Ambient temperature : 0~40°C</li> <li>Humidity : Below 70% RH</li> </ul> </li> <li>• The ambient temperature must be kept below 30°C. Even under ideal storage conditions, solderability of products electrodes may decrease as time passes.                           <ul style="list-style-type: none"> <li>For this reason, product should be used within 6 months from the time of delivery.</li> <li>In case of storage over 6 months, solderability shall be checked before actual usage.</li> </ul> </li> </ul> </li> </ol> </li> </ul> |
| Technical considerations | <ul style="list-style-type: none"> <li>◆ Storage               <ol style="list-style-type: none"> <li>1. Under a high temperature and humidity environment, problems such as reduced solderability caused by oxidation of terminal electrodes and deterioration of taping/packaging materials may take place.</li> </ol> </li> </ul>   |



Компания «ЭлектроПласт» предлагает заключение долгосрочных отношений при поставках импортных электронных компонентов на взаимовыгодных условиях!

Наши преимущества:

- Оперативные поставки широкого спектра электронных компонентов отечественного и импортного производства напрямую от производителей и с крупнейших мировых складов;
- Поставка более 17-ти миллионов наименований электронных компонентов;
- Поставка сложных, дефицитных, либо снятых с производства позиций;
- Оперативные сроки поставки под заказ (от 5 рабочих дней);
- Экспресс доставка в любую точку России;
- Техническая поддержка проекта, помощь в подборе аналогов, поставка прототипов;
- Система менеджмента качества сертифицирована по Международному стандарту ISO 9001;
- Лицензия ФСБ на осуществление работ с использованием сведений, составляющих государственную тайну;
- Поставка специализированных компонентов (Xilinx, Altera, Analog Devices, Intersil, Interpoint, Microsemi, Aeroflex, Peregrine, Syfer, Eurofarad, Texas Instrument, Miteq, Cobham, E2V, MA-COM, Hittite, Mini-Circuits, General Dynamics и др.);

Помимо этого, одним из направлений компании «ЭлектроПласт» является направление «Источники питания». Мы предлагаем Вам помощь Конструкторского отдела:

- Подбор оптимального решения, техническое обоснование при выборе компонента;
- Подбор аналогов;
- Консультации по применению компонента;
- Поставка образцов и прототипов;
- Техническая поддержка проекта;
- Защита от снятия компонента с производства.



#### Как с нами связаться

**Телефон:** 8 (812) 309 58 32 (многоканальный)

**Факс:** 8 (812) 320-02-42

**Электронная почта:** [org@eplast1.ru](mailto:org@eplast1.ru)

**Адрес:** 198099, г. Санкт-Петербург, ул. Калинина, дом 2, корпус 4, литера А.