

MAXI-CON-X® FIELD INSTALLABLE CONNECTORS



Cable Pin
13X8X-XXPG-XXX
Matching Mates:

- **Cable-Cable**
15X8X-XXSG-XXX
- **Panel**
14XXX-XXSG-XXX



Panel Mount
14X8X-XXXG-XXX
Matching Mates:

- **Cable Pin**
13X8X-XXPG-XXX
- **Cable Socket**
13X8X-XXSG-XXX



P/C Tail Panel Mount
14XXX-XXXG-XXX
Matching Mates:

- **Cable Pin**
13X8X-XXPG-XXX
- **Cable Socket**
13X8X-XXSG-XXX



Cable Socket
13X8X-XXSG-XXX
Matching Mates:

- **Cable-Cable**
15X8X-XXPG-XXX
- **Panel**
14XXX-XXPG-XXX



Cable to Cable
15X8X-XXXG-XXX
Matching Mates:

- **Cable Pin**
13X8X-XXPG-XXX
- **Cable Socket**
13X8X-XXSG-XXX



Winged Coupling Ring
W/14482



Dust Cap
14295

Molded Cable Assemblies (See pages 3 & 26)



Cable End



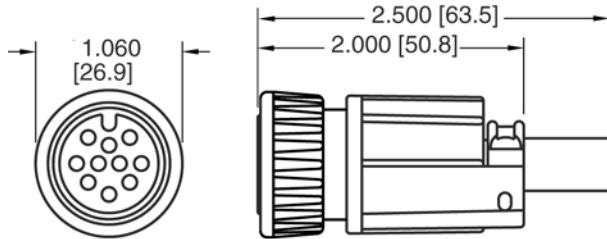
Cable to Cable



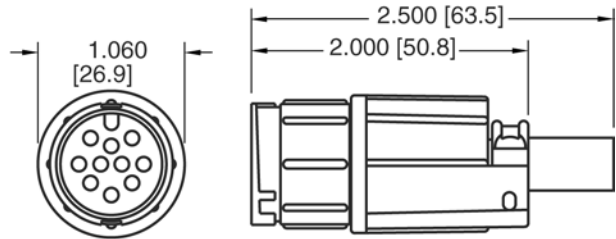
Right Angle

MAXI-CON-X[®] FIELD INSTALLABLE CONNECTORS

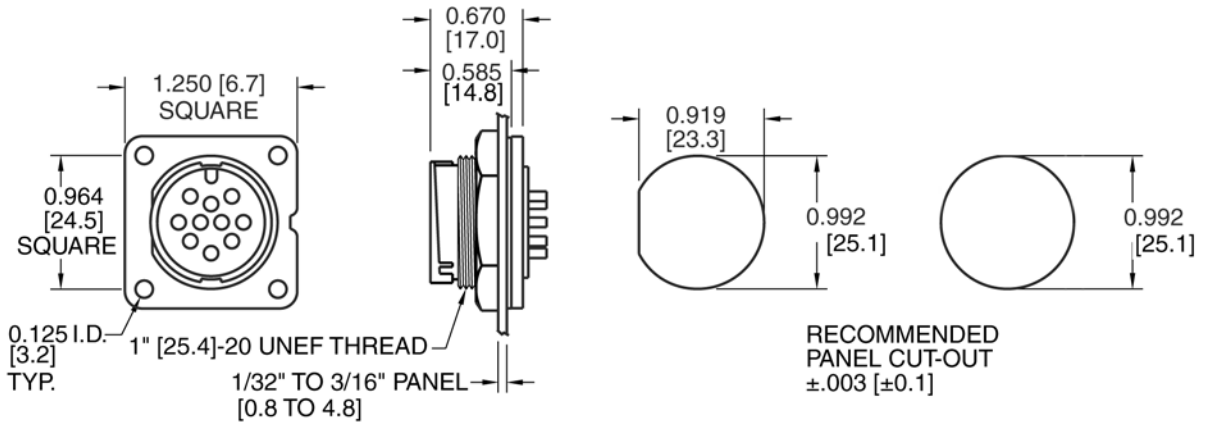
Dimensions



CABLE END CONNECTOR
STYLE 3 THREADED BACKSHELL

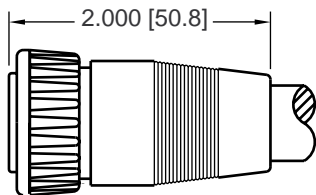


CABLE TO CABLE CONNECTOR
STYLE 3 THREADED BACKSHELL

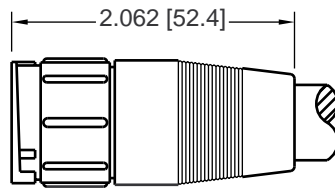


PANEL MOUNT CONNECTOR
SHOWN WITH HEX NUT AND GASKET

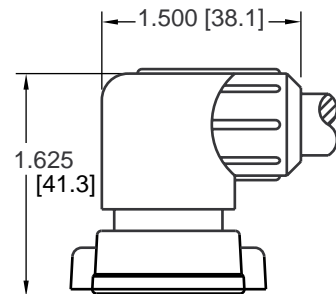
Molded Cable Assemblies (See pages 3 & 26)



CABLE END ASSEMBLY
STRAIGHT BOOT
0.545 [13.8] MAX. CABLE O.D.



CABLE TO CABLE ASSEMBLY
STRAIGHT BOOT
0.545 [13.8] MAX. CABLE O.D.



CABLE END ASSEMBLY
90° BOOT
0.445 [11.3] MAX. CABLE O.D.

MAXI-CON-X[®] FIELD INSTALLABLE CONNECTORS

Part Number to Order

XX X XX-XX XG-3XX

Connector Type: _____

- 13 - Cable End
- 14 - Panel Mount
- 15 - Cable to Cable

Contact Size: _____

- 1 - #12 (7 Contacts)
- 2 - #20 (18 & 20 Contacts)
- 3 - #16 (10 Contacts)

Contact Style: _____

- 80 - Crimp (Supplied loose)
- 81 - P/C Tail .187" (4.7) (Supplied assembled)
- 82 - Solder Cup (Supplied assembled)
- 91 - P/C Tail .280" (7.1) (Supplied assembled)*
- 92 - P/C Tail .335" (8.5) (Supplied assembled)*

Number of Contacts: _____

- 7, 10, 18 & 20

Type of Contact: _____

- P - Pin
- S - Socket

Contact Plating: _____

- G - Gold over Nickel (Standard)

EMI/RFI shielded assemblies available - consult factory.

*Available in #20 size contact only.

Consult factory for optional threaded coupling.

Consult factory for your custom design cable assemblies and connectors. (See pages 3 & 26)

Grommet Code - Cable O.D. Range:
Back Shell Style 3
 21 - .21 - .25 (5.3-6.3)
 26 - .26 - .30 (6.6-7.6)
 31 - .31 - .38 (7.8-9.6)

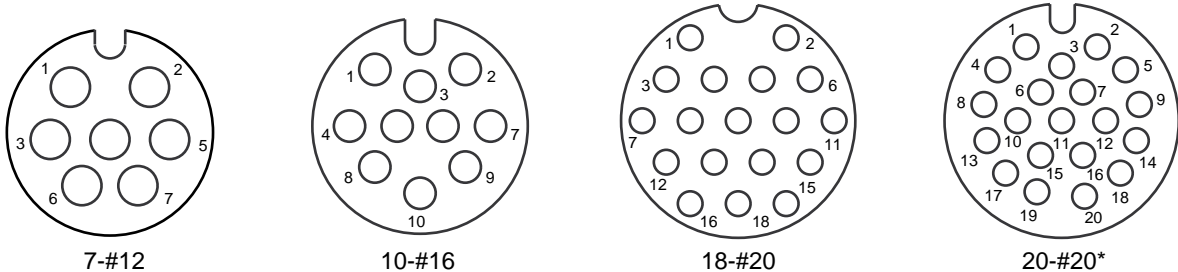
Back Shell Style:

- 3 Mechanical screw-down cable clamp with grommet seal and (1) interfacial "O" ring for cable end.

300 - Panel mount with hex nut & gasket.

3ES - 300 with Epoxy

Contact Arrangements



Contact arrangements shown are wiring view of cable end pins/sockets.

Key/keyway shown for orientation only.

*Available in connector types: cable end socket, panel mount pin styles only.

MAXI-CON-X[®] FIELD INSTALLABLE CONNECTORS

Specifications

Typical Specifications

| | |
|-------------------------------|--|
| Manufacturers Identifications | Maxi-Con-X [®] |
| Description | Field Installable Connector & Custom Cable Assemblies |
| Rating | 1.35 thru 13.0A, 600V |
| Conductor Size | #12 Contacts, 12 thru 14 AWG #16 Contacts, 16 thru 18 AWG #20 Contacts, 20 thru 24 AWG |
| Configuration | 7 - #12 Contacts 10 - #16 Contacts 18 - #20 Contacts 20 - #20 Contacts |
| Certification | UL Recognized File #E138878 - 250V CSA Certified File #LR89277 - 600V |

Material Specifications

Cable Pin/Socket

| | |
|---------------------------------|-----------------------------|
| Mechanical Backshell (Threaded) | Nylon, UL Recognized, Black |
| Strap | Nylon, UL Recognized, Black |
| Screws | Cadmium Plated |
| Grommet | Santoprene Rubber, Black |
| Coupling Ring | Nylon, UL Recognized, Black |
| Contacts | Brass, Gold over Nickel |
| Connector Body | Nylon, UL Recognized, Black |
| O-Ring | Nitrile Rubber, Black |

Optional

| | |
|----------------------|---------------------------------------|
| Winged Coupling Ring | Nylon, UL Recognized, Black (W/14482) |
|----------------------|---------------------------------------|

Cable to Cable

| | |
|---------------------------------|-----------------------------|
| Mechanical Backshell (Threaded) | Nylon, UL Recognized, Black |
| Grommet | Santoprene Rubber, Black |
| Strap | Nylon, UL Recognized, Black |
| Screws | Cadmium Plated |
| Contacts | Brass, Gold over Nickel |
| Connector Body | Nylon, UL Recognized, Black |

Panel Mount

| | |
|------------|-----------------------------|
| Contacts | Brass, Gold over Nickel |
| Panel Body | Nylon, UL Recognized, Black |
| Gasket | Nitrile Rubber, Black |
| Hex Nut | Nylon, UL Recognized, Black |

Optional

| | |
|----------|---|
| Dust Cap | Santoprene Rubber, Black (Part No. 14295) |
|----------|---|

Mechanical Specifications

| | |
|----------------|--|
| Durability | Minimum 300 mate/unmate cycles without mechanical or electrical failure |
| Vibration | Coupling rings have overriding locking feature to prevent loosening or separation of connector |
| Hex Nut Torque | All series hex nut to withstand 10-12 inch/lb tightening torque |

Electrical Specifications

| | |
|---------|---|
| Voltage | 600 V |
| Current | See Electrical Current Rating Chart (Page 27) |

Environmental Specifications

| | |
|--------------------|---|
| Temperature Rating | -55°C to +125°C (-67°F to +257°F) |
| Corrosion | 300 Hr salt spray contacts |
| Weathertight | Consult factory with specific application |

Molded Cable Assemblies

| | |
|------------|---|
| Watertight | (See Pages 3 & 26) NEMA 6P, 13: IEC IP67 |
|------------|---|



Компания «ЭлектроПласт» предлагает заключение долгосрочных отношений при поставках импортных электронных компонентов на взаимовыгодных условиях!

Наши преимущества:

- Оперативные поставки широкого спектра электронных компонентов отечественного и импортного производства напрямую от производителей и с крупнейших мировых складов;
- Поставка более 17-ти миллионов наименований электронных компонентов;
- Поставка сложных, дефицитных, либо снятых с производства позиций;
- Оперативные сроки поставки под заказ (от 5 рабочих дней);
- Экспресс доставка в любую точку России;
- Техническая поддержка проекта, помощь в подборе аналогов, поставка прототипов;
- Система менеджмента качества сертифицирована по Международному стандарту ISO 9001;
- Лицензия ФСБ на осуществление работ с использованием сведений, составляющих государственную тайну;
- Поставка специализированных компонентов (Xilinx, Altera, Analog Devices, Intersil, Interpoint, Microsemi, Aeroflex, Peregrine, Syfer, Eurofarad, Texas Instrument, Miteq, Cobham, E2V, MA-COM, Hittite, Mini-Circuits, General Dynamics и др.);

Помимо этого, одним из направлений компании «ЭлектроПласт» является направление «Источники питания». Мы предлагаем Вам помощь Конструкторского отдела:

- Подбор оптимального решения, техническое обоснование при выборе компонента;
- Подбор аналогов;
- Консультации по применению компонента;
- Поставка образцов и прототипов;
- Техническая поддержка проекта;
- Защита от снятия компонента с производства.



Как с нами связаться

Телефон: 8 (812) 309 58 32 (многоканальный)

Факс: 8 (812) 320-02-42

Электронная почта: org@eplast1.ru

Адрес: 198099, г. Санкт-Петербург, ул. Калинина, дом 2, корпус 4, литера А.