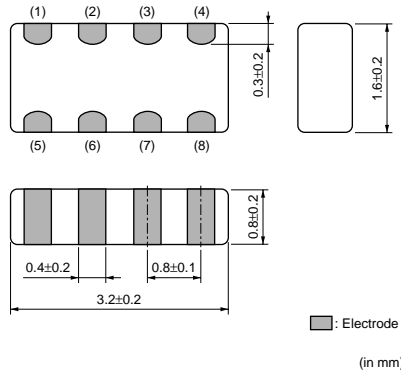


# EMIFIL® (Inductor type) Chip Ferrite Bead (Array)

## BLA31A/BLA31B Series (1206 Size)

### ■ Dimensions



### ■ Equivalent Circuit



### ■ Packaging

Code	Packaging	Minimum Quantity
D	180mm Paper Tape	4000
J	330mm Paper Tape	10000
B	Bulk(Bag)	1000

### ■ Rated Value (□: packaging code)

Part Number	Impedance (at 100MHz/20°C)	Impedance (at 1GHz/20°C)	Rated Current	DC Resistance	Operating Temperature Range
BLA31AG300SN4□	30ohm ±25%	-	200mA	0.10ohm max.	-55 to +125°C
BLA31AG600SN4□	60ohm ±25%	-	200mA	0.15ohm max.	-55 to +125°C
BLA31AG121SN4□	120ohm ±25%	-	150mA	0.20ohm max.	-55 to +125°C
BLA31AG221SN4□	220ohm ±25%	-	150mA	0.25ohm max.	-55 to +125°C
BLA31AG601SN4□	600ohm ±25%	-	100mA	0.35ohm max.	-55 to +125°C
BLA31AG102SN4□	1000ohm ±25%	-	50mA	0.45ohm max.	-55 to +125°C
BLA31BD121SN4□	120ohm ±25%	-	150mA	0.30ohm max.	-55 to +125°C
BLA31BD221SN4□	220ohm ±25%	-	150mA	0.35ohm max.	-55 to +125°C
BLA31BD471SN4□	470ohm ±25%	-	100mA	0.40ohm max.	-55 to +125°C
BLA31BD601SN4□	600ohm ±25%	-	100mA	0.45ohm max.	-55 to +125°C
BLA31BD102SN4□	1000ohm ±25%	-	50mA	0.55ohm max.	-55 to +125°C

Number of Circuits: 4

Continued on the following page.

● This data sheet is applied for CHIP FERRITE BEAD used for General Electronics equipment for your design.

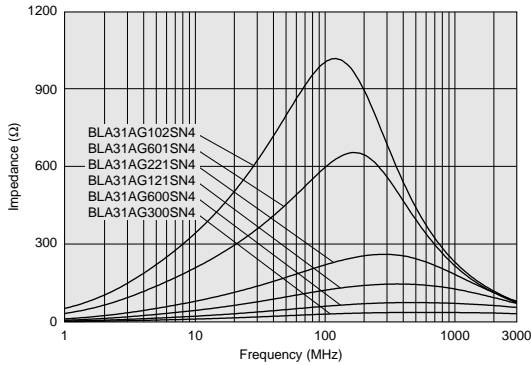
### ⚠ Note:

1. This datasheet is downloaded from the website of Murata Manufacturing co., Ltd. Therefore, it's specifications are subject to change or our products in it may be discontinued without advance notice. Please check with our sales representatives or product engineers before ordering.
2. This datasheet has only typical specifications because there is no space for detailed specifications. Therefore, please approve our product specifications or transact the approval sheet for product specifications before ordering.

Continued from the preceding page.

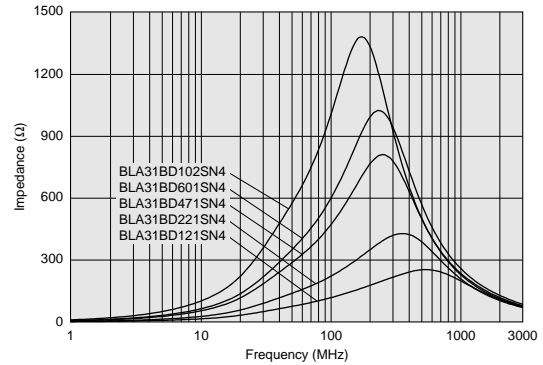
■ Impedance-Frequency Characteristics (Main Items)

BLA31AG Series



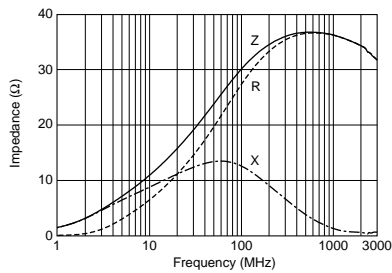
■ Impedance-Frequency Characteristics (Main Items)

BLA31BD Series



■ Impedance-Frequency Characteristics

BLA31AG300SN4



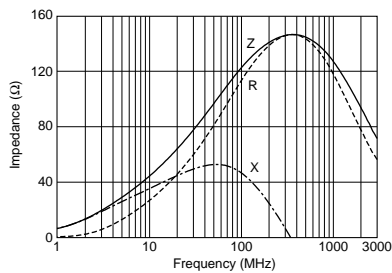
■ Impedance-Frequency Characteristics

BLA31AG600SN4



■ Impedance-Frequency Characteristics

BLA31AG121SN4



■ Impedance-Frequency Characteristics

BLA31AG221SN4



Continued on the following page. ↗

● This data sheet is applied for CHIP FERRITE BEAD used for General Electronics equipment for your design.

⚠ Note:

1. This datasheet is downloaded from the website of Murata Manufacturing co., ltd. Therefore, it's specifications are subject to change or our products in it may be discontinued without advance notice. Please check with our sales representatives or product engineers before ordering.
2. This datasheet has only typical specifications because there is no space for detailed specifications. Therefore, please approve our product specifications or transact the approval sheet for product specifications before ordering.

Continued from the preceding page.

■ Impedance-Frequency Characteristics

**BLA31AG601SN4**



■ Impedance-Frequency Characteristics

**BLA31AG102SN4**



■ Impedance-Frequency Characteristics

**BLA31BD121SN4**



■ Impedance-Frequency Characteristics

**BLA31BD221SN4**



■ Impedance-Frequency Characteristics

**BLA31BD471SN4**



■ Impedance-Frequency Characteristics

**BLA31BD601SN4**



Continued on the following page. ↗

● This data sheet is applied for CHIP FERRITE BEAD used for General Electronics equipment for your design.

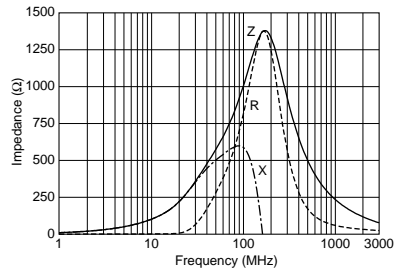
⚠ **Note:**

1. This datasheet is downloaded from the website of Murata Manufacturing co., Ltd. Therefore, it's specifications are subject to change or our products in it may be discontinued without advance notice. Please check with our sales representatives or product engineers before ordering.
2. This datasheet has only typical specifications because there is no space for detailed specifications. Therefore, please approve our product specifications or transact the approval sheet for product specifications before ordering.

Continued from the preceding page.

## ■ Impedance-Frequency Characteristics

### BLA31BD102SN4



## ■ ⚠ Caution/Notice

### ⚠ Caution (Rating)

Do not use products beyond the rated current as this may create excessive heat and deteriorate the insulation resistance.

### Notice

Solderability of Tin plating termination chip might be deteriorated when low temperature soldering profile where peak solder temperature is below the Tin melting point is used. Please confirm the solderability of Tin plating termination chip before use.

● This data sheet is applied for CHIP FERRITE BEAD used for General Electronics equipment for your design.

### ⚠ Note:

1. This datasheet is downloaded from the website of Murata Manufacturing co., Ltd. Therefore, it's specifications are subject to change or our products in it may be discontinued without advance notice. Please check with our sales representatives or product engineers before ordering.
2. This datasheet has only typical specifications because there is no space for detailed specifications. Therefore, please approve our product specifications or transact the approval sheet for product specifications before ordering.



Компания «ЭлектроПласт» предлагает заключение долгосрочных отношений при поставках импортных электронных компонентов на взаимовыгодных условиях!

Наши преимущества:

- Оперативные поставки широкого спектра электронных компонентов отечественного и импортного производства напрямую от производителей и с крупнейших мировых складов;
- Поставка более 17-ти миллионов наименований электронных компонентов;
- Поставка сложных, дефицитных, либо снятых с производства позиций;
- Оперативные сроки поставки под заказ (от 5 рабочих дней);
- Экспресс доставка в любую точку России;
- Техническая поддержка проекта, помощь в подборе аналогов, поставка прототипов;
- Система менеджмента качества сертифицирована по Международному стандарту ISO 9001;
- Лицензия ФСБ на осуществление работ с использованием сведений, составляющих государственную тайну;
- Поставка специализированных компонентов (Xilinx, Altera, Analog Devices, Intersil, Interpoint, Microsemi, Aeroflex, Peregrine, Syfer, Eurofarad, Texas Instrument, Miteq, Cobham, E2V, MA-COM, Hittite, Mini-Circuits, General Dynamics и др.);

Помимо этого, одним из направлений компании «ЭлектроПласт» является направление «Источники питания». Мы предлагаем Вам помощь Конструкторского отдела:

- Подбор оптимального решения, техническое обоснование при выборе компонента;
- Подбор аналогов;
- Консультации по применению компонента;
- Поставка образцов и прототипов;
- Техническая поддержка проекта;
- Защита от снятия компонента с производства.



#### Как с нами связаться

**Телефон:** 8 (812) 309 58 32 (многоканальный)

**Факс:** 8 (812) 320-02-42

**Электронная почта:** [org@eplast1.ru](mailto:org@eplast1.ru)

**Адрес:** 198099, г. Санкт-Петербург, ул. Калинина, дом 2, корпус 4, литера А.