



## Main

|                               |                                                           |
|-------------------------------|-----------------------------------------------------------|
| Range of product              | OsiSense XU                                               |
| Series name                   | General purpose single mode                               |
| Electronic sensor type        | Photo-electric sensor receiver                            |
| Sensor name                   | XUB                                                       |
| Sensor design                 | Cylindrical M18                                           |
| Detection system              | Thru beam                                                 |
| Material                      | Metal                                                     |
| Line of sight type            | 90° lateral                                               |
| Type of output signal         | Discrete                                                  |
| Supply circuit type           | DC                                                        |
| Wiring technique              | 3-wire                                                    |
| Discrete output type          | PNP                                                       |
| Discrete output function      | 1 NO                                                      |
| Electrical connection         | 1 male connector M12, 4 pins                              |
| Product specific application  | -                                                         |
| Emission                      | Infrared thru beam                                        |
| [Sn] nominal sensing distance | 49.21 ft (15 m) thru beam need a transmitter XUB2BKSWM12T |

## Complementary

|                           |                                                   |
|---------------------------|---------------------------------------------------|
| Enclosure material        | Nickel plated brass                               |
| Lens material             | PMMA                                              |
| Maximum sensing distance  | 65.62 ft (20 m) thru beam                         |
| Output type               | Solid state                                       |
| Add on output             | Without                                           |
| Status LED                | 1 LED (yellow) output state                       |
| [Us] rated supply voltage | 12...24 V DC with reverse polarity protection     |
| Supply voltage limits     | 10...36 V DC                                      |
| Switching capacity in mA  | <= 100 mA (overload and short-circuit protection) |
| Switching frequency       | <= 500 Hz                                         |
| Voltage drop              | 1.5 V (closed state)                              |
| Current consumption       | 35 mA (no-load)                                   |
| Delay first up            | < 15 ms                                           |
| Delay response            | < 1 ms                                            |
| Delay recovery            | < 1 ms                                            |
| Setting-up                | Without sensitivity adjustment                    |
| Diameter                  | 0.71 in (18 mm)                                   |
| Length                    | 2.99 in (76 mm)                                   |
| Product weight            | 0.11 lb(US) (0.05 kg)                             |

## Environment

|                                       |                                                                           |
|---------------------------------------|---------------------------------------------------------------------------|
| product certifications                | CE<br>CSA<br>UL                                                           |
| ambient air temperature for operation | -13...131 °F (-25...55 °C)                                                |
| ambient air temperature for storage   | -40...158 °F (-40...70 °C)                                                |
| vibration resistance                  | 7 gn, amplitude = +/- 1.5 mm (f = 10...55 Hz) conforming to IEC 60068-2-6 |
| shock resistance                      | 30 gn (duration = 11 ms) conforming to IEC 60068-2-27                     |

The information provided in this documentation contains general descriptions and/or technical characteristics of the products contained herein. This documentation is not intended as a substitute for and is not to be used for determining suitability or reliability of these products for specific user applications. It is the duty of any such user or integrator to perform the appropriate and complete risk analysis, evaluation and testing of the products with respect to the relevant specific application or use thereof. Neither Schneider Electric Industries SAS nor any of its affiliates or subsidiaries shall be responsible or liable for misuse of the information contained herein.

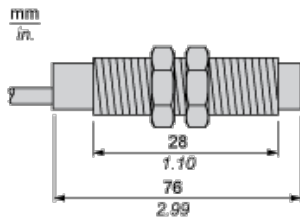
### Offer Sustainability

|                                                                                                                            |                                                                                                                            |
|----------------------------------------------------------------------------------------------------------------------------|----------------------------------------------------------------------------------------------------------------------------|
| Not Green Premium product                                                                                                  | Not Green Premium product                                                                                                  |
| Compliant - since 0903 - Schneider Electric declaration of conformity                                                      | Compliant - since 0903 - Schneider Electric declaration of conformity                                                      |
| Reference not containing SVHC above the threshold                                                                          | Reference not containing SVHC above the threshold                                                                          |
| WARNING: This product can expose you to chemicals including:                                                               | WARNING: This product can expose you to chemicals including:                                                               |
| Diisononyl phthalate (DINP), which is known to the State of California to cause cancer, and                                | Diisononyl phthalate (DINP), which is known to the State of California to cause cancer, and                                |
| Di-isodecyl phthalate (DIDP), which is known to the State of California to cause birth defects or other reproductive harm. | Di-isodecyl phthalate (DIDP), which is known to the State of California to cause birth defects or other reproductive harm. |
| For more information go to <a href="http://www.p65warnings.ca.gov">www.p65warnings.ca.gov</a>                              | For more information go to <a href="http://www.p65warnings.ca.gov">www.p65warnings.ca.gov</a>                              |

### Contractual warranty

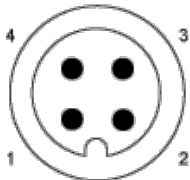
|                 |           |
|-----------------|-----------|
| Warranty period | 18 months |
|-----------------|-----------|

### Dimensions



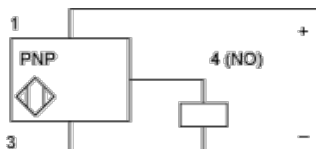
### Wiring Schemes

#### M12 Connector

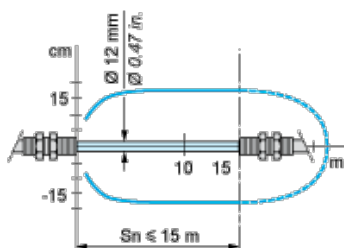


- 1 : (+)
- 3 : (-)
- 4 : OUT/Output

#### PNP Outputs



### Detection Curves





Компания «ЭлектроПласт» предлагает заключение долгосрочных отношений при поставках импортных электронных компонентов на взаимовыгодных условиях!

Наши преимущества:

- Оперативные поставки широкого спектра электронных компонентов отечественного и импортного производства напрямую от производителей и с крупнейших мировых складов;
- Поставка более 17-ти миллионов наименований электронных компонентов;
- Поставка сложных, дефицитных, либо снятых с производства позиций;
- Оперативные сроки поставки под заказ (от 5 рабочих дней);
- Экспресс доставка в любую точку России;
- Техническая поддержка проекта, помощь в подборе аналогов, поставка прототипов;
- Система менеджмента качества сертифицирована по Международному стандарту ISO 9001;
- Лицензия ФСБ на осуществление работ с использованием сведений, составляющих государственную тайну;
- Поставка специализированных компонентов (Xilinx, Altera, Analog Devices, Intersil, Interpoint, Microsemi, Aeroflex, Peregrine, Syfer, Eurofarad, Texas Instrument, Miteq, Cobham, E2V, MA-COM, Hittite, Mini-Circuits, General Dynamics и др.);

Помимо этого, одним из направлений компании «ЭлектроПласт» является направление «Источники питания». Мы предлагаем Вам помощь Конструкторского отдела:

- Подбор оптимального решения, техническое обоснование при выборе компонента;
- Подбор аналогов;
- Консультации по применению компонента;
- Поставка образцов и прототипов;
- Техническая поддержка проекта;
- Защита от снятия компонента с производства.



#### Как с нами связаться

**Телефон:** 8 (812) 309 58 32 (многоканальный)

**Факс:** 8 (812) 320-02-42

**Электронная почта:** [org@eplast1.ru](mailto:org@eplast1.ru)

**Адрес:** 198099, г. Санкт-Петербург, ул. Калинина, дом 2, корпус 4, литера А.