

**Slimline PCB Relay SNR**

- 1 pole 6A, 1 form C (CO), 1 form A (NO)
- Only 5mm wide
- Flat pack version available
- Sensitive coil 170mW
- Reinforced insulation (protection classII)
- Strong coil pins for DIN-rail socket
- Allows high function- / packaging density
- Cadmium-free contacts, AgNi 90/10 for AC-loads



F0140-D

Typical applications

Interface technology, PLC's, timers, centralized and decentralized heating control



**Approvals**

VDE Cert. No. 40010063, UL E214025  
Technical data of approved types on request

**Contact Data**

Contact arrangement	1 form C (CO) or 1 form A (NO)	
Rated voltage	250VAC	
Max. switching voltage	400VAC	
Rated current	6A	
Limiting making current, max 4s, df 10%	10A	
Breaking capacity max.	1500VA	
Contact material	AgSnO <sub>2</sub> , AgNi 90/10	AgSnO <sub>2</sub> gold plated
Min. recommended contact load	100mA, 12V	50mW
Frequency of operation, with/without load	6/1200min <sup>-1</sup>	
Operate/release time max.	12/5ms	
Bounce time max., form A/form B	3/8ms	

**Contact ratings**

Type	Contact	Load	Cycles
<b>EC 61810</b>			
V23092-****-A301, -A801	C (CO)	6A, 250VAC, cosφ=1, 85°C	5x10 <sup>3</sup>
<b>UL 508</b>			
V23092-****-A301, -A801	A/B	6A, 250VAC, general purpose, 85°C	6x10 <sup>3</sup>
V23092-****-A301, -A801	A/B (NO)	B300, 85°C	6x10 <sup>3</sup>
V23092-****-A301, -A801	A/B	R300, 85°C	6x10 <sup>3</sup>
<b>EN60730-1</b>			
V23092-****-A302	A (NO)	3A (1.5A), 250VAC, 85°C	100x10 <sup>3</sup>
V23092-****-A302, -A802	A (NO)	5A (1.5A), 250VAC, 85°C	10x10 <sup>3</sup>

Mechanical endurance, DC coil 10x10<sup>6</sup> operations

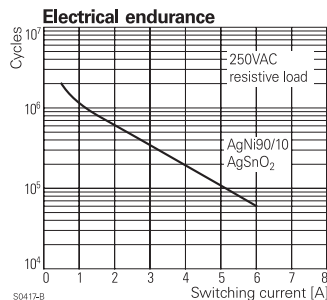
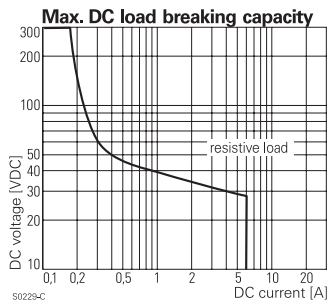
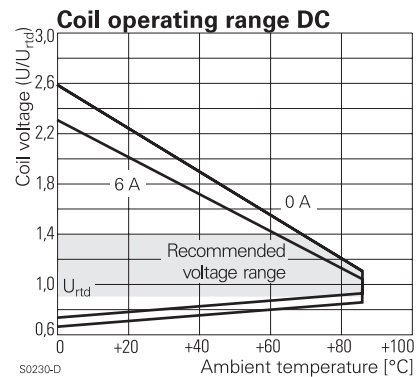
**Coil Data**

Coil voltage range	5 to 60VDC
Operative range, IEC 61810	2

**Coil versions, DC coil**

Coil code	Rated voltage VDC	Operate voltage VDC	Release voltage VDC	Coil resistance Ω±10% <sup>1)</sup>	Rated power mW
005	5	3.5	0.25	147	170
012	12	8.4	0.6	848	170
024	24	16.8	1.2	3390	170
048	48	33.6	2.4	10600 <sup>1)</sup>	217
060	60	42.0	3.0	20500 <sup>1)</sup>	176

1) Coil resistance ±15%.  
All figures are given for coil without pre-energization, at ambient temperature +23°C.  
Other coil voltages on request.



**Insulation Data**

Initial dielectric strength	
between open contacts	1000V <sub>rms</sub>
between contact and coil	4000V <sub>rms</sub>
Clearance/creepage	
between contact and coil	≥6/8mm
Material group of insulation parts	IIIa
Tracking index of relay base	PTI250

**Slimline PCB Relay SNR** (Continued)

**Other Data**

Material compliance: EU RoHS/ELV, China RoHS, REACH, Halogen content refer to the Product Compliance Support Center at [www.te.com/customersupport/rohssupportcenter](http://www.te.com/customersupport/rohssupportcenter)

Ambient temperature	-40 to +85°C
Category of environmental protection	RTIII - wash tight
IEC 61810	
Vibration resistance (functional), form A (NO) / form B (NC)	10/5g
Shock resistance (functional), form A (NO) / form B (NC)	10/5g
Shock resistance (destructive)	30g
Terminal type	PCB-THT, plug-in
Mounting	PCB, socket
Weight	6g
Resistance to soldering heat THT IEC 60068-2-20	260°C/5s <sup>2)</sup>
Packaging unit	tube/20 pcs., box/1000 pcs.

2) for flat pack version selective soldering is recommended

**Accessories**

For details see datasheet [Accessories Slim Interface Relay SNR](#)

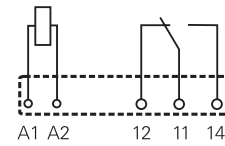
**PCB layout / terminal assignment**

Bottom view on solder pins



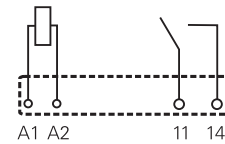
S0258-AA

1 form C contact (1 CO)



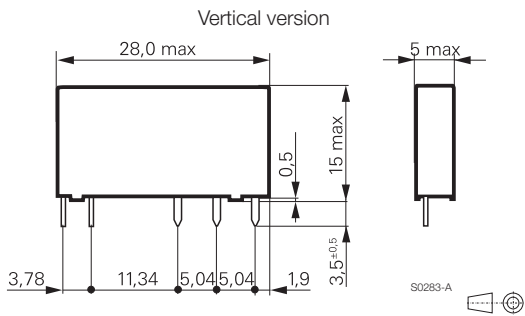
S0258-AB

1 form A contact (1 NO)

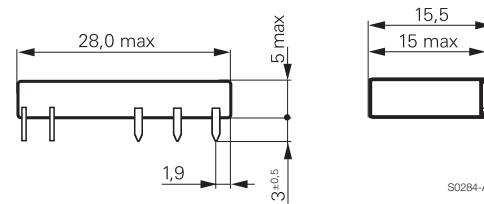


S0258-AC

**Dimensions**



Flat pack version<sup>2)</sup>



2) for flat pack version selective soldering is recommended

**Slimline PCB Relay SNR** (Continued)

<b>Product code structure</b>	Typical product code	<b>V23092</b>	<b>-A</b>	<b>1</b>	<b>005</b>	<b>-A</b>	<b>3</b>	<b>01</b>
<b>Type</b>	<b>V23092</b> Slimline PCB relay SNR							
<b>Version</b>	<b>A</b> PCB, vertical version		<b>B</b> PCB, flat pack version					
	<b>S</b> Plug-in, vertical version							
<b>Version</b>	<b>1</b> Wash tight							
<b>Coil</b>	Coil code: please refer to coil versions table							
<b>Contact system</b>	<b>A</b> Standard							
<b>Contact material</b>	<b>2</b> AgSnO <sub>2</sub> , gold plated		<b>3</b> AgSnO <sub>2</sub>					
	<b>8</b> AgNi 90/10							
<b>Contact configuration</b>	<b>01</b> 1 form C contact (1 CO)			<b>02</b> 1 form A contact (1 NO)				

NO version with 8/8mm clearance and creepage and other types on request

Product code	Version	Contact arrangement	Contact material	Coil	Part number
V23092-A1005-A201	PCB	1 form C (CO) contact	AgSnO <sub>2</sub> , gold plated	5VDC	1393236-1
V23092-A1005-A202	vertical version	1 form A (NO) contact			8-1415067-1
V23092-A1005-A301	wash tight	1 form C (CO) contact	AgSnO <sub>2</sub>		1393236-2
V23092-A1005-A302		1 form A (NO) contact			9-1415067-1
V23092-A1005-A801		1 form C (CO) contact	AgNi 90/10		1-1415068-1
V23092-A1005-A802		1 form A (NO) contact			1415068-1
V23092-A1012-A201		1 form C (CO) contact	AgSnO <sub>2</sub> , gold plated	12VDC	1393236-4
V23092-A1012-A202		1 form A (NO) contact			1393236-5
V23092-A1012-A301		1 form C (CO) contact	AgSnO <sub>2</sub>		1393236-7
V23092-A1012-A302		1 form A (NO) contact			1393236-8
V23092-A1012-A801		1 form C (CO) contact	AgNi 90/10		1-1393236-3
V23092-A1012-A802		1 form A (NO) contact			2-1415068-1
V23092-A1024-A201		1 form C (CO) contact	AgSnO <sub>2</sub> , gold plated	24VDC	2-1393236-1
V23092-A1024-A202		1 form A (NO) contact			2-1393236-2
V23092-A1024-A301		1 form C (CO) contact	AgSnO <sub>2</sub>		2-1393236-4
V23092-A1024-A302		1 form A (NO) contact			2-1393236-5
V23092-A1024-A801		1 form C (CO) contact	AgNi 90/10		3-1393236-0
V23092-A1024-A802		1 form A (NO) contact			5-1415063-1
V23092-A1048-A201		1 form C (CO) contact	AgSnO <sub>2</sub> , gold plated	48VDC	3-1393236-5
V23092-A1048-A202		1 form A (NO) contact			3-1393236-6
V23092-A1048-A301		1 form C (CO) contact	AgSnO <sub>2</sub>		3-1393236-7
V23092-A1048-A302		1 form A (NO) contact			3-1393236-8
V23092-A1048-A801		1 form C (CO) contact	AgNi 90/10		3-1393236-9
V23092-A1048-A802		1 form A (NO) contact			3-1415068-1
V23092-S1005-A201	Plug-in	1 form C (CO) contact	AgSnO <sub>2</sub> , gold plated	5VDC	1956024-9
V23092-S1005-A301	vertical version		AgSnO <sub>2</sub>		1-1956024-0
V23092-S1012-A201	wash tight		AgSnO <sub>2</sub> , gold plated	12VDC	1956024-1
V23092-S1012-A301			AgSnO <sub>2</sub>		1956024-2
V23092-S1024-A201			AgSnO <sub>2</sub> , gold plated	24VDC	1956024-3
V23092-S1024-A301			AgSnO <sub>2</sub>		1956024-4
V23092-S1048-A201			AgSnO <sub>2</sub> , gold plated	48VDC	1956024-5
V23092-S1048-A301			AgSnO <sub>2</sub>		1956024-6
V23092-S1060-A201			AgSnO <sub>2</sub> , gold plated	60VDC	1956024-7
V23092-S1060-A301			AgSnO <sub>2</sub>		1956024-8



Компания «ЭлектроПласт» предлагает заключение долгосрочных отношений при поставках импортных электронных компонентов на взаимовыгодных условиях!

Наши преимущества:

- Оперативные поставки широкого спектра электронных компонентов отечественного и импортного производства напрямую от производителей и с крупнейших мировых складов;
- Поставка более 17-ти миллионов наименований электронных компонентов;
- Поставка сложных, дефицитных, либо снятых с производства позиций;
- Оперативные сроки поставки под заказ (от 5 рабочих дней);
- Экспресс доставка в любую точку России;
- Техническая поддержка проекта, помощь в подборе аналогов, поставка прототипов;
- Система менеджмента качества сертифицирована по Международному стандарту ISO 9001;
- Лицензия ФСБ на осуществление работ с использованием сведений, составляющих государственную тайну;
- Поставка специализированных компонентов (Xilinx, Altera, Analog Devices, Intersil, Interpoint, Microsemi, Aeroflex, Peregrine, Syfer, Eurofarad, Texas Instrument, Miteq, Cobham, E2V, MA-COM, Hittite, Mini-Circuits, General Dynamics и др.);

Помимо этого, одним из направлений компании «ЭлектроПласт» является направление «Источники питания». Мы предлагаем Вам помощь Конструкторского отдела:

- Подбор оптимального решения, техническое обоснование при выборе компонента;
- Подбор аналогов;
- Консультации по применению компонента;
- Поставка образцов и прототипов;
- Техническая поддержка проекта;
- Защита от снятия компонента с производства.



#### Как с нами связаться

**Телефон:** 8 (812) 309 58 32 (многоканальный)

**Факс:** 8 (812) 320-02-42

**Электронная почта:** [org@eplast1.ru](mailto:org@eplast1.ru)

**Адрес:** 198099, г. Санкт-Петербург, ул. Калинина, дом 2, корпус 4, литера А.