

Red Spot fuse holders for BS88 HRC industrial fuses



Termination/Connection Styles:

- Front connected (20-400 A)
- Back stud connected (20-400 A)
- Front/back stud connected (20-400 A)
- Back stud connected, flush mounted (20 A)



Catalog symbol

- RS(amps)(connection style/color)

Description

Bussmann™ series Red Spot fuse holders are a range of CSA Certified IP20 finger-safe fuse holders for BS88 HRC industrial fuses in rating up to 400A.

Ratings

- Volts
 - 600 Vac/dc (CSA)
 - 690 Vac (IEC)
- Amps 20, 32, 63, 100, 200 and 400 A
- SCCR 80 kA

Maximum Operating Temperature: 40°C

Wire type 70°C PVC/Cu

Wire range 8 AWG to 500 kcmil(10 to 240 mm²)

Agency information

- CSA 22.2 No. 39, Class 6225 01, File 47235
- IEC 60269-1 and IEC 60269-2

Flammability rating

- RS20H to RS63H, V-1
- RS100H to RS400H, V-0

Protection level IP20

Available colors

- Black, white, green and grey (available colors vary by amp rating)

Features

- Industry standard fuse holder for protecting utility and industrial installations
- Large, proven contact system and anti-vibration feature helps ensure perfect carrier contact alignment and superior electrical contact
- Conductor insulating sleeves help prevent inadvertent contact at the entry point while fully shrouded terminals deliver IP20 protection
- Molded parts made from flame-retardant, non-hygroscopic, high dielectric strength phenolic material
- A broad range of accessories and Bussmann series fuses available for all Red Spot fuse holders

20 amp holders

Catalog no.	Volts		Conductor AWG (mm ²)	Termination/connection styles	Min. torque lb-in (N·m)		Color	Bussmann series fuse family and amp range
	IEC Vac	CSA Vac/dc			Conductors	Fuse mount screws		
RS20H							Black	
RS20HWH							White	
RS20HGN			8-10 (10-2)	Front connected	18 (2.03)		Green	
RS20HGY							Grey	
RS20P/G							Black	
RS20P/GWH			†	Back stud connected	†		White	
RS20P/GGN	690	600				11 (1.24)	Green	_CIF21 (1-20A)
RS20P/GGY							Grey	
RS20PH/G			8-10 (10-2)†	Front/back stud connected	18 (2.03)†		Black	
RS20F							Black	
RS20FWH							White	
RS20FGN			†	Back stud connected, flush mounted	†		Green	
RS20FGY							Grey	

† Back stud connection requires use of customer supplied terminal lugs. Minimum/maximum conductor size and torque per terminal lug manufacturer.

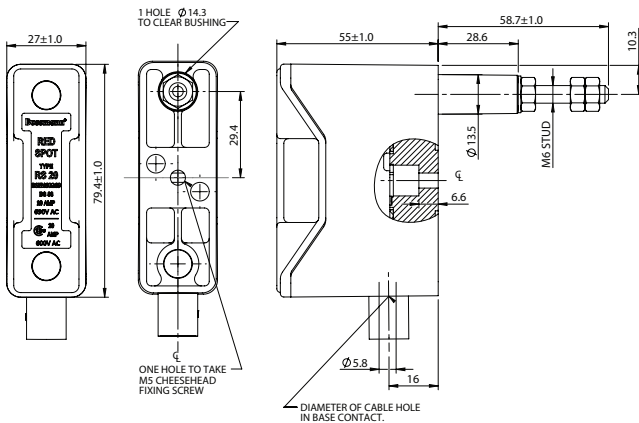
Dimensions – mm



Front connected



Back stud connected



Front/back stud connected



Back stud connected, flush mounted

Accessories	Catalog no.
Padlockable inserts	RS20LOCK
Red warning carriers	RS20RED

32 amp holders

Catalog no.	Volts		Conductor AWG (mm ²)	Termination/connection styles	Min. torque lb-in (N·m)		Color	Bussmann series fuse family and amp range
	IEC Vac	CSA Vac/dc			Conductors	Fuse mount screws		
RS32H							Black	
RS32HWH			6-10 (16-5)	Front connected	18 (2.03)		White	
RS32HGN							Green	
RS32P	690	600				18 (2.03)	Black	_CIH07 (25-30 A) _H07C (25-30 A) CGL_ (1-30 A)
RS32PWH			†	Back stud connected	†		White	
RS32PGN							Green	
RS32PH			6-10 (16-5)†	Front/back stud connected	18 (2.03)†		Black	

† Back stud connection requires use of customer supplied terminal lugs. Minimum/maximum conductor size and torque per terminal lug manufacturer.

Dimensions – mm



Front connected



Back stud connected



Front/back stud connected

Accessories	Catalog no.	Use with GS fuse
Padlockable inserts	RS32LOCK	—
Red warning carriers	RS32RED	—
Adaptors for GS fuses*	GRS32-A	GSA 5 to 20 A

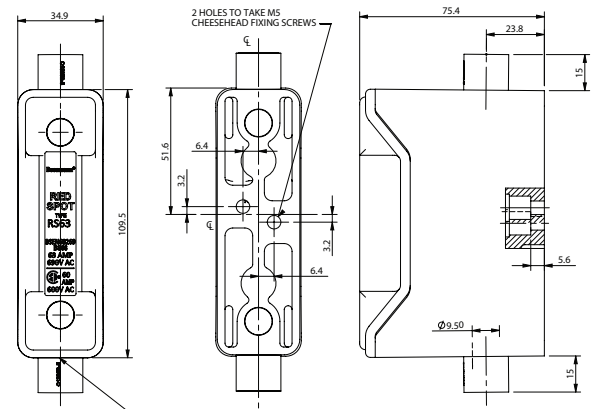
* One kit required per fuse.

63 amp holders

Catalog no.	Volts		Conductor AWG (mm ²)	Termination/connection styles	Min. torque lb-in (N·m)		Color	Bussmann series fuse family and amp range
	IEC Vac	CSA Vac/dc			Conductors	Fuse mount screws		
RS63H			1-6 (50-13)	Front connected	31 (3.50)		Black	
RS63HWH							White	
RS63P	690	600	†	Back stud connected	†	18 (2.03)	Black	_CIK07 (35-60 A)
RS63PWH							White	_K07C (40-60 A)
RS63PH			1-6 (50-13)†	Front/back stud connected	31 (3.50)†		Black	CGL-_ (35-60 A)
RS63PHWH							White	

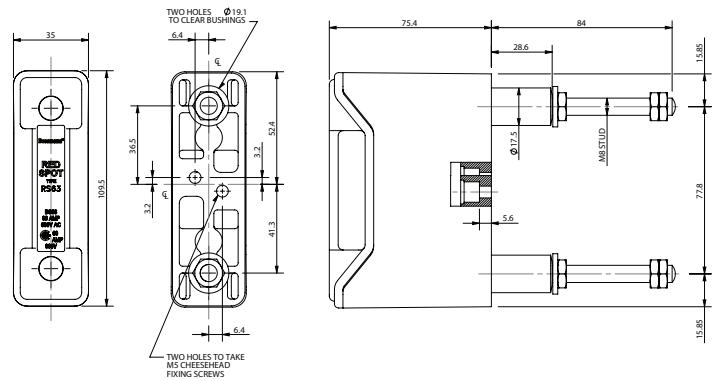
† Back stud connection requires use of customer supplied terminal lugs. Minimum/maximum conductor size and torque per terminal lug manufacturer.

Dimensions – mm

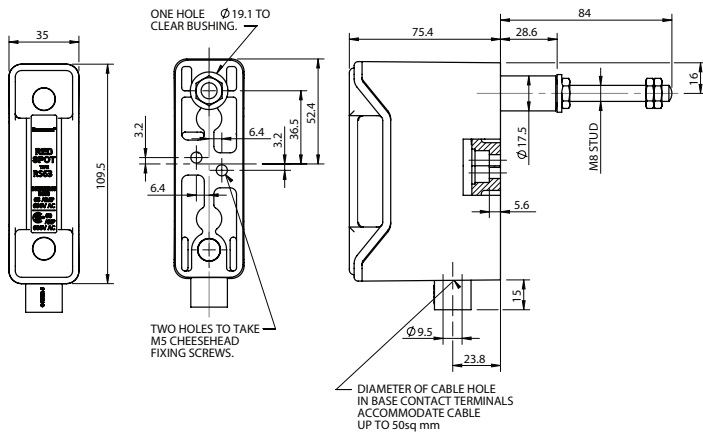


TERMINALS ACCOMMODATE CABLES UP TO 50 Sq. mm

Front connected



Back stud connected



Front/back stud connected

Accessories	Catalog no.	Use with GS fuse
Padlockable Inserts	RS63LOCK	—
Red Warning Carriers	RS63RED	—
Adaptors for GS Fuses*	GRS63-A	GSA 25 to 50A

* One kit required per fuse.

100 amp holders

Catalog no.	Volts		Conductor AWG (mm ²)	Termination/connection styles	Min. torque lb-in (N·m)		Color	Bussmann series fuse family and amp range
	IEC Vac	CSA Vac/dc			Conductors	Fuse mount screws		
RS100H			3/0-4 (70-21)	Front connected	35 (3.95)		Black	
RS100HWH							White	
RS100P	690	600	†	Back stud connected	††	22 (2.50)	Black	_CIL14 (80-100 A) _L14C (80-100 A) CGL_ (70-100 A)
RS100PWH							White	
RS100PH			3/0-4 (70-21)†	Front/back stud connected	35 (3.95)†		Black	

† Back stud connection requires use of customer supplied terminal lugs. Minimum/maximum conductor size and torque per terminal lug manufacturer.

Dimensions – mm



Front connected



Back stud connected



Front/back stud connected

Accessories	Catalog no.	For Bussmann series fuses
Padlockable inserts	RS100LOCK	—
Red warning carriers	RS100RED	—
Fuse adaptor kits*	P5372-10	_CIH07 (25-30A) _CIK07 (35-60A)

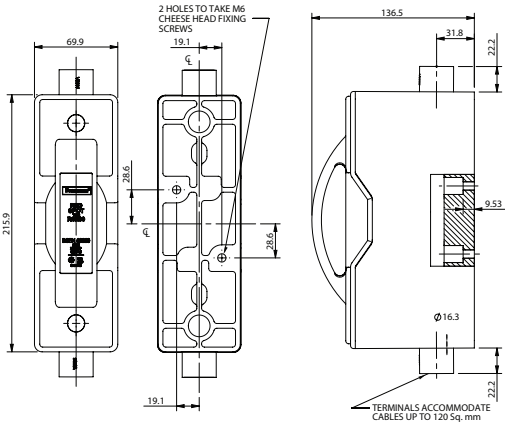
* One kit required per fuse.

200 amp holders

Catalog no.	Volts		Conductor AWG (mm ²)	Termination/connection styles	Min. torque lb-in (N·m)		Color	Bussmann series fuse family and amp range
	IEC Vac	CSA Vac/dc			Conductors	Fuse mount screws		
RS200H			250 kcmil-2/0 (120-67)	Front connected	222 (25.08)		Black	_M09C (125-200 A) CGL_ (110-200 A)
RS200HWH						White		
RS200P	690	600	†	Back stud connected	†	22 (2.50)	Black	
RS200PWH							White	
RS200PH			250 kcmil-2/0 (120-67)†	Front/back stud connected	222 (25.08)†		Black	

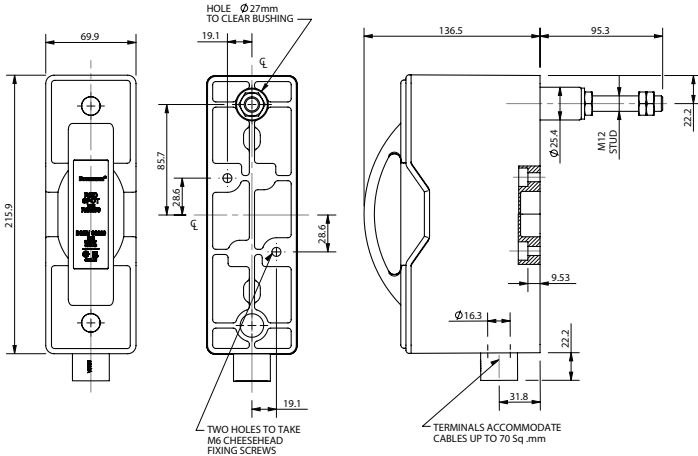
† Back stud connection requires use of customer supplied terminal lugs. Minimum/maximum conductor size and torque per terminal lug manufacturer.

Dimensions – mm



Front connected

Back stud connected



Front/back stud connected

400 amp holders

Catalog no.	Volts		Conductor AWG (mm ²)	Termination/connection styles	Min. torque lb-in (N·m)		Color	Bussmann series fuse family and amp range
	IEC Vac	CSA Vac/dc			Conductors	Fuse mount screws		
RS400			500-250 kcmil (240-127)	Front connected	222 (25.08)			
RS400P	690	600	†	Back stud connected	†	53 (6.00)	Black	_P11C (250-400A) CGL_ (225-400A)
RS400PH			500-250 kcmil (240-127)†	Front/back stud connected	222 (25.08)†			

† Back stud connection requires use of customer supplied terminal lugs. Minimum/maximum conductor size and torque per terminal lug manufacturer.

Dimensions – mm



Front connected

Back stud connected



Front/back stud connected

Accessories	Catalog no.	For Bussmann series fuse
Adaptors for Bussmann series fuses*	TCA2	_M09C (125-200A)

* One kit required per fuse.

Red Spot holder accessories

Padlockable inserts



Padlockable Insert fits into fuse holder and accepts small padlock.

Fuse holder	Catalog no.
RS20	RS20LOCK
RS32	RS32LOCK
RS63	RS63LOCK
RS100	RS100LOCK

Fuse adaptor kits



Fuse adaptors mount on the fuse carrier to accept a smaller dimensioned fuse.

Fuse holder	Catalog no.*	Use with Bussmann series fuse
RS100	P5372-10	_CIH07 (25-30A) _CIK07 (35-60A)
RS400	TCA2	_MC09C (125-200A)

* One kit required per fuse.

Red warning carriers



Red warning carriers replaces the regular fuse carrier and cannot hold a fuse.

Fuse Holder	Catalog no.
RS20	RS20RED
RS32	RS32RED
RS63	RS63RED
RS100	RS100RED

Adaptors for GS fuses



Adaptors for GS fuses mount on the fuse carrier to accept a smaller dimensioned fuse. Includes label to indicate use of GS fuse.

Fuse holder	Catalog no.**	Use with GS fuse
RS32	GRS32-A	GSA 5 to 20A
RS63	GRS63-A	GSA 25 to 50A

* One kit required per fuse.

The only controlled copy of this data sheet is the electronic read-only version located on the Eaton network drive. All other copies of this document are by definition uncontrolled. This bulletin is intended to clearly present comprehensive product data and provide technical information that will help the end user with design applications. Eaton reserves the right, without notice, to change design or construction of any products and to discontinue or limit distribution of any products. Eaton also reserves the right to change or update, without notice, any technical information contained in this bulletin. Once a product has been selected, it should be tested by the user in all possible applications.

Eaton
1000 Eaton Boulevard
Cleveland, OH 44122
United States
Eaton.com

Bussmann Division
114 Old State Road
Ellisville, MO 63021
United States
Eaton.com/bussmannseries

© 2018 Eaton
All Rights Reserved
Printed in USA
Publication No. 10083 - BU-MC13988
August 2018

Eaton, Bussmann, Quik-Spec and CUBEFuse are valuable trademarks of Eaton in the U.S. and other countries. You are not permitted to use the Eaton trademarks without prior written consent of Eaton.

CSA is a registered trademark of the Canadian Standards Group.
NEC is a registered trademark of the National Fire Protection Association, Inc.
UL is a registered trademark of the Underwriters Laboratories, Inc.

For Eaton's Bussmann series product information, call 1-855-287-7626 or visit: Eaton.com/bussmannseries

Follow us on social media to get the latest product and support information.





Компания «ЭлектроПласт» предлагает заключение долгосрочных отношений при поставках импортных электронных компонентов на взаимовыгодных условиях!

Наши преимущества:

- Оперативные поставки широкого спектра электронных компонентов отечественного и импортного производства напрямую от производителей и с крупнейших мировых складов;
- Поставка более 17-ти миллионов наименований электронных компонентов;
- Поставка сложных, дефицитных, либо снятых с производства позиций;
- Оперативные сроки поставки под заказ (от 5 рабочих дней);
- Экспресс доставка в любую точку России;
- Техническая поддержка проекта, помощь в подборе аналогов, поставка прототипов;
- Система менеджмента качества сертифицирована по Международному стандарту ISO 9001;
- Лицензия ФСБ на осуществление работ с использованием сведений, составляющих государственную тайну;
- Поставка специализированных компонентов (Xilinx, Altera, Analog Devices, Intersil, Interpoint, Microsemi, Aeroflex, Peregrine, Syfer, Eurofarad, Texas Instrument, Miteq, Cobham, E2V, MA-COM, Hittite, Mini-Circuits, General Dynamics и др.);

Помимо этого, одним из направлений компании «ЭлектроПласт» является направление «Источники питания». Мы предлагаем Вам помощь Конструкторского отдела:

- Подбор оптимального решения, техническое обоснование при выборе компонента;
- Подбор аналогов;
- Консультации по применению компонента;
- Поставка образцов и прототипов;
- Техническая поддержка проекта;
- Защита от снятия компонента с производства.



Как с нами связаться

Телефон: 8 (812) 309 58 32 (многоканальный)

Факс: 8 (812) 320-02-42

Электронная почта: org@eplast1.ru

Адрес: 198099, г. Санкт-Петербург, ул. Калинина, дом 2, корпус 4, литера А.